

BSE SENSEX

73,524

S&P CNX

23,123



Stock Info

Bloomberg	JSWINFRA IN
Equity Shares (m)	2100
M.Cap.(INRb)/(USDb)	563.7 / 5.9
52-Week Range (INR)	349 / 233
1, 6, 12 Rel. Per (%)	-1/13/-4
12M Avg Val (INR M)	520
Free float (%)	16.4

Financials Snapshot (INR b)

Y/E March	2026	2027E	2028E
Net Sales	53.6	69.1	103.3
EBITDA	26.0	29.4	46.9
Adj. PAT	16.0	17.1	29.3
EBITDA Margin (%)	48.6	42.5	45.4
Adj. EPS (INR)	7.6	8.2	14.0
EPS Gr. (%)	9.4	6.9	71.2
BV/Sh. (INR)	51.8	59.0	71.9

Ratios

Net D/E (x)	0.4	0.4	0.4
RoE (%)	15.6	14.7	21.3
RoCE (%)	11.7	11.1	15.3
Payout (%)	13.1	12.3	7.2

Valuations

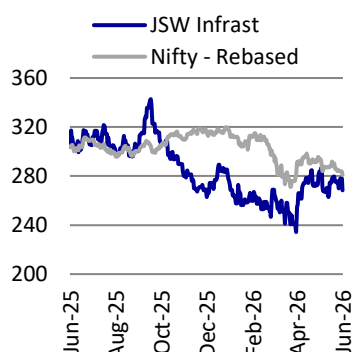
P/E (x)	35.1	32.9	19.2
P/BV (x)	5.2	4.5	3.7
EV/EBITDA (x)	23.2	20.8	13.4
Div. Yield (%)	0.4	0.4	0.4
FCF Yield (%)	-29.1	-32.4	-83.9

Shareholding pattern (%)

As On	Mar-26	Dec-25	Mar-25
Promoter	83.6	83.6	85.6
DII	2.4	2.2	2.7
FII	7.6	7.9	6.0
Others	6.3	6.3	5.7

FII Includes depository receipts

Stock Performance (1-year)



CMP: INR268

TP: INR360 (+34%)

Buy

Expansion projects underway; growth outlook remains strong

- All-India major port volumes grew 2.5% YoY in April'26 and ~7% in FY26. The volume growth in April was led by healthy traction in containers, while petroleum and coal, which account for a major market share of cargo, registered a negative growth rate of ~5% and 1%, respectively. Iron ore volumes remained subdued in FY26, growing only 1% in FY26 and declining by ~2% in Apr'26.
- JSW Infrastructure (JSWINFRA) reported modest volume growth of ~4% in FY26, impacted by subdued throughput at the Paradip iron ore terminals and temporary disruptions during 4QFY26 arising from the West Asia crisis, which led to cargo deferrals across Indian ports. However, this weakness was partly offset by healthy operations at SW Port, Dharamtar Port, and Jaigarh Port, along with incremental contributions from interim operations at Tuticorin and the JNPA liquid terminal. Management highlighted that volume traction improved meaningfully from Apr'26 onward and expects operations to normalize gradually over the coming quarters.
- The company expects operations at the Fujairah terminal to normalize by 2QFY27. Additionally, it has recognized a provision of INR680m toward losses related to three oil tankers. However, the company highlighted that adequate insurance coverage is in place to offset these damages. Operations are expected to progressively normalize, with ~50% of capacity likely to resume shortly, subject to regional stability.
- With a balanced east-west coast presence and expanding inland logistics, JSWINFRA is well-placed to benefit from India's push for multimodal integration and port-led industrial growth. By the start of FY28, major port expansions are expected to be completed, and the logistics business is likely to scale up sharply. During FY26-28, we estimate a CAGR of 19%/39%/34%/35% in volume/revenue/EBITDA/APAT. We reiterate our BUY rating with a TP of INR360 (premised on 17x FY28 EV/EBITDA).

Strategic expansion across ports to drive structural growth

- JSWINFRA successfully commissioned its liquid terminal at JNPA in Feb'26, increasing its total port capacity from 177mtpa to 183mtpa. Moreover, it received approval for interim operations at the SMP Kolkata container terminal.
- The company is strategically positioned to capitalize on India's growing port infrastructure needs, with a goal to expand its port capacity to 400mtpa by FY30 from 183mtpa as of Mar'26.
- Strategic projects such as Keni Port in Karnataka, Jatadhar Port in Odisha, and the Odisha slurry pipeline represent transformative infrastructure plays, enhancing hinterland connectivity and creating long-term growth corridors. Execution across projects remains on track, backed by strong project management capabilities and group-level synergies.
- Projects under execution total **117.1mtpa**, excluding Oman port (27mtpa), the Kolkata Container Terminal (6.3mtpa), and Tuticorin (7mtpa), with completion expected during FY26-28. The company is also undertaking strategic capacity upgrades at Mangalore, Southwest Port, Dharamtar, and Jaigarh, targeting combined expansions of over 40mtpa.

Alok Deora - Research analyst (Alok.Deora@MotilalOswal.com)

Shivam Agarwal - Research analyst (Shivam.Agarwal@MotilalOswal.com)

Investors are advised to refer through important disclosures made at the last page of the Research Report.

Motilal Oswal research is available on www.motilaloswal.com/Institutional-Equities, Bloomberg, Thomson Reuters, Factset and S&P Capital.

- Strategic projects such as Keni Port in Karnataka, Jatadhar Port in Odisha, and the Odisha slurry pipeline represent transformative infrastructure plays, enhancing hinterland connectivity and creating long-term growth corridors. Execution across projects remains on track, backed by strong project management capabilities and group-level synergies.
- The Indian government's Maritime India Vision 2030 and long-term goal to quadruple port capacity to 10,000mtpa by 2047 create a favorable environment. JSWINFRA, as a leading private player, is well-positioned to capture a significant share of this growth through expansions and new projects.

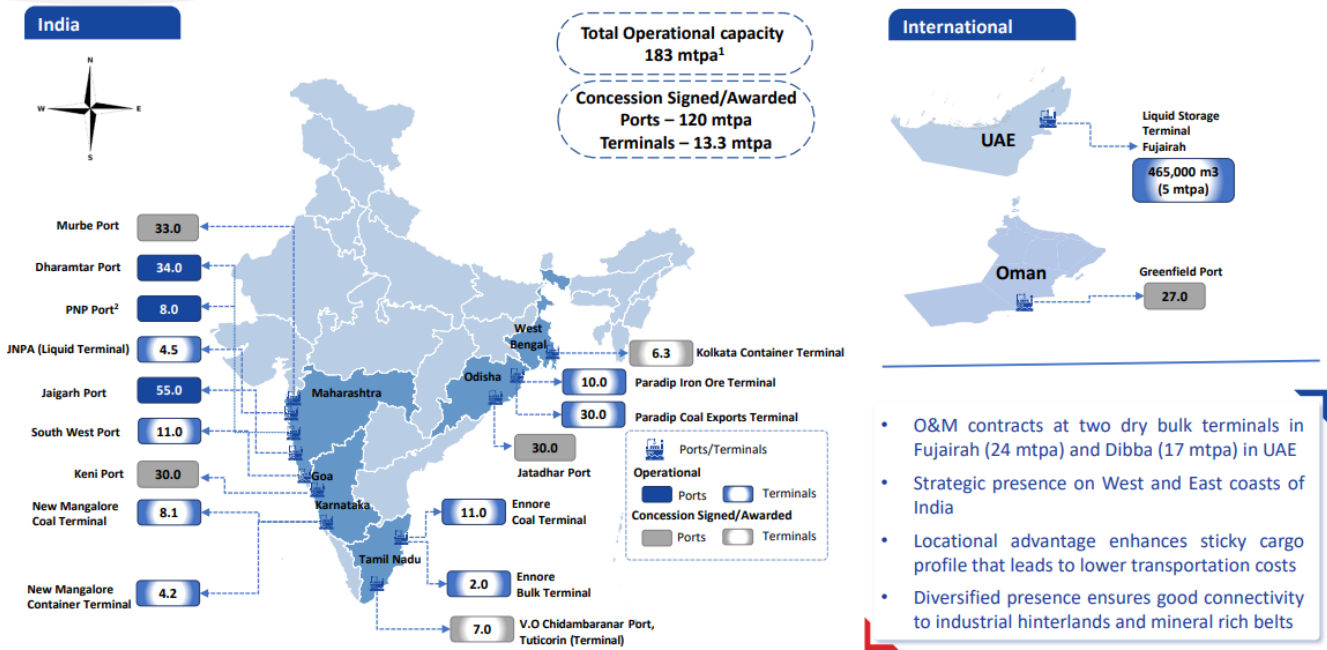
Robust logistics business expansion

- JSWINFRA remains focused on scaling its logistics business, leveraging synergies from the Navkar acquisition. It aims to build a pan-India multimodal network, targeting INR28b in revenue with a 25% EBITDA margin by FY28.
- In 4QFY26, the logistics segment recorded revenue of INR2.3b, supported by an improved EBITDA margin of ~28%. Navkar reported a strong operational performance, with EXIM volumes rising 14% YoY to 86,000 TEUs and domestic cargo volumes increasing 56% YoY to 0.43m tons.
- In Dec'25, JSWINFRA announced the acquisition of JSW Rail Infra Logistics, JSW Minerals Rail Logistics, and JSW (South) Rail Logistics from JSW Shipping & Logistics (promoter entity) at an enterprise value of INR12.1b. The acquired entities are expected to generate EBITDA of INR1.5b in FY27. Rail fleet will expand from 25 rakes to 45 rakes by FY27 after the acquisition, targeting 110 rakes by FY30. The transaction is expected to be completed by 4QFY26.
- In FY26, the logistics business contributed INR7.1b in revenue and ~INR1.4b in EBITDA, driven by improved operations at Navkar and increased traction from recently added assets.
- JSWINFRA has outlined an INR90b capex plan by FY30 for its ports logistics business, targeting INR80b in revenue and INR20b in EBITDA, with an EBITDA margin of 25%. Management expects group volumes to contribute 35-40% of total logistics segment revenue by FY30.

Valuation and view

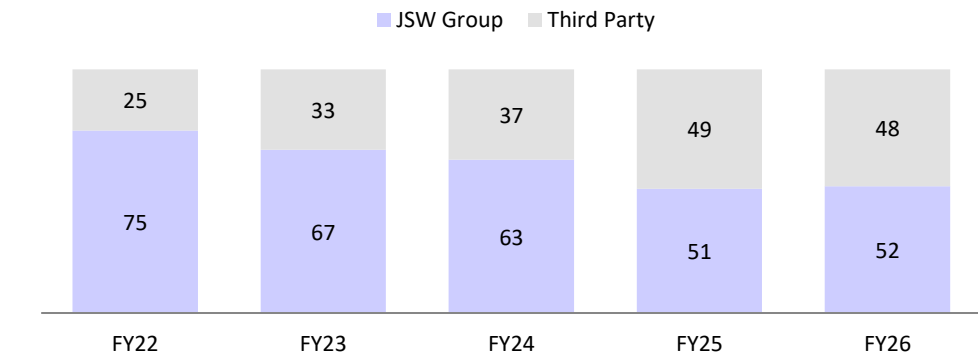
- In FY26, cargo volume growth remained modest at ~4%, affected by the West Asia crisis and subdued volume in the Paradip iron ore terminal. Nevertheless, JSWINFRA's long-term vision includes expanding its port capacity to 400mtpa by FY30 and developing a logistics platform, aimed at generating INR80b in revenue and a 25% EBITDA margin. Backed by aggressive yet disciplined capex, customer diversification, and multimodal infrastructure expansion, JSWINFRA remains well-positioned for structural growth across India's maritime and logistics value chain.
- We expect JSWINFRA to strengthen its market dominance, leading to a 19% volume CAGR over FY26-28. This, along with a sharp rise in logistics revenue, is expected to drive a 39% CAGR in revenue and a 34% CAGR in EBITDA over the same period. **We reiterate our BUY rating on the stock with a TP of INR360 (based on 17x FY28E EV/EBITDA).**

Exhibit 1: JSWINFRA – strategically located assets



Source: Company, MOFSL

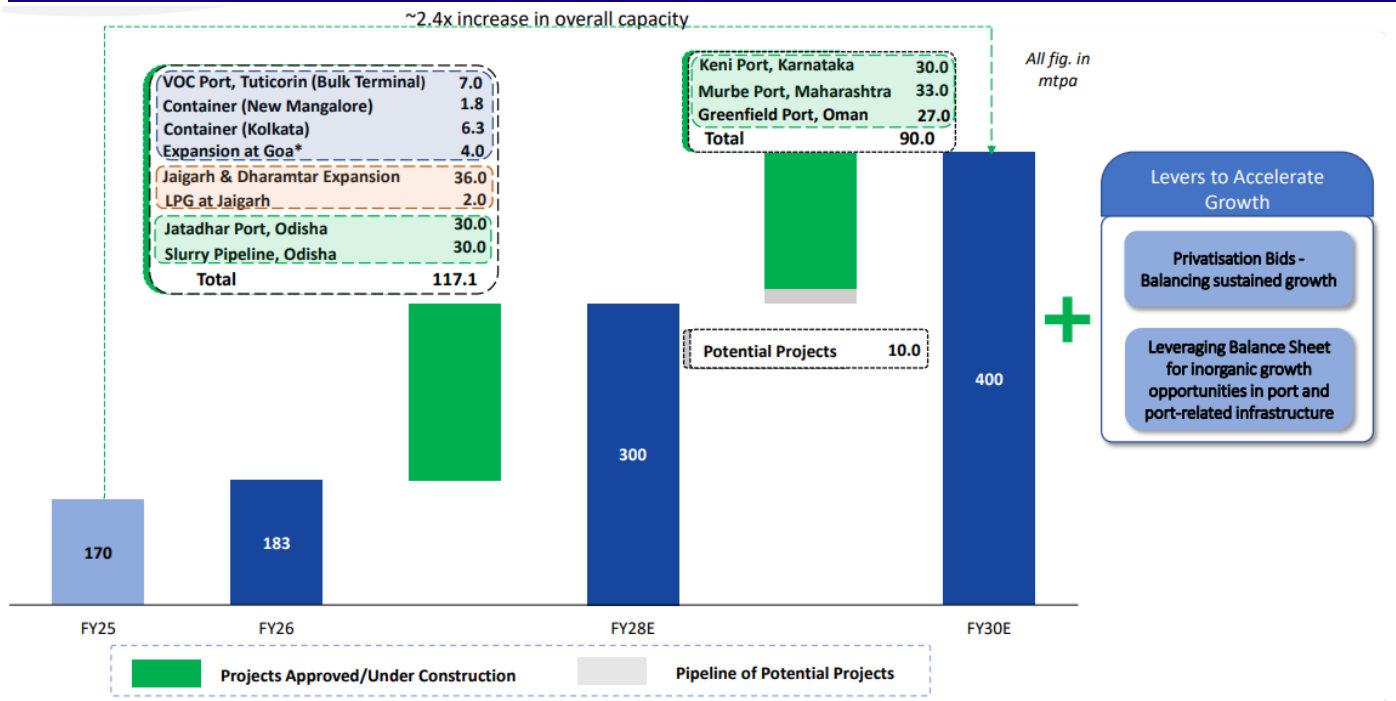
Exhibit 2: Revenue share (%) – customer mix



Source: Company, MOFSL

Capex guidance to enhance capacity by ~2.3x by 2030

Exhibit 3: Expansion strategy to enhance capacity to 400mmt by 2030

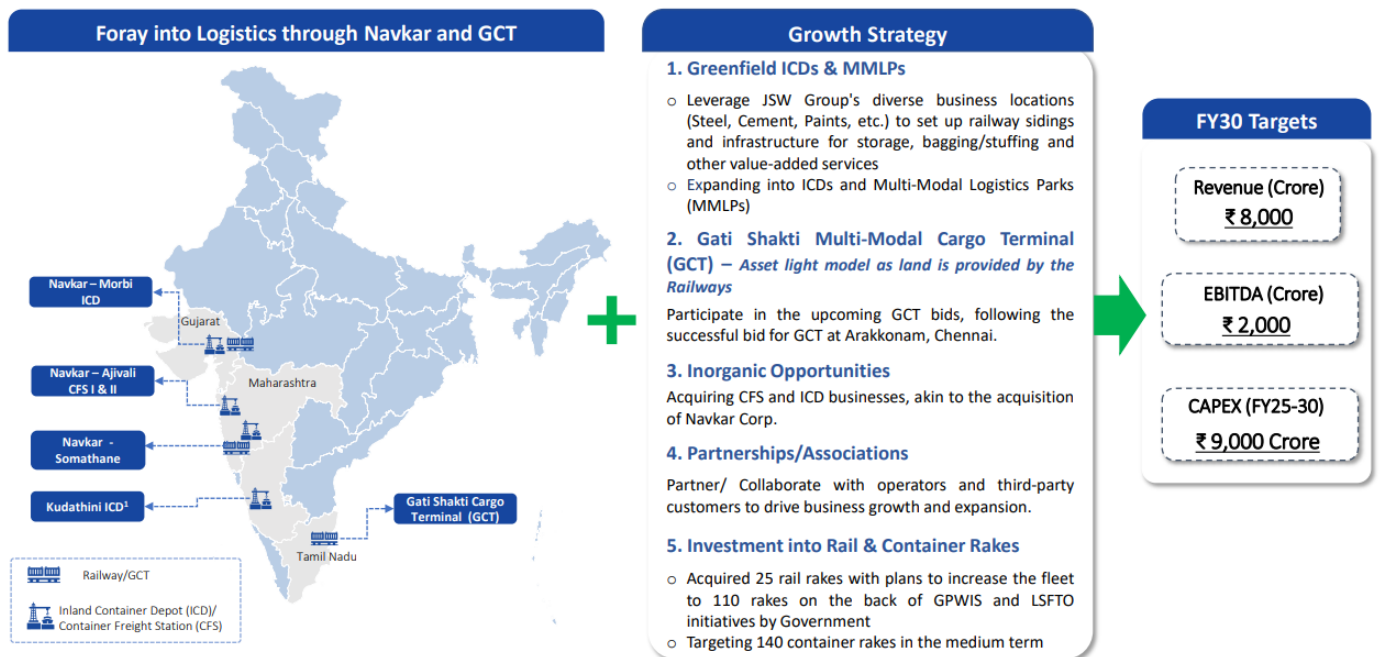


Source: Company, MOFSL

- JSWINFRA is incurring massive capex of INR160b to notably expand its total cargo handling capacity from 183mtpa currently to 400mtpa by FY30, banking on the rise of India’s cargo movement.

Capex roadmap for developing logistics business

Exhibit 4: 2030 roadmap for the logistics segment



Source: Company, MOFSL

In addition to port expansion, JSWINFRA is actively expanding its presence in the logistics business. The company has earmarked INR90b for the development of logistics infrastructure by FY30. This investment is expected to generate revenue of INR80b and EBITDA of INR20b.

Story in charts

Exhibit 5: Volume CAGR of 19% expected over FY26-28 (MMT)

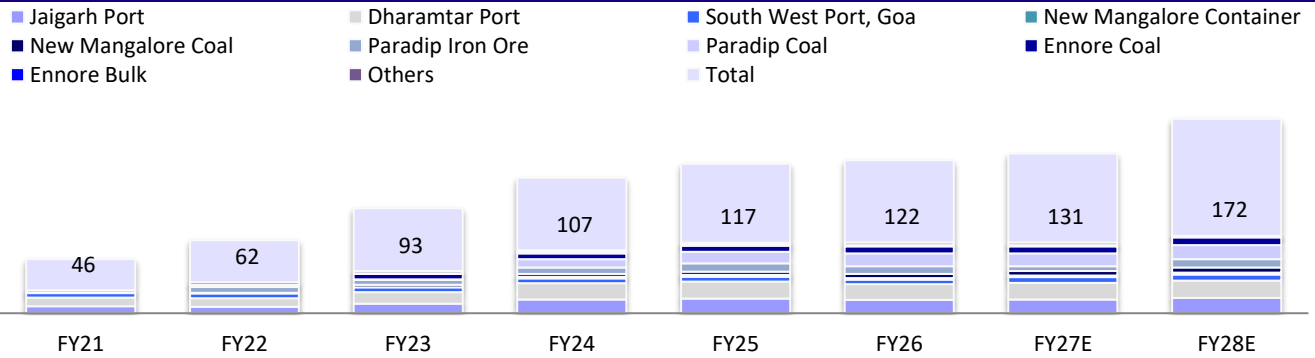


Exhibit 6: Revenue growth to remain strong

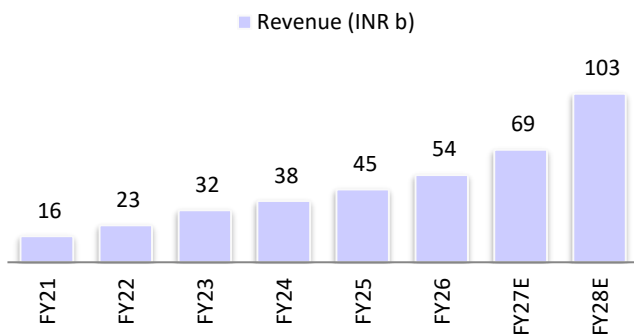


Exhibit 7: Margin to expand with higher volumes

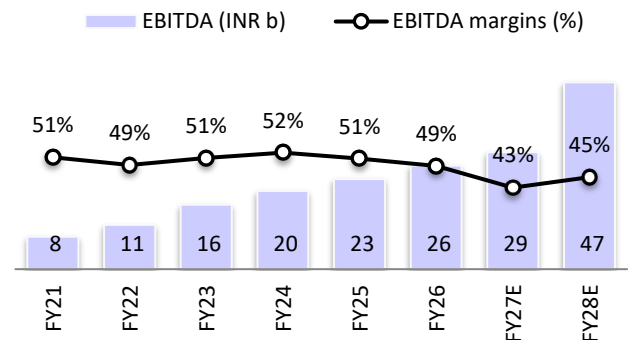


Exhibit 8: Strong operating performance to drive PAT

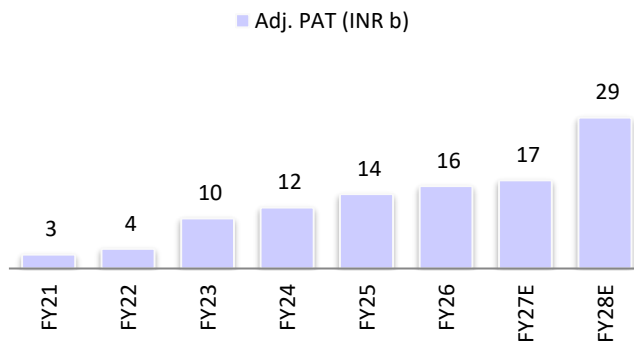


Exhibit 9: Return ratios to remain stable

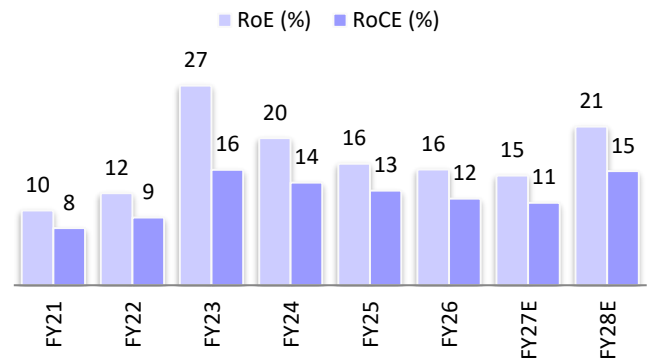


Exhibit 10: CFO and FCF generation to pick up

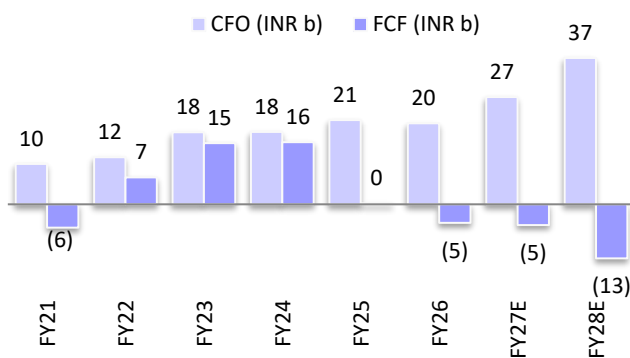
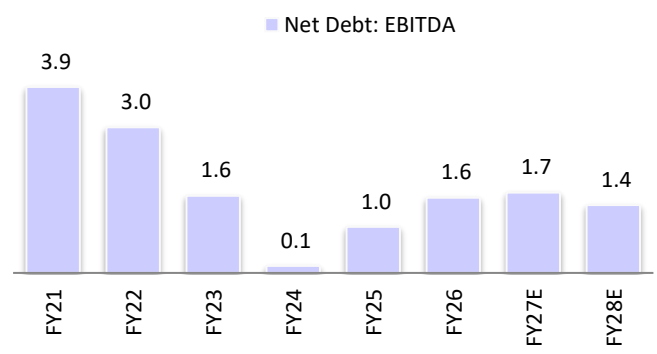


Exhibit 11: Net debt/EBITDA to improve further



Source: Company, MOFSL

Source: Company, MOFSL

Financials and valuation

Consolidated Income Statement

Y/E March (INR m)	FY22	FY23	FY24	FY25	FY26	FY27E	FY28E
Net Sales	22,731	31,947	37,629	44,761	53,614	69,103	1,03,350
Change in Net Sales (%)	41.7	40.5	17.8	19.0	19.8	28.9	49.6
Total Expenses	11,636	15,746	17,983	22,140	27,577	39,711	56,406
EBITDA	11,094	16,202	19,646	22,622	26,037	29,392	46,944
Margin (%)	48.8	50.7	52.2	50.5	48.6	42.5	45.4
Deprn. & Amortization	3,695	3,912	4,365	5,466	6,141	6,548	8,464
EBIT	7,399	12,290	15,281	17,156	19,896	22,844	38,479
Net Interest	3,480	2,819	2,892	3,401	3,566	4,767	5,414
Other income	1,057	1,781	2,694	3,530	3,460	3,632	3,887
PBT	4,976	11,252	15,083	17,285	19,790	21,709	36,952
EO expense	716	3,142	433	-744	1,062	0	0
PBT after EO	4,260	8,110	14,650	18,028	18,728	21,709	36,952
Tax	955	615	3,043	2,814	3,259	4,342	7,390
Rate (%)	22.4	7.6	20.8	15.6	17.4	20.0	20.0
PAT before JV, MI	3,304	7,495	11,607	15,215	15,469	17,368	29,561
Share of loss from JV, MI	-25	-97	-48	-184	-236	-236	-236
Reported PAT	3,279	7,398	11,559	15,031	15,233	17,132	29,326
Adjusted PAT	3,817	9,755	11,884	14,471	16,029	17,132	29,326
Change (%)	39.7	155.6	21.8	21.8	10.8	6.9	71.2
Margin (%)	16.8	30.5	31.6	32.3	29.9	24.8	28.4

Source: MOFSL, Company

Consolidated Balance Sheet

Y/E March (INR m)	FY22	FY23	FY24	FY25	FY26	FY27E	FY28E
Share Capital	599	3,596	4,103	4,147	4,170	4,170	4,170
Reserves	32,122	36,350	76,161	92,822	1,04,605	1,19,651	1,46,891
Net Worth	32,721	39,946	80,264	96,969	1,08,775	1,23,821	1,51,062
Minority Interest	1,998	942	2,047	7,919	8,152	8,388	8,624
Total Loans	44,087	42,437	43,807	46,588	64,099	72,099	82,599
Deferred Tax Liability	-969	-2,121	-1,916	-3,375	-3,803	-3,803	-3,803
Capital Employed	77,837	81,205	1,24,201	1,48,101	1,77,223	2,00,505	2,38,481
Gross Block	47,405	48,886	64,231	84,934	96,892	1,28,892	1,78,892
Less: Accum. Deprn.	8,693	10,435	13,103	16,803	22,944	29,491	37,956
Net Fixed Assets	38,712	38,451	51,128	68,132	73,949	99,401	1,40,937
Capital WIP	701	450	1,089	18,586	31,474	31,474	31,474
Investments	2,830	3,070	2,445	3,128	1,218	1,218	1,218
Curr. Assets	48,563	49,029	80,359	74,850	91,707	91,471	90,727
Inventories	854	1,022	1,117	1,338	1,473	1,710	2,274
Account Receivables	6,013	4,024	6,768	8,090	10,580	10,413	15,573
Cash and Bank Balance	10,382	16,316	40,902	24,821	23,177	22,760	16,178
-Cash and cash equivalents	5,288	6,187	7,234	6,113	7,978	7,561	978
-Bank balance	5,094	10,130	33,668	18,708	15,200	15,200	15,200
Loans & advances	2,478	585	74	0	0	0	0
Other current assets	28,834	27,082	31,497	40,601	56,476	56,589	56,702
Curr. Liability & Prov.	12,969	9,796	10,819	16,595	21,125	23,060	25,875
Account Payables	2,748	3,016	3,562	3,494	3,745	5,680	8,494
Provisions	89	79	132	342	556	556	556
Other current liabilities	10,132	6,701	7,125	12,759	16,824	16,824	16,824
Net Curr. Assets	35,594	39,234	69,540	58,255	70,581	68,411	64,852
Appl. of Funds	77,837	81,205	1,24,201	1,48,101	1,77,223	2,00,505	2,38,481

Source: MOFSL, Company

Financials and valuation
Ratios

Y/E March (INR m)	FY22	FY23	FY24	FY25	FY26	FY27E	FY28E
Basic (INR)							
EPS	63.7	5.4	5.8	7.0	7.6	8.2	14.0
EPS Growth	39.7	-91.5	6.8	20.5	9.4	6.9	71.2
Cash EPS	125.3	7.6	7.9	9.6	10.6	11.3	18.0
BV/Share	546.0	22.2	39.1	46.8	51.8	59.0	71.9
Payout (%)	0.0	0.0	0.0	11.5	13.1	12.3	7.2
Dividend yield (%)	0.0	0.0	0.0	0.3	0.4	0.4	0.4
Valuation (x)							
P/E	4.2	49.4	46.3	38.4	35.1	32.9	19.2
Cash P/E	2.1	35.3	33.8	27.9	25.4	23.8	14.9
P/BV	0.5	12.1	6.8	5.7	5.2	4.5	3.7
EV/EBITDA	4.2	31.2	28.0	25.4	23.2	20.8	13.4
Dividend Yield (%)	0.0	0.0	0.0	0.3	0.4	0.4	0.4
Return Ratios (%)							
RoE	12.4	26.8	19.8	16.3	15.6	14.7	21.3
RoCE (post-tax)	9.1	15.5	13.8	12.7	11.7	11.1	15.3
RoIC (post-tax)	10.3	18.1	17.2	16.0	14.7	13.7	18.4
Working Capital Ratios							
Fixed Asset Turnover (x)	0.5	0.7	0.7	0.6	0.7	0.7	0.7
Asset Turnover (x)	0.3	0.4	0.3	0.3	0.3	0.3	0.4
Debtor (Days)	97	46	66	66	72	55	55
Creditors (Days)	44	34	35	28	25	30	30
Inventory (Days)	14	12	11	11	10	9	8
Leverage Ratio (x)							
Current Ratio	3.7	5.0	7.4	4.5	4.3	4.0	3.5
Interest Cover Ratio	2.4	5.0	6.2	6.1	6.6	5.6	7.8
Net Debt/EBITDA	3.0	1.6	0.1	1.0	1.6	1.7	1.4
Net Debt/Equity	1.0	0.7	0.0	0.2	0.4	0.4	0.4

Cash Flow Statement (INR m)

Y/E March (INR m)	FY22	FY23	FY24	FY25	FY26	FY27E	FY28E
OP/(Loss) before Tax	4,260	8,110	14,650	18,028	18,728	21,709	36,952
Depreciation	3,695	3,912	4,365	5,466	6,141	6,548	8,464
Direct Taxes Paid	-1,222	-1,807	-248	-2,736	-3,466	-4,342	-7,390
(Inc)/Dec in WC	1,077	1,952	-1,141	41	-3,204	1,753	-3,023
Other Items	3,953	5,805	406	206	2,015	1,134	1,528
CF from Operations	11,762	17,972	18,032	21,004	20,215	26,803	36,530
(Inc)/Dec in FA	-5,068	-2,690	-2,489	-20,746	-24,884	-32,000	-50,000
Free Cash Flow	6,694	15,282	15,543	258	-4,669	-5,197	-13,470
Acquisitions/Divestment	0	0	0	0	0	0	0
Change in Investments	125	-168	1,182	1,427	2,117	0	0
Others	-3,070	-5,968	-40,739	2,350	2,145	3,632	3,887
CF from Investments	-8,013	-8,826	-42,047	-16,969	-20,622	-28,368	-46,113
Share issue	0	0	28,000	0	0	0	0
Inc/(Dec) in Debt	3,908	-5,054	14	-278	7,892	8,000	10,500
Interest	-3,621	2,727	-2,479	-3,065	-3,270	-4,767	-5,414
Dividend	0	0	0	-1,155	1,680	-2,085	-2,085
Others	-262	-5,921	-496	-716	-4,031	0	0
Cash from financing activity	26	-8,247	25,039	-5,213	2,272	1,148	3,000
Net change in cash & equip.	3,775	899	1,024	-1,178	1,865	-417	-6,583
Opening cash balance	1,514	5,288	6,210	7,290	6,113	7,978	7,561
Change in control of subs.	0	0	0	0	0	0	0
Closing cash balance	5,288	6,187	7,234	6,113	7,978	7,561	978

Investment in securities market are subject to market risks. Read all the related documents carefully before investing.

NOTES

Explanation of Investment Rating	
Investment Rating	Expected return (over 12-month)
BUY	>=15%
SELL	< - 10%
NEUTRAL	< - 10 % to 15%
UNDER REVIEW	Rating may undergo a change
NOT RATED	We have forward looking estimates for the stock but we refrain from assigning recommendation

*In case the recommendation given by the Research Analyst is inconsistent with the investment rating legend for a continuous period of 30 days, the Research Analyst shall be within following 30 days take appropriate measures to make the recommendation consistent with the investment rating legend.

Disclosures

The following Disclosures are being made in compliance with the SEBI Research Analyst Regulations 2014 (herein after referred to as the Regulations).

Motilal Oswal Financial Services Ltd. (MOFSL) is a SEBI Registered Research Analyst having registration no. INH00000412 and BSE enlistment no. 5028. MOFSL, the Research Entity (RE) as defined in the Regulations, is engaged in the business of providing Stock broking services, Depository participant services & distribution of various financial products. MOFSL is a listed public company, the details in respect of which are available on www.motilaloswal.com. MOFSL is registered with the Securities & Exchange Board of India (SEBI) and is a registered Trading Member with National Stock Exchange of India Ltd. (NSE) and Bombay Stock Exchange Limited (BSE), Multi Commodity Exchange of India Limited (MCX) and National Commodity & Derivatives Exchange Limited (NCDEX) for its stock broking activities & is Depository participant with Central Depository Services Limited (CDSL) National Securities Depository Limited (NSDL), NERL, COMRIS and CCRL and is member of Association of Mutual Funds of India (AMFI) for distribution of financial products and Insurance Regulatory & Development Authority of India (IRDA) as Corporate Agent for insurance products and is a member of Association of Portfolio Managers in India (APMI) for distribution of PMS products. Details of associate entities of Motilal Oswal Financial Services Ltd. are available on the website at <http://onlinereports.motilaloswal.com/Dormant/documents/Associate%20Details.pdf>

MOFSL and its associate company(ies), their directors and Research Analyst and their relatives may; (a) from time to time, have a long or short position in, act as principal in, and buy or sell the securities or derivatives thereof of companies mentioned herein. (b) be engaged in any other transaction involving such securities and earn brokerage or other compensation or act as a market maker in the financial instruments of the company(ies) discussed herein or act as an advisor or lender/borrower to such company(ies) or may have any other potential conflict of interests with respect to any recommendation and other related information and opinions.; however the same shall have no bearing whatsoever on the specific recommendations made by the analyst(s), as the recommendations made by the analyst(s) are completely independent of the views of the associates of MOFSL even though there might exist an inherent conflict of interest in some of the stocks mentioned in the research report.

MOFSL and / or its affiliates do and seek to do business including investment banking with companies covered in its research reports. As a result, the recipients of this report should be aware that MOFSL may have a potential conflict of interest that may affect the objectivity of this report. Compensation of Research Analysts is not based on any specific merchant banking, investment banking or brokerage service transactions. Details of pending Enquiry Proceedings of Motilal Oswal Financial Services Limited are available on the website at <https://galaxy.motilaloswal.com/ResearchAnalyst/PublishViewLitigation.aspx>. As per Regulatory requirements, Research Audit Report is uploaded on www.motilaloswal.com > MOFSL-Important Links > MOFSL Research Analyst Compliance Audit Report.

A graph of daily closing prices of securities is available at www.nseindia.com, www.bseindia.com. Research Analyst views on Subject Company may vary based on Fundamental research and Technical Research. Proprietary trading desk of MOFSL or its associates maintains arm's length distance with Research Team as all the activities are segregated from MOFSL research activity and therefore it can have an independent view with regards to Subject Company for which Research Team have expressed their views.

Regional Disclosures (outside India)

This report is not directed or intended for distribution to or use by any person or entity resident in a state, country or any jurisdiction, where such distribution, publication, availability or use would be contrary to law, regulation or which would subject MOFSL & its group companies to registration or licensing requirements within such jurisdictions.

For Hong Kong:

This report is distributed in Hong Kong by Motilal Oswal capital Markets (Hong Kong) Private Limited, a licensed corporation (CE AYY-301) licensed and regulated by the Hong Kong Securities and Futures Commission (SFC) pursuant to the Securities and Futures Ordinance (Chapter 571 of the Laws of Hong Kong) "SFO". As per SEBI (Research Analyst Regulations) 2014 Motilal Oswal Securities (SEBI Reg. No. INH00000412) has an agreement with Motilal Oswal capital Markets (Hong Kong) Private Limited for distribution of research report in Hong Kong. This report is intended for distribution only to "Professional Investors" as defined in Part I of Schedule 1 to SFO. Any investment or investment activity to which this document relates is only available to professional investor and will be engaged only with professional investors." Nothing here is an offer or solicitation of these securities, products and services in any jurisdiction where their offer or sale is not qualified or exempt from registration. The Indian Analyst(s) who compile this report is/are not located in Hong Kong & are not conducting Research Analysis in Hong Kong.

For U.S.

Motilal Oswal Financial Services Limited (MOFSL) is not a registered broker - dealer under the U.S. Securities Exchange Act of 1934, as amended (the "1934 act") and under applicable state laws in the United States. In addition MOFSL is not a registered investment adviser under the U.S. Investment Advisers Act of 1940, as amended (the "Advisers Act" and together with the 1934 Act, the "Acts"), and under applicable state laws in the United States. Accordingly, in the absence of specific exemption under the Acts, any brokerage and investment services provided by MOFSL, including the products and services described herein are not available to or intended for U.S. persons. This report is intended for distribution only to "Major Institutional Investors" as defined by Rule 15a-6(b)(4) of the Exchange Act and interpretations thereof by SEC (henceforth referred to as "major institutional investors"). This document must not be acted on or relied on by persons who are not major institutional investors. Any investment or investment activity to which this document relates is only available to major institutional investors and will be engaged in only with major institutional investors. In reliance on the exemption from registration provided by Rule 15a-6 of the U.S. Securities Exchange Act of 1934, as amended (the "Exchange Act") and interpretations thereof by the U.S. Securities and Exchange Commission ("SEC") in order to conduct business with Institutional Investors based in the U.S., MOFSL has entered into a chaperoning agreement with a U.S. registered broker-dealer, Motilal Oswal Securities International Private Limited. ("MOSIPL"). Any business interaction pursuant to this report will have to be executed within the provisions of this chaperoning agreement.

The Research Analysts contributing to the report may not be registered /qualified as research analyst with FINRA. Such research analyst may not be associated persons of the U.S. registered broker-dealer, MOSIPL, and therefore, may not be subject to NASD rule 2711 and NYSE Rule 472 restrictions on communication with a subject company, public appearances and trading securities held by a research analyst account.

For Singapore

In Singapore, this report is being distributed by Motilal Oswal Capital Markets (Singapore) Pte. Ltd. ("MOCMSPL") (UEN 201129401Z), which is a holder of a capital markets services license and an exempt financial adviser in Singapore. This report is distributed solely to persons who (a) qualify as "institutional investors" as defined in section 4A(1)(c) of the Securities and Futures Act of Singapore ("SFA") or (b) are considered "accredited investors" as defined in section 2(1) of the Financial Advisers Regulations of Singapore read with section 4A(1)(a) of the SFA. Accordingly, if a recipient is neither an "institutional investor" nor an "accredited investor", they must immediately discontinue any use of this Report and inform MOCMSPL.

In respect of any matter arising from or in connection with the research you could contact the following representatives of MOCMSPL. In case of grievances for any of the services rendered by MOCMSPL write to grievances@motilaloswal.com.

Nainesh Rajani

Email: nainesh.rajani@motilaloswal.com

Contact: (+65) 8328 0276

Specific Disclosures

- Research Analyst and/or his/her relatives do not have a financial interest in the subject company(ies), as they do not have equity holdings in the subject company(ies). MOFSL has financial interest in the subject company(ies) at the end of the week immediately preceding the date of publication of the Research Report: Yes.
Nature of Financial interest is holding equity shares or derivatives of the subject company
- Research Analyst and/or his/her relatives do not have actual/beneficial ownership of 1% or more securities in the subject company(ies) at the end of the month immediately preceding the date of publication of Research Report.
MOFSL has actual/beneficial ownership of 1% or more securities of the subject company(ies) at the end of the month immediately preceding the date of publication of Research Report: No
- Research Analyst and/or his/her relatives have not received compensation/other benefits from the subject company(ies) in the past 12 months.
MOFSL may have received compensation from the subject company(ies) in the past 12 months.
- Research Analyst and/or his/her relatives do not have material conflict of interest in the subject company at the time of publication of research report.
MOFSL does not have material conflict of interest in the subject company at the time of publication of research report.
- Research Analyst has not served as an officer, director or employee of subject company(ies).
- MOFSL has not acted as a manager or co-manager of public offering of securities of the subject company in past 12 months.
- MOFSL has not received compensation for investment banking /merchant banking/brokerage services from the subject company(ies) in the past 12 months.
- MOFSL may have received any compensation for products or services other than investment banking or merchant banking or brokerage services from the subject company(ies) in the past 12 months.
- MOFSL may have received compensation or other benefits from the subject company(ies) or third party in connection with the research report.
- MOFSL has not engaged in market making activity for the subject company.

The associates of MOFSL may have:

- financial interest in the subject company
 - actual/beneficial ownership of 1% or more securities in the subject company at the end of the month immediately preceding the date of publication of the Research Report or date of the public appearance.
 - received compensation/other benefits from the subject company in the past 12 months
 - any other potential conflict of interests with respect to any recommendation and other related information and opinions.; however the same shall have no bearing whatsoever on the specific recommendations made by the analyst(s), as the recommendations made by the analyst(s) are completely independent of the views of the associates of MOFSL even though there might exist an inherent conflict of interest in some of the stocks mentioned in the research report.
 - acted as a manager or co-manager of public offering of securities of the subject company in past 12 months
 - be engaged in any other transaction involving such securities and earn brokerage or other compensation or act as a market maker in the financial instruments of the company(ies) discussed herein or act as an advisor or lender/borrower to such company(ies)
 - received compensation from the subject company in the past 12 months for investment banking / merchant banking / brokerage services or from other than said services.
 - Served subject company as its clients during twelve months preceding the date of distribution of the research report.
- The associates of MOFSL has not received any compensation or other benefits from third party in connection with the research report
 Above disclosures include beneficial holdings lying in demat account of MOFSL which are opened for proprietary investments only. While calculating beneficial holdings, It does not consider demat accounts which are opened in name of MOFSL for other purposes (i.e holding client securities, collaterals, error trades etc.). MOFSL also earns DP income from clients which are not considered in above disclosures.

Analyst Certification

The views expressed in this research report accurately reflect the personal views of the analyst(s) about the subject securities or issues, and no part of the compensation of the research analyst(s) was, is, or will be directly or indirectly related to the specific recommendations and views expressed by research analyst(s) in this report.

Terms & Conditions:

This report has been prepared by MOFSL and is meant for sole use by the recipient and not for circulation. The report and information contained herein is strictly confidential and may not be altered in any way, transmitted to, copied or distributed, in part or in whole, to any other person or to the media or reproduced in any form, without prior written consent of MOFSL. The report is based on the facts, figures and information that are considered true, correct, reliable and accurate. The intent of this report is not recommendatory in nature. The information is obtained from publicly available media or other sources believed to be reliable. Such information has not been independently verified and no guaranty, representation of warranty, express or implied, is made as to its accuracy, completeness or correctness. All such information and opinions are subject to change without notice. The report is prepared solely for informational purpose and does not constitute an offer document or solicitation of offer to buy or sell or subscribe for securities or other financial instruments for the clients. Though disseminated to all the customers simultaneously, not all customers may receive this report at the same time. MOFSL will not treat recipients as customers by virtue of their receiving this report.

Disclaimer:

The report and information contained herein is strictly confidential and meant solely for the selected recipient and may not be altered in any way, transmitted to, copied or distributed, in part or in whole, to any other person or to the media or reproduced in any form, without prior written consent. This report and information herein is solely for informational purpose and may not be used or considered as an offer document or solicitation of offer to buy or sell or subscribe for securities or other financial instruments. Nothing in this report constitutes investment, legal, accounting and tax advice or a representation that any investment or strategy is suitable or appropriate to your specific circumstances. The securities discussed and opinions expressed in this report may not be suitable for all investors, who must make their own investment decisions, based on their own investment objectives, financial positions and needs of specific recipient. This may not be taken in substitution for the exercise of independent judgment by any recipient. Each recipient of this document should make such investigations as it deems necessary to arrive at an independent evaluation of an investment in the securities of companies referred to in this document (including the merits and risks involved), and should consult its own advisors to determine the merits and risks of such an investment. The investment discussed or views expressed may not be suitable for all investors. Certain transactions -including those involving futures, options, another derivative products as well as non-investment grade securities - involve substantial risk and are not suitable for all investors. No representation or warranty, express or implied, is made as to the accuracy, completeness or fairness of the information and opinions contained in this document. The Disclosures of Interest Statement incorporated in this document is provided solely to enhance the transparency and should not be treated as endorsement of the views expressed in the report. This information is subject to change without any prior notice. The Company reserves the right to make modifications and alternations to this statement as may be required from time to time without any prior approval. MOFSL, its associates, their directors and the employees may from time to time, effect or have effected an own account transaction in, or deal as principal or agent in or for the securities mentioned in this document. They may perform or seek to perform investment banking or other services for, or solicit investment banking or other business from, any company referred to in this report. Each of these entities functions as a separate, distinct and independent of each other. The recipient should take this into account before interpreting the document. This report has been prepared on the basis of information that is already available in publicly accessible media or developed through analysis of MOFSL. The views expressed are those of the analyst, and the Company may or may not subscribe to all the views expressed therein. This document is being supplied to you solely for your information and may not be reproduced, redistributed or passed on, directly or indirectly, to any other person or published, copied, in whole or in part, for any purpose. This report is not directed or intended for distribution to, or use by, any person or entity who is a citizen or resident of or located in any locality, state, country or other jurisdiction, where such distribution, publication, availability or use would be contrary to law, regulation or which would subject MOFSL to any registration or licensing requirement within such jurisdiction. The securities described herein may or may not be eligible for sale in all jurisdictions or to certain category of investors. Persons in whose possession this document may come are required to inform themselves of and to observe such restriction. Neither the Firm, nor its directors, employees, agents or representatives shall be liable for any damages whether direct or indirect, incidental, special or consequential including lost revenue or lost profits that may arise from or in connection with the use of the information. The person accessing this information specifically agrees to exempt MOFSL or any of its affiliates or employees from, any and all responsibility/liability arising from such misuse and agrees not to hold MOFSL or any of its affiliates or employees responsible for any such misuse and further agrees to hold MOFSL or any of its affiliates or employees free and harmless from all losses, costs, damages, expenses that may be suffered by the person accessing this information due to any errors and delays.

This report is meant for the clients of Motilal Oswal only.

Investment in securities market are subject to market risks. Read all the related documents carefully before investing.

Registration granted by SEBI, enlistment as RA with Exchange and certification from NISM in no way guarantee performance of the intermediary or provide any assurance of returns to investors

Registered Office Address: Motilal Oswal Tower, Rahimtullah Sayani Road, Opposite Parel ST Depot, Prabhadevi, Mumbai-400025; Tel No.: 022 - 71934200 / 71934263; www.motilaloswal.com. Correspondence Address: Palm Spring Centre, 2nd Floor, Palm Court Complex, New Link Road, Malad (West), Mumbai- 400 064. Tel No: 022 71881000. Details of Compliance Officer: Neeraj Agarwal, Email Id: na@motilaloswal.com, Contact No.:022-40548085.

Grievance Redressal Cell:

Contact Person	Contact No.	Email ID
Ms. Hemangi Date	022 40548000 / 022 67490600	query@motilaloswal.com
Ms. Kumud Upadhyay	022 40548082	servicehead@motilaloswal.com
Mr. Ajay Menon	022 40548083	am@motilaloswal.com
Mr. Neeraj Agarwal	022 40548085	na@motilaloswal.com
Mr. Siddhartha Khemka	022 50362452	po.research@motilaloswal.com

Registration details of group entities.: Motilal Oswal Financial Services Ltd. (MOFSL): INZ000158836 (BSE/NSE/MCX/NCDX); CDSL and NSDL: IN-DP-16-2015; Research Analyst: INH000000412, BSE enlistment no. 5028, AMFI registered Mutual Fund Distributor and SIF Distributor: ARN : 146822. IRDA Corporate Agent – CA0579, APMI: APRN00233. Motilal Oswal Financial Services Ltd. is a distributor of Mutual Funds, PMS, Fixed Deposit, Insurance, Bond, NCDs and IPO products.

Customer having any query/feedback/ clarification may write to query@motilaloswal.com. In case of grievances for any of the services rendered by Motilal Oswal Financial Services Limited (MOFSL) write to grievances@motilaloswal.com, for DP to dpgrievances@motilaloswal.com.