

Investment Product Guide

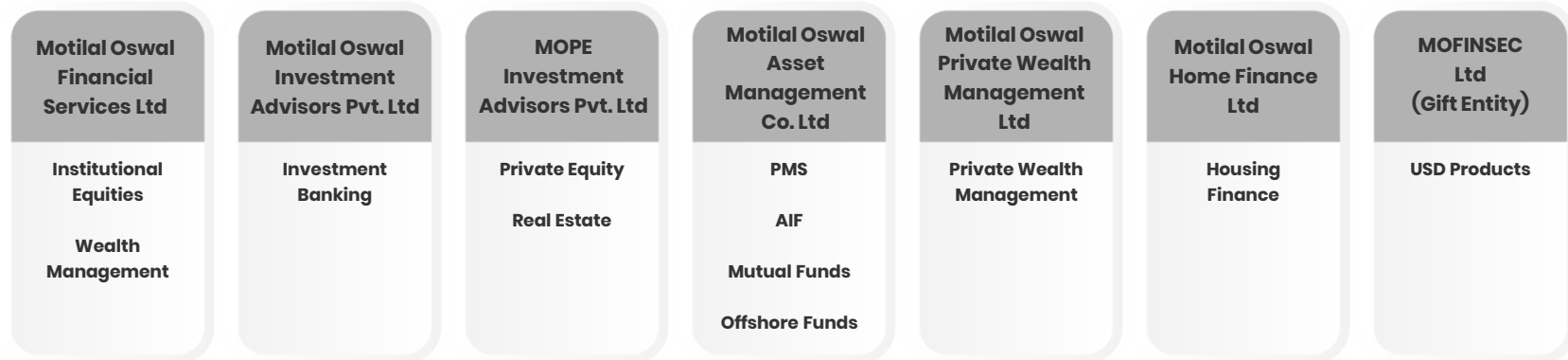
June 2026 | Issue 121



Know Us – Motilal Oswal Group

- ✓ **Comprehensive range** of global financial products and services
- ✓ **Experience across clients** including institutions, HNWI and retail
- ✓ **Extensive presence** in 450+ cities with 2500+ business locations
- ✓ **Strong client base** with over 1.4 crore+ registered customers
- ✓ **Industry leaders** for over 35+ years
- ✓ **One platform** for all investments solutions

Motilal Oswal Financial Services Ltd



Our Journey to 1 crore+ customers

Broking

Integrated Financial Services

1987-95

1996-2005

2006-2007

2010

2014

Institutional Equities

Retail Broking

Institutional Equities

Retail Broking

PMS

Distribution, MF, IPO
Insurance

Wealth Management

Lending (LAS)

Private Equity

Investment Banking

PMS

Distribution, MF, IPO
Insurance

Institutional Equities

Retail Broking

Mutual Fund

Wealth Management

Lending (LAS)

Private Equity

Investment Banking

PMS

Distribution, MF, IPO
Insurance

Institutional Equities

Retail Broking

Housing Finance

Mutual Fund

Wealth Management

Lending (LAS)

Private Equity

Investment Banking

PMS

Distribution, MF, IPO
Insurance

Institutional Equities

Retail Broking


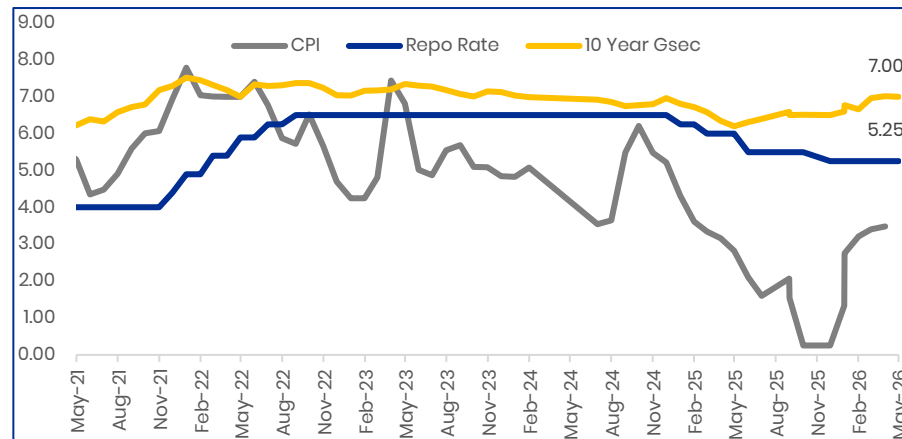
What You Get with Us

- ✓ **Asset Class Expertise:** In-depth perspectives on Equities, Debt, and Commodity
- ✓ **Portfolio Alignment:** Comprehensive portfolio monitoring, review, & restructuring that aligns with your financial goals and our views
- ✓ **Diverse Investment Solutions:** Tailored solutions encompassing Mutual Funds, PMS, AIF, Insurance, Fixed Income, Equities, and Unlisted Shares
- ✓ **Award-Winning Research Access:** Leverage the same research that is trusted by Mutual Funds and renowned institutions
- ✓ **Extensive Coverage:** Reach across 98% of India's pin codes, ensuring widespread accessibility and support
- ✓ **Seamless Digital Experience:** Access all your investments on a single platform

Market Snapshot

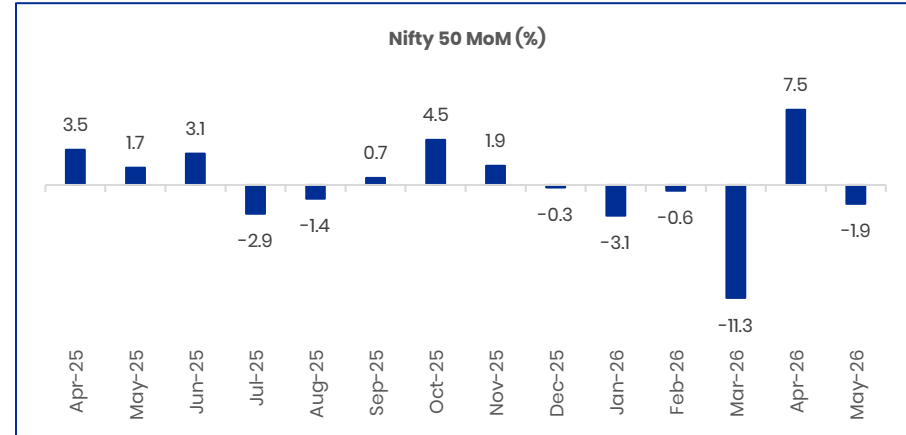
Snapshot : Economy

- **Fiscal Deficit:** Finance Minister Nirmala Sitharaman aims to bring **India's fiscal deficit below 4.3% of GDP by FY27**. The government has maintained its **fiscal deficit at 4.4% of GDP in FY26 Revised Estimate (RE)**, from the budget estimate (BE) 4.4% of GDP. Larger proportional increase in capital expenditure signifies the government's continued focus on improving the quality of public expenditure., which is increased to INR 12.2 tn from INR 11.0 tn.
- **Rate Cut:** RBI keeps **repo rate unchanged to 5.25%** in its April meeting. The MPC maintained its neutral stance, flagged West Asia-led risks and, amid supply shocks, adopted a wait-and-watch approach, while remaining vigilant and closely monitoring incoming information and assessing the balance of risks.
- **Inflation:** India's retail inflation **increased up to 3.48%** in April, compared to 3.41% in March. Higher prices for food, along with elevated energy costs partly driven by geopolitical tensions in West Asia, continued to exert pressure on inflation. The current level remains within the RBI's tolerance band of 2%-4%.
- **GST Collections: Decreased** YoY to about **~INR 1.94 tn** in May 2026. The collections were driven by strong import activity, while domestic consumption grew slower.



Snapshot : Equity Markets

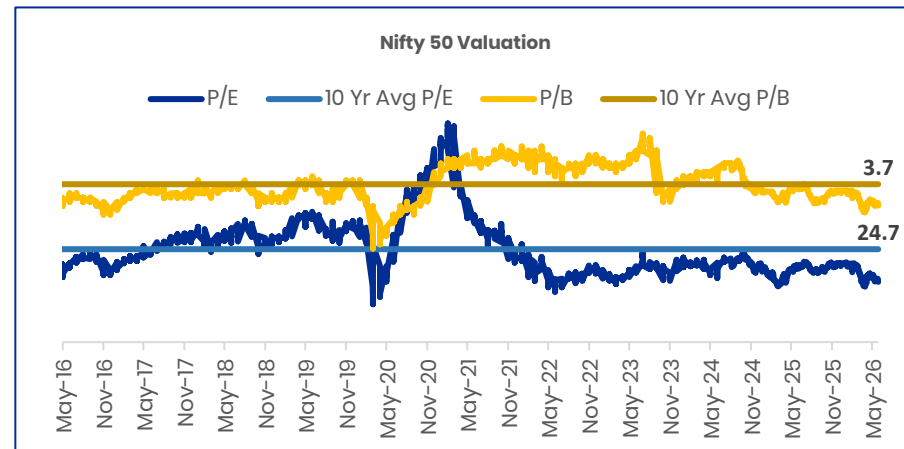
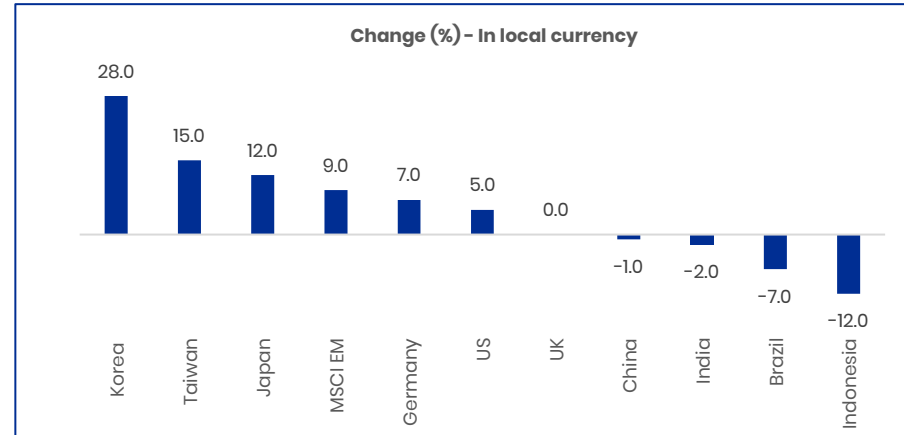
- **Nifty Performance:** The Nifty consolidated (down 1.9% MoM) in May'26 after rebounding smartly in Apr'26 with a 7.5% MoM gain. Over the last 12 months, largecaps have been down 5%, underperforming midcaps and smallcaps, which have been up 7% and 1% respectively.
- **Sector Performance:** Among the sectors, the top gainers were Telecom (+16%), Metals (+5%), Capital Goods (+5%), Healthcare (+5%) and Power (+3%). PSU Banks (-4%), Consumer (-3%), Media (-3%), Real Estate (-1%) and Technology (-1%) were the laggards MoM.
- **FII and DII Activity:** FIIs recorded outflows for the third consecutive month in May'26 at USD4.9b. Notably, DII inflows were strong at USD8.7b. FII outflows into Indian equities stand at USD25.9b in CY26YTD. DII inflows into equities continue to be strong at USD41.4b in CY26YTD.



Index	May	MoM (%)	YoY (%)
Sensex	74,775	-2.8	-6.8
Nifty	23,547	-1.9	-3.2
FTSE 100 Index	10,409	0.3	22.5
Dow	51,032	2.8	25.5
Nasdaq	26,972	8.4	54.6
Hang Sang	25,182	-2.3	13.8

Snapshot : Equity Markets

- **India among the laggards in May'26:** Among the key global markets, Korea (+28%), Taiwan (+15%), Japan (+12%), MSCI EM (+9%), the US (+5%), Germany (+3%), and the UK (+0%) ended higher MoM. However, Indonesia (-12%), Brazil (-7%), India (-2%), and China (-1%) ended lower MoM.
- **Nifty's valuation:** With the current move, Nifty-50 trades at a P/E of 20.2x, below its long-period average (LPA) of 24.7x – reflecting a 18.1% discount. In contrast, the 12-month trailing P/B ratio stands at 3.21x, (below its historical average of 3.7x).
- **Our view on Equity Market:** In the near term, the market will remain hostage to volatile developments arising from the West Asian crisis. Higher commodity prices will be the key monitorable, as a prolonged elevated level could affect India's macro parameters and engender a tight monetary policy stance. Our key OW sectors Autos, PSU Banks, Diversified Financials, Manufacturing & Industrials, Consumer Discretionary, and New-age platforms. In contrast, we are UW on Oil & Gas, Private Banks, Metals, Consumer Staples, IT, and Commodities/Utilities.



Our House Views on India Equities

Global equity markets continue to be supported largely by a narrow set of mega-cap tech/AI related companies, while the broader macro environment remains increasingly challenging. US 10-year bond yields have remained elevated, reflecting sticky inflation, large fiscal deficits, and expectations of higher-for-longer interest rates.

A key risk is the prolonged geopolitical conflict in the Middle East which has significantly disrupted crude oil supply chains. A sustained rise in oil and commodity prices would likely reignite global inflation concerns. This could keep global bond yields elevated and strengthen the US dollar, increasing the risk of capital outflows from emerging markets, including India. Higher oil prices could also place pressure on the INR.

Indian markets have significantly underperformed the global peers over the last 12-18 months with FII interest remaining tepid. But beneath the surface - Indian economy continued to remain stable. India remains among the fastest-growing large economies, supported by domestic demand, government capex, services growth, healthier bank/corporate balance sheets, and manageable inflation. We expect this resilience in economy to result in earning momentum going forward.

Nifty 12-month forward P/E at 19.1x is 7% below its 10-year average. Extent of Mid and small-cap equities' premium to their 10-year averages has come down substantially compared to Sep'24. Corporate earnings declared so far are showing good numbers with mid & small cap leading the growth.

Equity Portfolio Allocation Stance: Neutral i.e. 50% allocation to Large Caps/Hybrid, 10% to Global and 40% allocation to Mid and Small Caps

Investment Strategy:

- Lump-sum investments in Hybrid funds at current levels.
- For Pure equity-oriented strategies, a staggered SIP/STP approach over the next 3 months is prudent given elevated valuations and higher volatility. Any sharp correction should be used for aggressive deployment.

Our House Views on India Debt

The West Asia conflict has introduced meaningful upside risks to inflation, with the RBI projecting FY27 CPI at 4.6%, above its 4% target – driven by elevated energy prices and potential weather disruptions.

The MPC unanimously held the repo rate at 5.25% at its April 2026 meeting, maintaining a neutral stance. The rate-cutting cycle is firmly on pause – the MPC's "wait and watch" approach reflects discomfort with the inflation pipeline, even as core inflation remains subdued.

The Indian fixed income market is currently characterized by a "cautious but constructive" outlook. Benchmark yields have recently softened from April highs of ~7.15% to ~7.02% aided by modest oil price relief on US-Iran diplomacy hopes. Sentiment, however, remains fragile – renewed crude spikes or rupee weakness could quickly push yields higher.

The market expectation has decisively shifted from rate cuts to pricing in a "higher-for-longer" regime, with growing bets on eventual policy tightening.

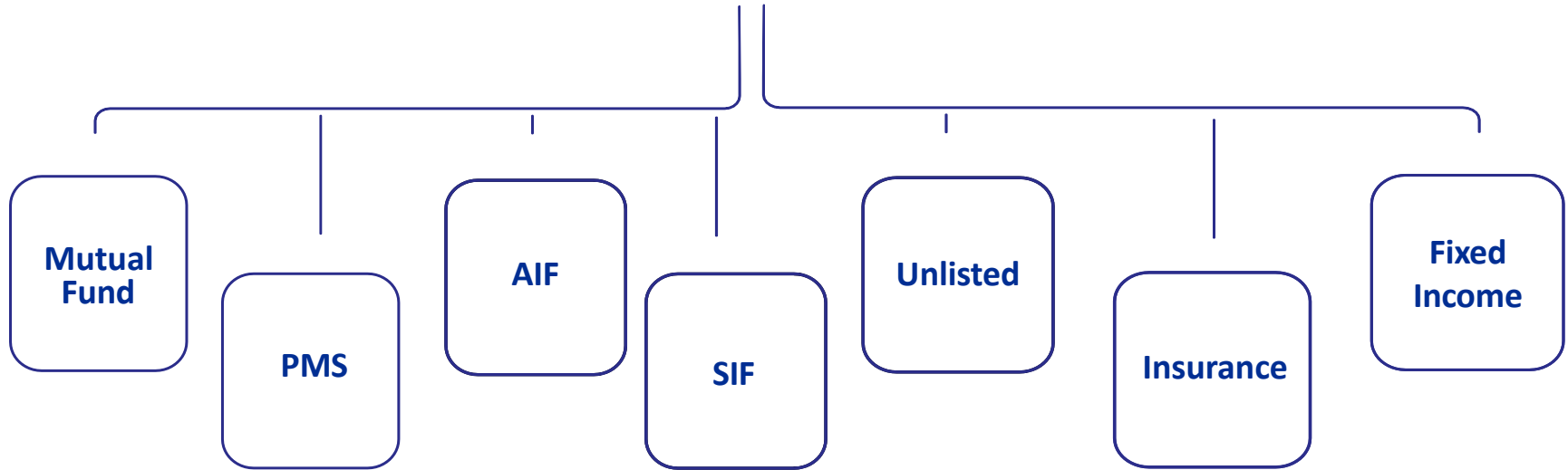
Accrual can be played across the credit spectrum by allocating **55% – 60% of the portfolio** to Performing Credit & Private Credit Strategies, InvITs & Select NCDs for a period of minimum 3-5 years.

Remaining of the portfolio may be invested in relatively liquid fixed income alternative solutions like Arbitrage Funds (minimum 3 months holding period), Hybrid SIF Funds (min 2 yr holding period), Conservative Equity Savings funds (minimum 3 years holding period).

Our House Views on Gold

Gold continues to serve as a safe haven, as during periods of financial stress or geopolitical instability, gold has historically held up better than other assets. **We continue to remain neutral on gold from asset allocation perspective. One may look at deploying on dips and maintain Gold upto 5-10% in the portfolio.**

Take Action on Insights with Investment Solutions



Recommended Mutual Funds : Equity

Scheme	Fund Manager	AUM (Rs cr)	Inception Date	Returns % (>1 Yr is CAGR)				Std dev	Beta	Alpha	Expense Ratio
				1 year	3 years	5 years	Since Inception				
Large Cap Fund											
Aditya Birla SL Large Cap Fund	Harish krishnan	28,970	30-08-2002	-4.0	10.9	10.5	17.8	12.0	1.0	1.2	1.4
HDFC Large Cap Fund	Rahul Bajjal	38,121	11-10-1996	-3.7	10.7	11.4	17.8	14.2	1.1	0.3	1.5
Motilal Oswal Large Cap Fund	Ajay Khandelwal	3,171	06-02-2024	-3.1	--	--	12.1	8.5	0.7	7.9	2.0
Nippon India Large Cap Fund	Sailesh Raj Bhan	51,690	08-08-2007	-2.3	13.4	14.5	12.1	14.5	1.2	3.6	3.5
Average	--	--	--	-3.3	8.8	9.1	15.0	--	--	--	--
NIFTY 50 – TRI	--	--	--	11.6	14.8	14.4	--	9.9	--	--	--
Mid Cap Fund											
Edelweiss Mid Cap Fund	Trideep Bhattacharya	15,911	26-12-2007	6.0	22.8	19.2	13.5	19.8	0.9	3.3	1.8
HDFC Mid Cap Fund	Chirag Setalvad	94,745	25-06-2007	4.9	21.1	19.7	17.1	18.8	0.9	3.4	1.3
Invesco India Midcap Fund	Aditya Khemani	11,767	19-04-2007	6.6	23.7	19.4	16.4	16.7	1.5	8.9	1.5
Motilal Oswal Midcap Fund	Ajay Khandelwal	35,735	24-02-2014	-9.2	16.9	20.9	19.6	26.4	1.1	-0.6	1.6
Average	--	--	--	2.1	21.1	19.8	16.6	--	--	--	--
Nifty Midcap 150 – TRI	--	--	--	8.0	24.7	23.2	--	20.8	--	--	--
Small Cap Fund											
Abakus Small Cap Fund	Sanjay Doshi	817	17-03-2026	--	--	--	12.6	--	--	--	2.4
Bandhan Small Cap Fund	Manish Gunwani	25,346	25-02-2020	4.4	27.7	20.4	28.3	27.0	2.4	4.3	1.4
HDFC Small Cap Fund	Chirag Setalvad	38,168	03-04-2008	-2.3	13.9	16.4	15.3	19.2	1.6	2.4	1.5
HSBC Small Cap Fund	Venugopal Manghat	16,394	12-05-2014	1.9	16.1	18.1	19.0	22.7	0.9	-1.4	1.8
Average	--	--	--	1.0	14.4	13.7	18.8	--	--	--	--
Nifty Smallcap 250 – TRI	--	--	--	-4.5	22.1	22.5	--	26.1	--	--	--

Source: Ace MF | Returns as on 3rd June, 2026

[Click Here](#) to see AUM and Flow Trends in detail
[Click Here](#) to find Mutual Funds options for NRE and NRO

Recommended Mutual Funds : Equity

Scheme	Fund Manager	AUM (Rs cr)	Inception Date	Returns % (>1 Yr is CAGR)				Std dev	Beta	Alpha	Expense Ratio
				1 year	3 years	5 years	Since Inception				
Multi Cap / Large & Mid Cap Fund											
Bandhan Large & Mid Cap Fund	Manish Gunwani	16,672	09-08-2005	4.5	21.0	17.0	13.4	19.6	1.2	1.5	1.4
Kotak Large & Midcap Fund	Harsha Upadhyaya	30,251	09-09-2004	0.8	14.8	13.9	17.5	15.7	1.0	0.3	1.6
Motilal Oswal Large & Midcap Fund	Ajay Khandelwal	16,777	17-10-2019	5.0	23.8	19.4	20.7	19.6	1.2	5.2	1.9
Mirae Asset Multicap Fund	Ankit Jain	4,954	21-08-2023	1.4	--	--	12.8	11.6	0.8	1.9	1.6
Nippon India Multi Cap Fund	Sailesh Raj Bhan	52,634	28-03-2005	-0.6	17.3	19.1	17.3	18.4	1.1	2.6	1.6
Average	--	--	--	1.6	14.0	13.1	17.1	--	--	--	--
NIFTY 200 - TRI	--	--	--	10.4	16.8	15.9	--	13.7	--	--	--
Flexi Cap Fund											
Abakus Flexi Cap Fund	Sanjay Doshi	3,901	29-12-2025	--	--	--	2.9	--	--	--	1.9
Franklin India Flexi Cap Fund	R. Janakiraman	19,049	29-09-1994	-4.8	14.0	13.1	17.2	16.5	1.1	0.2	1.4
HDFC Flexi Cap Fund	Amit Ganatra	1,00,479	01-01-1995	-0.5	17.0	16.8	18.2	14.2	1.0	5.7	1.3
Helios Flexi Cap Fund	Alok Bahl	6,763	13-11-2023	5.4	--	--	15.7	8.6	1.1	3.4	1.8
Parag Parikh Flexi Cap Fund	Rajeev Thakkar	1,40,950	24-05-2013	-0.8	14.5	14.5	17.5	12.9	0.9	5.5	1.1
Average	--	--	--	-0.2	11.4	11.1	17.2	--	--	--	--
NIFTY 500 - TRI	--	--	--	8.6	17.4	16.5	--	14.7	--	--	--
Others											
HDFC Banking & Financial Services Fund	Anand Laddha	4,370	01-07-2021	0.5	12.0	--	11.1	8.3	0.8	4.8	1.9
ICICI Pru India Opp Fund	Sankaran Naren	36,083	15-01-2019	0.9	18.5	18.8	18.6	15.8	1.1	5.6	1.6
Motilal Oswal Consumption Fund	Varun Sharma	1,029	23-10-2025	--	--	--	-5.8	--	--	--	2.3
Motilal Oswal Innovation Opportunities Fund	Atul Mehra	525	18-02-2025	9.1	--	--	22.3	5.0	0.7	6.4	2.6

Source: Ace MF | Returns as on 3rd June, 2026

[Click Here](#) to see AUM and Flow Trends in detail
[Click Here](#) to find Mutual Funds options for NRE and NRO

Recommended Mutual Funds : Hybrid

Scheme	Fund Manager	AUM (Rs cr)	Inception Date	Returns % (>1 Yr is CAGR)				Std dev	Beta	Alpha	Expense Ratio	Asset Category (%)		
				1 year	3 years	5 years	Since Inception					Equity	Debt	Others/Cash
Equity Savings Fund														
ICICI Pru Equity Savings Fund	Dharmesh Kakkad	16,868	05-12-2014	2.4	17.0	7.1	7.4	2.0	0.4	3.1	1.6	69.8	9.8	20.3
Kotak Equity Savings Fund	Devender Singhal	10,032	13-10-2014	4.7	7.0	9.3	8.9	5.5	0.3	6.3	1.7	66.5	15.4	18.1
Arbitrage Fund														
Edelweiss Arbitrage Fund	Bhavesh Jain	14,414	27-06-2014	5.6	8.0	6.0	6.1	0.6	0.8	0.1	3.3	66.1	21.3	12.6
Invesco India Arbitrage Fund	Deepak Gupta	26,370	30-04-2007	5.8	6.0	6.1	6.5	0.6	0.6	0.8	0.9	65.5	84.4	-49.9
Kotak Arbitrage Fund	Hiten Shah	69,951	29-09-2005	5.7	12.0	6.1	6.9	0.7	0.8	0.2	1.0	68.8	7.6	23.6
Motilal Oswal Arbitrage Fund	Vishal Ashar	2,234	23-12-2024	6.1	7.0	0.0	6.2	0.2	0.2	2.2	1.6	71.6	88.9	-60.4
Balanced Advantage Fund														
Axis Balanced Advantage Fund	Jayesh Sundar	3,558	01-08-2017	0.1	11.5	9.6	8.6	9.3	0.9	1.6	1.9	71.1		28.9
Aditya Birla SL Balanced Advantage Fund	Harish Krishnan	9,182	25-04-2000	3.6	11.2	9.5	9.6	6.2	0.7	4.3	1.5	74.5		25.5
ICICI Pru Balanced Advantage Fund	Rajat Chandak	70,551	30-12-2006	3.4	11.2	10.2	10.9	5.7	0.6	3.7	1.4	67.2		32.8
HDFC Balanced Advantage Fund	Gopal Agrawal	1,05,378	11-09-2000	-1.5	14.0	14.5	16.5	14.1	1.3	1.5	1.3	69.7		30.3
Kotak Balanced Advantage Fund	Rohit Tandon	17,184	03-08-2018	0.1	9.1	8.4	9.5	6.4	0.6	1.6	1.7	65.8		34.2
Multi Asset Fund														
ICICI Pru Multi-Asset Fund	Sankaran Naren	83,547	31-10-2002	6.5	16.5	17.0	20.4	8.3	0.6	8.0	1.7	68.5		31.5
DSP Multi Asset Allocation Fund	Aparna Karnik	8,396	27-09-2023	19.3	--	--	19.3	5.9	0.4	12.5	1.2	31.4		68.6
WOC Multi Asset Allocation Fund	Ramesh Mantri	7,118	19-05-2023	11.4	15.4	--	15.5	3.0	0.7	10.7	1.8	27.4		72.6

Recommended Mutual Funds : Debt

Scheme	Fund Manager	Inception Date	Annualized Returns %					Avg Maturity	Mod Dur	Expense Ratio	Gross YTM (%)	Sov & AAA	Below AAA	Call & Cash	Unrated	
			3 Month	6 Month	1 year	3 years	5 years									Since Inception
Overnight Fund (for 1 day)																
Aditya Birla SL Overnight Fund	Kaustubh Gupta	01-11-2018	1.3	2.5	5.2	6.1	5.5	5.1	0.0	0.0	0.2	5.3	2.7	--	97.3	0.0
HDFC Overnight Fund	Swapnil Jangam	06-02-2002	1.3	2.5	5.2	6.1	5.5	5.8	0.0	0.0	0.2	5.3	5.9	--	94.1	0.0
Liquid Fund (for 7 days to 3 months)																
HDFC Liquid Fund	Swapnil Jangam	17-10-2000	1.7	3.1	6.1	6.8	6.0	6.8	0.1	0.1	0.3	6.2	106.4	--	-6.7	0.3
ICICI Pru Liquid Fund	Darshil Dedhia	17-11-2005	1.6	3.1	6.1	6.8	6.0	7.1	0.1	0.1	0.3	6.2	85.1	--	14.7	0.2
Ultra Short Term Fund (for 3 months to 6 months)																
HDFC Ultra Short Term Fund	Anil Bamboli	24-09-2018	1.2	2.5	5.6	6.8	6.0	6.2	0.8	0.4	0.7	7.0	92.3	6.4	1.0	0.3
ICICI Pru Ultra Short Term Fund	Manish Banthia	03-05-2011	1.3	2.7	5.9	6.9	6.1	7.4	0.5	0.5	0.8	7.1	78.2	17.1	4.4	0.3
Active Duration & Credit Strategy																
ICICI Pru All Seasons Bond Fund	Manish Banthia	20-01-2010	0.0	1.3	3.0	6.6	6.1	8.5	13.3	5.9	1.3	8.0	62.0	34.4	3.3	0.3
Income Plus Arbitrage (FOF)																
Axis Income Plus Arbitrage Active FOF	Devang Shah	28-01-2020	0.6	1.8	4.5	7.1	6.2	6.7	0.0	0.0	0.6	--	--	99.8	0.2	--
DSP Income Plus Arbitrage Omni FoF	Kaivalya Nadkarni	21-08-2014	0.3	1.3	3.4	9.0	5.1	6.9	0.0	2.5	0.8	6.4	--	99.4	0.6	--
ICICI Pru Income plus Arbitrage Omni FOF	Manish Banthia	18-12-2003	0.9	2.3	5.3	10.2	9.3	8.7	0.0	0.0	0.3	0.0	--	97.7	2.3	--
Kotak Income Plus Arbitrage Omni FOF	Abhishek Bisen	17-11-2022	0.5	1.7	4.5	7.4	0.0	7.4	2.8	2.0	0.3	7.4	--	99.0	1.0	--

Empaneled* SIF Offerings

Scheme	Launch Date	Strategy	Fund Manager	Benchmark	Exposure %			Absolute Returns %		Link
					Equity exposure	Unhedged Derivatives	Debt	1 Month	Since Inception	
Quant Equity Long-Short Fund	17-Sep-25	Equity	Sandeep Tandon	Nifty 500 TRI	65-100%	0-35%	0-15%	-0.7	1.6	Link
SBI Magnum Hybrid Long Short Fund	01-Oct-25	Hybrid	Gaurav Mehta	Nifty 50 Hybrid Composite Debt 50:50 Index TRI Large & Mid Cap	65-75%	0-25%	25-35%	-0.3	2.1	Link
Quant Hybrid Long-Short Fund	25-Sep-25	Hybrid	Sandeep Tandon	NIFTY 50 Hybrid Composite Debt 50:50 Index	25-75%	0-25%	25-75%	-1.9	3.6	Link
Altiva Hybrid Long-Short Fund	01-Oct-25	Hybrid	Bhavesh Jain	NIFTY 50 Hybrid Composite Debt 50:50 Index	25-75%	0-25%	25-75%	0.4	6.0	Link
Titanium Hybrid Long-Short Fund	24-Nov-25	Hybrid	Suraj Nanda	CRISIL Hybrid 50+50 - Moderate Index (TRI)	65-75%	0-25%	25-35%	-1.7	-2.0	Link
Quant Ex-Top 100 Long Short Fund	24-Oct-25	Equity	Sandeep Tandon	NIFTY 500 TRI	65-100%	0-35%	0-15%	-1.8	-1.3	Link
iSIF Hybrid Long-Short Fund	16-Jan-26	Hybrid	Rajat Chandak	CRISIL Hybrid 50+50 - Moderate Index (TRI)	65-75%	0-25%	25-35%	0.5	-1.0	Link
iSIF Equity Ex-Top 100 Long-Short Fund	16-Jan-26	Equity	Sanskar Naren	NIFTY 500 TRI	65-100%	0-25%	0-35%	-2.8	-2.6	Link

Empaneled* SIF Offerings

Scheme	Launch Date	Strategy	Fund Manager	Benchmark	Exposure %			Absolute Returns %		Link
					Equity exposure	Unhedged Derivatives	Debt	1 Month	Since Inception	
DynaSIF Equity Long - Short Fund	06-Feb-26	Equity	Harsh Agarwal	BSE 500 TRI	80-100%	0-25%	0-20%	-3.4	0.8	Link
ApexSIF Hybrid Long-Short Fund	06-Mar-26	Hybrid	Lovelish Solanki	NIFTY 50 Hybrid Composite Debt 50:50 Index	35-65%	-0-25%	35-65%	-0.1	0.7	Link
ArudhaSIF Hybrid Long-Short Fund	05-Mar-26	Hybrid	Kapil Kankonkar	CRISIL Hybrid 85+15 - Conservative Index	35-65%	--	35-65%	0.6	2	Link
Arudha Equity Long-Short Fund	05-Mar-26	Equity	Nilesh Saha	NIFTY 500 - TRI	80-100%	0-25%	0-20%	-2.7	-0.2	Link
Diviniti Equity Long Short Fund	10-Nov-25	Equity	Vasav Sahgal	NIFTY 50 - TRI	80-100%	0-25%	0-20%	-3.9	-9.4	Link
DynaSIF Active Asset Allocator Long-Short Fund	06-Mar-26	Hybrid	Harsh Agarwal	25% BSE SENSEX TRI + 60% CRISIL Short Term Bond Fund Index + 15% iCOMDEX Composite Index	20-50%	0-25%	20-65%	-1.0	1.0	Link
Qsif Active Asset Allocator Long-Short Fund	02-Apr-26	Hybrid	Sandeep Tandon	CRISIL Short Term Bond Index	35-65%	0-65%	0-15%	0.6	1.5	Link

PMS Offerings

Scheme	Fund Manager	Launch Date	MCap	Top 5 Stocks (%)	Top 5 Sectors (%)	AUM (Rs cr)	Returns % (>1 Yr is CAGR)				
							1 Year	3 Years	5 Years	7 Years	Since Inception
Renaissance Opportunities Portfolio	Pankaj Murarka	01-Jan-18	Large Cap	30.7	71.2	577	-6.8	10.1	13.4	13.4	11.1
Abakkus AACA	Aman Chowhan	29-Oct-20	Large & Mid Cap	26.2	61.5	7,654	8.7	17.1	15.1	-	23.0
Alchemy Smart Alpha 250	Alok Agarwal	10-Aug-24	Large & Mid Cap	30.3	98.3	746	13.9	-	-	-	21.5
MOAMC Mid to Mega	Rakesh Tarway	24-Dec-19	Mid & Small Cap	23.1	64.3	2,180	7.3	26.5	16.5	-	23.0
Abakkus AEOA	Aman Chowhan	26-Aug-20	Mid & Small Cap	24.6	56.8	5,664	-2.4	18.1	16.6	-	25.9
Carnelian Shift Strategy	Kunal Shah	06-Oct-20	Mid & Small Cap	30.6	78.2	5,341	5.4	26.2	24.6	-	31.0
MOAMC Founders	Vaibhav Agrawal	16-Mar-23	Multi Cap	23.7	72.8	3,888	-1.7	21.6	-	-	24.7
MOAMC Value Migration	Vaibhav Agrawal	18-Feb-03	Multi Cap	23.0	77.5	3,140	-5.5	19.6	14.1	14.1	18.8
Buoyant Opp Portfolio	Sachin Khivasara	01-Jun-16	Multi Cap	23.8	55.5	10,813	8.1	18.9	20.9	20.7	20.6
Renaissance India Next PMS	Pankaj Murarka	19-May-18	Flexi Cap	26.7	71.0	881	-8.9	12.9	17.3	16.1	13.1
UNIFI Blended Rangoli	Prithvi Raj	07-Jun-17	Flexi Cap	35.4	58.5	11,397	-3.4	10.2	11.8	19.2	17.2
Marathon Trend Following	Atul Suri	01-Apr-23	Thematic	23.1	39.5	348	2.5	15.1	-	-	17.5

AIF Offerings

Scheme	Category	Fund Manager	Type	Launch Date	AUM (Rs Cr.)	Open/Close Ended	1 st Close Date	Performance (%)		
								1 Year	3 Years	Since Inception
Ikigai Emerging Equity Fund	Category III	Pankaj Tibrewal	Mid & Small Cap	19-Jun-24	3,464	Open Ended	-	5.0	-	0.0
Clarus Capital Fund	Category III	Soumendra Lahiri	Small Cap	04-May-23	3,245	Open Ended	-	4.5	19.0	19.4
Alchemy Long Term Ventures Fund Series 3	Category III	Hiren Ved	Small & Micro Cap	31-Jan-26	New Offer	Close Ended	Feb-26			
Motilal Oswal Founders Fund [^]	Category III	Abhishek Anand	Multi Cap	11-Nov-24	753	Open Ended	-	9.1	-	0.2
Renaissance India Next Fund IV	Category III	Pankaj Murarka	Flexi Cap	02-Dec-24	456	Open Ended	-	-3.6	-	-6.5
Motilal Oswal Hedged Equity Multifactor	Category III	Bijon Pani	Flexi Cap	14-Feb-22	439	Open Ended	-	2.3	17.1	11.0
Abakkus Flexi Edge Fund – 1*	Category III	Aman Chowhan	Flexi Cap	11-Aug-25	1,432	Open Ended	-	-	-	9.9
Motilal Oswal Value Migration Series 1	Category III	Vaibhav Agrawal	Flexi Cap	13-Nov-25	80	Close Ended	Nov-25	-	-	1.2
Abakkus Growth Fund Series 3*	Category III	Hitesh Arora	Flexi Cap	10-Apr-26	~500	Open Ended	-			
Vivriti Short Term Debt Fund*	Category III	Siddhartha Choudhary	Debt+	24-Sep-24	748	Open Ended	-	7.0	-	11.4
Sohum India Opportunities Fund	Category III	Sanjay Parekh	Large Cap	20-May-22	653	Open Ended	-	5.0	17.9	17.6

Scheme	Category	Type	Focus	Fund Manager	Launch Date	1 st Close Date	Tenure after 1 st Close	Upfront Contribution	Indicative Pre-tax IRR (%)	Target Corpus (Rs cr)	Commitment Received (Rs cr)	Open/Close Ended
Samara Capital Fund III	Category II	Equity+	Private Equity (Late Stage Buyout)	Samara Investment Committee	Jul'23	Jun'24	10 years	15%	~19%	1500+500	~1,500 (domestic)	Close Ended
MO Alts India Credit Excellence Fund – I	Category II	Private Credit	Private Credit	MO Alternate Investment Advisors Pvt Ltd	Dec'25	Feb'26	6 years	10%	~15%	1500+1500	~2,300	Close Ended
HDFC Structured Credit Fund	Category II	Debt+	Performing Credit	Subhashree Vijayaraghavan	May'25	Dec'25	6 years	5%	~12-13%	1500+1000	~1,290	Close Ended

Fixed Income Offerings

Corporate Fixed Deposits									
Issuer Company	Rating	Cumulative Interest %					Additional % for Sr Citizen (>60 Yr in age)	Interest Frequency	Lock-In period
		12 m	24 m	36 m	48 m	60m			
Bajaj Finance Ltd. (25000 < upto Rs 3 cr)	CRISIL : AAA	6.60	6.85	7.40	7.40	7.40	upto 0.35 (upto 3 cr)	M/Q/H/Y	3 months
Mahindra & Mahindra Financial Services Ltd.	CRISIL : FAAA	6.60	6.85	7.40	7.45	7.45	0.25 (0.10 - odd tenor) - 5 cr	M/H/Q	3 months
ICICI Home Finance (for upto Rs 2 cr)	CRISIL : FAAA	6.75	6.85	6.90	7.00	7.00	0.35 (upto < 2 cr)	M/Q/Y	3 months
Shriram Finance {Up to 10cr (yearly)}	AAA	6.75	7.05	7.25	7.25	7.25	0.50	M/Q/H/Y	3 months

Primary Bonds					
Type	Issuer	Interest %		Tenure	Lock-in period
Capital Gain Bonds (54 EC Bonds)	REC, IRFC, PFC	5.25		60 months	5 years
Floating Rate Bond	RBI	8.05		84 months	7 years*
Sovereign Gold Bonds (SGB)*	RBI	2.50		96 months	NA (Tradable)

Secondary Bonds						
Security	Maturity	IP Dates	Ratings	Quantum	Yield%	
12.05% AKARA CAPITAL ADVISORS PRIVATE LIMITED 2029	05-06-2029	MONTHLY	BBB+ by ACUITE	MULTIPLE OF RS.3 LAKHS	12.72%	
12.95% LUCINA LAND DEVELOPMENT LTD. 2029	17-04-2029	MONTHLY	A- BY INFOMERICS (IVR)	MULTIPLE OF RS.3 LAKHS	10.85 %	

*As per availability | Data as on 31st May, 2026 | Please refer to T&Cs | In case of senior citizen lock-in period for 60 to 70 years is 6 years, between 70-80 years is 5 years & 80 years & above is 4 years respectively.

Beyond the Listed universe : Unlisted Shares

Unlisted/Pre-IPO shares are shares of companies not listed on any stock exchange

- ✓ **Chance to participate in early in a company/startup/hidden gem**
- ✓ **May unlock tremendous value if the shares get listed/demand increases**

MYTH: “Not Listed” means the shares are non-tradable

FACT: Unlisted shares are traded off-market

4 Simple Steps to Buy Unlisted Shares



Shortlist a stock



Confirm the price with us



Transfer funds to our Bank A/c



Receive shares in your Demat

Find the most popular Unlisted Shares with us



**Nayara Energy
Ltd**



Polymatech



Orbis Financial



**National Stock
Exchange Ltd**



**Vivriti Capital
Ltd**



Incred Holdings



Parag Parikh Ltd



**Ask Investment
Managers Ltd**



NCDEX



MSEI



**Veeda Clinical
Research**



OYO



Zepto

Choose from Leading Insurance Companies

Life



ICICI Prudential
Life Insurance Co.
Ltd.



Bajaj Allianz Life
Insurance Co. Ltd.



HDFC Life
Insurance
Co. Ltd.



Tata AIA Life
Insurance
Company Ltd.



Max Life Insurance
Co. Ltd.



Aditya Birla Sun Life
Insurance Co. Ltd

Health



Care Health
Insurance Ltd.



Manipal Cigna
Health
Insurance Co. Ltd.



Niva Bupa Health
Insurance
Company

**For Indirect
Channel Only**

Motor



Go Digit General
Insurance Ltd.



Tata AIG General
Insurance Company
Ltd.



HDFC ERGO General
Insurance Company
Ltd.

Other General Insurance



Home Insurance



Liability Insurance



Travel Insurance



Cyber Insurance

Disclaimer

Motilal Oswal Financial Services Limited (MOFSL)* Member of NSE, BSE, MCX, NCDEX CIN No.: L67190MH2005PLC153397

Registered Office Address: Motilal Oswal Tower, Rahimtullah Sayani Road, Opposite Parel ST Depot, Prabhadevi, Mumbai-400025; Tel No.: 022-71934263; Website www.motilaloswal.com. Correspondence Office Address: Palm Spring Centre, 2nd Floor, Palm Court Complex, New Link Road, Malad (West), Mumbai- 400 064. Tel No: 022 7188 1000. Registration Nos.: Motilal Oswal Financial Services Limited (MOFSL)*: INZ000158836. (BSE/NSE/MCX/NCDEX); CDSL and NSDL: IN-DP-16-2015; Research Analyst: INH000000412. AMFI: ARN - 146822; ; Insurance Corporate Agent: CA0579. Motilal Oswal Asset Management Company Ltd. (MOAMC): PMS (Registration No.: INP000000670); PMS and Mutual Funds are offered through MOAMC which is group company of MOFSL. Motilal Oswal Wealth Management Ltd. (MOWML): PMS (Registration No.: INP000004409) is offered through MOWML, which is a group company of MOFSL. • Motilal Oswal Financial Services Limited is a distributor of Mutual Funds, PMS, Fixed Deposit, Bond, NCDs, Insurance Products, Investment advisor and IPOs etc . These are not Exchange traded products and the Trading Member is just acting as distributor. All disputes with respect to the distribution activity would not have access to Exchange Investor Redressal Forum or Arbitration mechanism • Research & Advisory services is backed by proper research. Please read the Risk Disclosure Document prescribed by the Stock Exchanges carefully before investing. There is no assurance or guarantee of the returns. Details of Compliance Officer: Name: Neeraj Agarwal, Email ID: na@motilaloswal.com, Contact No.:022-40548085.The securities quoted are exemplary and are not recommendatory. Brokerage will not exceed SEBI prescribed limit. Customer having any query/feedback/ clarification may write to query@motilaloswal.com. In case of grievances for Securities Broking write to grievances@motilaloswal.com, for DP to dpgrievances@motilaloswal.com.

***Such representations are not indicative of future results.**

Investment in securities market are subject to market risks, read all the related documents carefully before investing.