

Estimate change



TP change



Rating change

Bloomberg	INXW IN
Equity Shares (m)	1728
M.Cap.(INRb)/(USD\$b)	160.8 / 1.7
52-Week Range (INR)	198 / 75
1, 6, 12 Rel. Per (%)	-6/-21/-45
12M Avg Val (INR M)	1307

Financial Snapshot (INR b)

Y/E March	FY26	FY27E	FY28E
Sales	44.0	66.8	79.8
Sales Gr. %	23.6	51.8	19.5
EBITDA	8.9	13.5	16.8
EBITDA margin %	20.3	20.2	21.0
Adj. PAT	4.1	7.1	9.4
EPS (INR)	2.3	4.1	5.4
BV/Sh. (INR)	36.9	40.4	45.9

Ratios

ND/Equity	0.1	0.2	0.0
ND/EBITDA	1.1	0.8	0.2
RoE (%)	7.1	10.6	12.6

Valuations

P/E (x)	39.7	22.7	17.1
EV/EBITDA (x)	20.6	13.8	10.7

Shareholding Pattern (%)

As On	Mar-26	Dec-25	Mar-25
Promoter	44.2	44.2	48.3
DII	11.0	10.4	9.5
FII	14.6	14.2	15.7
Others	30.2	31.3	26.6

CMP: INR93

TP: INR110 (+18%)

Buy

New order visibility remains strong

- **Weak 4Q:** Inox Wind (IWL) missed our revenue est. by 34% at INR12.4b in 4QFY26. EBITDA stood at INR2b as EBITDA margin fell to 16% (vs. 23%/20% in 3QFY26/4QFY25). Adjusted PAT came in at INR0.9b, 58% below estimates. IWL missed its FY26 revenue guidance (incl. other income) of INR50b by 9%. FY26 revenue/ EBITDA/APAT stood at INR43.9b/INR8.9b/INR4.0b (+24%/+18%/-11% YoY).
- **Key things we liked about the result:** 1) The visibility of recurring captive order inflows from Inox Clean, which plans to add 3GW of renewable capacity annually with 20-30% expected to be wind-based (~1/3rd of IWL's annual execution target); 2) Management's strategy to gradually increase pure equipment supply contracts' share in the order book from ~27% currently to 75% over time, which should improve working capital efficiency and margins; and 3) Management's FY27 revenue growth guidance of 75% YoY with EBITDA margins of 20-22%.
- **Key monitorables:** 1) relatively weak order inflows, with only 600MW of new orders secured during FY26; and 2) the company's inability to meet its FY26 revenue guidance (9% miss).
- **Cut FY27/FY28 EBITDA estimates by 7%/6%:** We lower our FY27/FY28 EBITDA estimates by 7%/6% as we estimate deliveries to be lower at 1.2GW/1.4GW in FY27/28.
- **Valuation and view:** We maintain our BUY rating, given attractive valuations, with a revised TP of INR110 per share (based on 20x FY28E EPS).

Earnings miss expectations amid margin pressure

Financial Performance

- 4Q revenue came in at INR12.4b (-2% YoY, +3% QoQ), missing our estimates by 34%.
- EBITDA stood at INR2.0b (-22% YoY, -29% QoQ), coming in 44% below our estimates as EBITDA margin fell to 16% (vs. 23% in 3QFY26, 20% in 4QFY25).
- APAT came in at INR0.9b (-52% YoY, -22% QoQ), missing our estimate by 58%.

Other Highlights

- As of FY26 end, IWL has an order book of 3.1GW (6% PSU, 36% C&I and 58% auctions).
- NCLT approved the demerger of Inox Group's power evacuation business, Inox Renewable Solutions, from Inox Green, effective 4th May'26.
- Inox Green reported consolidated revenue of INR6.9b for 4Q, flat YoY but down 16% QoQ, and EBITDA loss (excl. other income) of INR0.3b. APAT stood at INR2.8b (+406% YoY, +14% QoQ), after excluding the effect of discontinued operations.

Highlights of 4QFY26 performance

- FY26 saw the highest-ever wind capacity additions of 6GW, with management expecting 8-10GW annually going forward, driven by RTC, FDRE, and hybrid capacity additions.
- The 3.1GW order book provides over 24 months of revenue visibility. Additionally, recurring captive order inflows are expected from Inox Clean's annual capacity addition plan of more than 3GW, with 20-30% of the planned additions likely to be wind-based, supporting a steady order pipeline (equivalent to nearly one-third of IWL's annual execution).
- FY26 revenue (incl. OI) came in at INR46b vs. guidance of INR50b, with the INR4b shortfall attributed to geopolitical supply chain disruption in a key imported component. Management expects recovery in 1Q and 2Q of FY27.
- FY27 consolidated revenue guidance implies 75% growth over FY26, with EBITDA margin guided at 20-22%.
- Inox Green has set out its FY27 EBITDA guidance of INR6b, underpinned by acquisition consolidation, organic additions, and value-added services.

Valuation and view

- Based on a valuation multiple of 20x FY28E EPS, we arrive at a TP of INR110 per share. Maintain BUY on attractive valuations.

Consolidated performance

Y/E March	FY25				FY26				FY25	FY26	FY26	Var.	YoY	QoQ
	1Q	2Q	3Q	4Q	1Q	2Q	3Q	4Q			4Q	(%)	(%)	(%)
Net Sales	6,388	7,322	9,113	12,748	8,263	11,192	12,075	12,442	35,571	43,971	18,864	-34	-2	3
<i>YoY Change (%)</i>	83%	98%	81%	142%	29%	53%	33%	-2%	104%	24%	48%			
Total Expenditure	5,027	5,593	7,075	10,205	6,426	8,915	9,258	10,447	28,000	35,057	15,314	-32	2	13
EBITDA	1,361	1,729	2,037	2,543	1,837	2,277	2,816	1,996	7,572	8,914	3,551	-44	-22	-29
<i>Margin (%)</i>	21%	24%	22%	20%	22%	20%	23%	16%	21%	20%	19%			
Depreciation	416	444	473	477	487	508	528	521	1,823	2,043	566	-8	9	-1
Interest	582	443	345	348	338	508	503	649	1,690	1,998	530	22	87	29
Other Income	117	95	835	358	363	433	310	613	1,444	1,718	338	81	71	98
PBT before EO expense	480	938	2,055	2,076	1,376	1,694	2,094	1,439	5,503	6,591	2,793			
Extra-Ord income/(exp.)	0	0	-135	0	0	0	0	0	-135	0	0			
PBT	480	938	1,920	2,076	1,376	1,694	2,094	1,439	5,368	6,591	2,793	-48	-31	-31
Tax	8	36	804	173	402	488	828	382	1,018	2,100	546	-30	121	-54
<i>Rate (%)</i>	2%	4%	42%	8%	29%	29%	40%	27%	19%	32%	20%			
Profit from continued operations	472	902	1,116	1,903	973	1,206	1,267	1,057	4,350	4,491	2,247			
Profit from Discontinued Oper. before tax	23	-7	-15	0	0	0	0	0	0	0	0			
Tax Credit from (Discontinued operations)	10	7	9	0	0	0	0	0	26	0	0			
Minority Interest	-14	-27	-50	-15	-85	289	93	144	-106	441	51			
Reported PAT	518	929	1,160	1,918	1,059	917	1,174	913	4,482	4,050	2,196	-58	-52	-22
Adj PAT	486	929	1,244	1,918	1,059	917	1,174	913	4,565	4,050	2,196	-58	-52	-22
<i>YoY Change (%)</i>	LP	LP	3813%	201%	118%	-1%	-6%	-52%	LP	-11%	14%			
<i>Margin (%)</i>	8%	13%	14%	15%	13%	8%	10%	7%	13%	9%	12%			

Exhibit 1: Valuation table

Valuation		
EPS- FY28	INR	5.4
Valuation multiple	(x)	20
Target Price	INR	110
CMP	INR	93
Upside / (Downside)	%	18%

Source: MOFSL



Highlights from the management commentary

Sector tailwinds remain strong

- FY26 saw the highest-ever wind capacity additions of 6GW.
- 8-10GW additions are expected annually going forward, driven by RTC, hybrid, and FDRE capacity additions.
- The current geopolitical scenario has pushed the entire renewable sector. The government has pushed local manufacturing and reduced import dependence.

Inox records weak quarter; recovery expected

- FY26 revenue was INR46b vs. a guidance of INR50b. The shortfall of INR4b was due to supply chain disruption amid geopolitical issues, specifically a key imported component that was delayed. This will be made up in 1Q and 2Q of FY27.
- On-ground challenges and logistics issues due to geopolitics affected 4Q execution.
- PSU contracts caused payment delays. But improvement is expected in overall working capital cycle of the company.

WTG business to undergo strategic shift

- Equipment supply's share in order book should be taken to 75% going forward, reducing EPC share.
- Receivable cycles expected to improve due to the shift toward equipment supply and higher proportion of group company orders.
- The reason for the pivot away from EPC: Working capital blockage happens in turnkey EPC, where land costs, right of way costs, and payment delays erode margins.
- For external customers, the company will mainly do equipment supply going forward and reduce EPC contracts. Select EPC will still be done for Inox Clean and a few chosen customers.

Order book and outlook

- The order book stands at 3.1GW as of FY26 end. Of this, ~500MW is from Inox Clean.
- Added ~600MW of orders in FY26. Multiple customer negotiations are near closure, providing over 24m revenue visibility.
- 20 to 30% of Inox Clean's 3GW annual RE target is expected to be from wind, translating into ~1/3rd of Inox Wind's annual execution. Continuous order inflows for INOX wind should come from here.
- 4.4MW turbine commercial launch on track for CY26 and is expected to drive margin improvement.
- FY27 consolidated revenue guidance: 75% growth vs. FY26 and EBITDA margin guidance of 20-22%.

Inox Green portfolio expands

- Inox Green portfolio stands over 13GW, comprising ~10.5GW of wind assets and the balance being solar assets. This includes investments made to acquire 6.5GW of operational wind assets from two OEMs that went bankrupt.

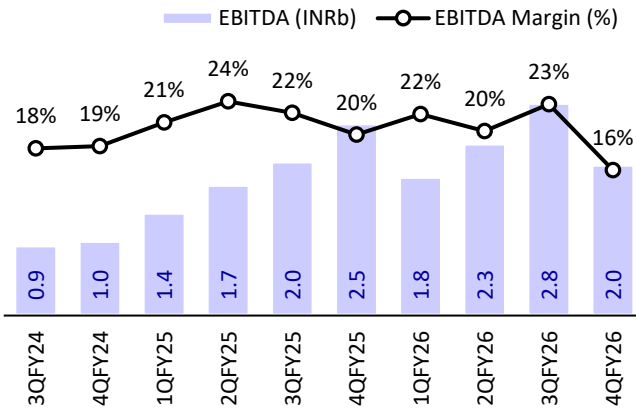
- Acquisition 1: NCLT order reserved, expected in the next couple of weeks. All accruals from the date of takeover will accrue to Inox Green, to be reflected in full FY27.
- Acquisition 2: In final phases, expected to close within 60-90 days.
 - Inox Green has a tax shield of up to INR7b of losses, so FY27 cash flows should largely not be impacted by taxes.
 - FY27 EBITDA guidance of INR6b+ for Inox Green.
 - Inox Green has started offering WTG overhaul and life extension packages to external customers. This enhances turbine output and extends asset life. Management sees this as a business with substantial growth potential.

IRSL demerger nears completion

- The demerger of Inox Green's evacuation infrastructure business and its merger into IRSL has been approved by the NCLT.
- Gross fixed assets of ~INR10b will move out of Inox Green's balance sheet. Annual depreciation of INR500-550m will no longer be charged from next year.
- IRSL will be automatically listed on stock exchanges after the completion of all administrative approvals, which are expected in 1-2 months.

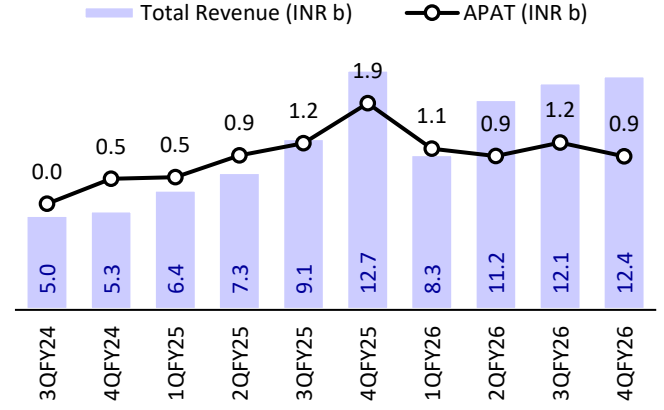
Story in charts – 4QFY26

Exhibit 2: EBITDA & EBITDA margin trends



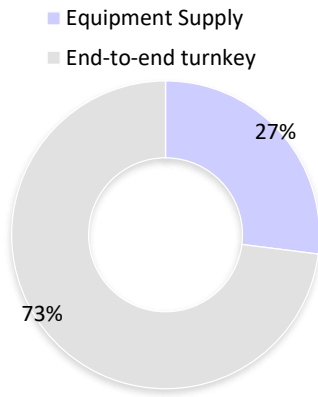
Source: Company, MOFSL

Exhibit 3: Revenue & PAT trends (INRb)



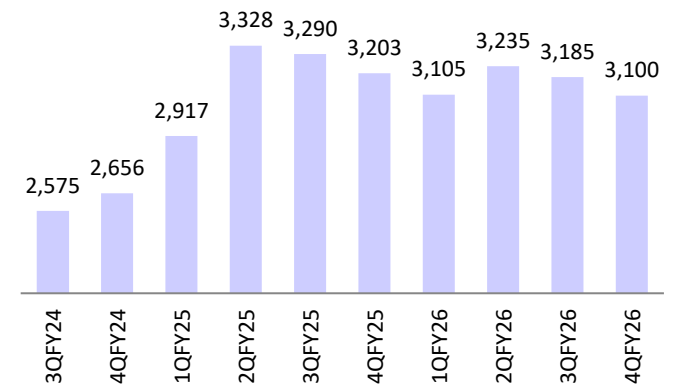
Source: Company, MOFSL

Exhibit 4: 3.2GW Order book Composition (Mar'26)



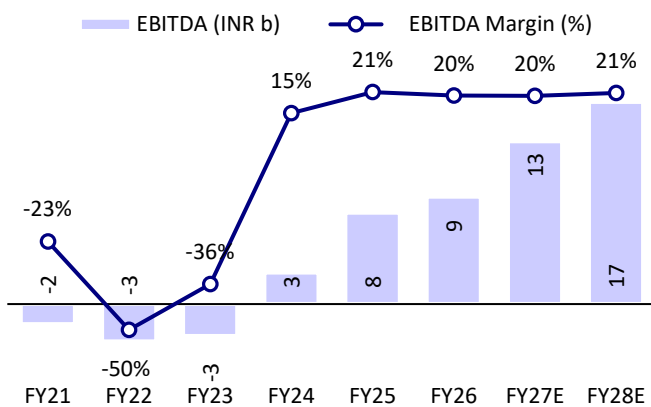
Source: Company, MOFSL

Exhibit 5: Order book trend (MW)



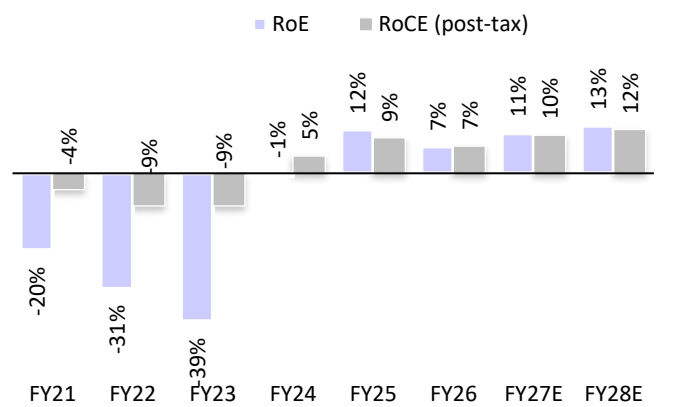
Source: Company, MOFSL

Exhibit 6: Annual EBITDA & EBITDA margin trends



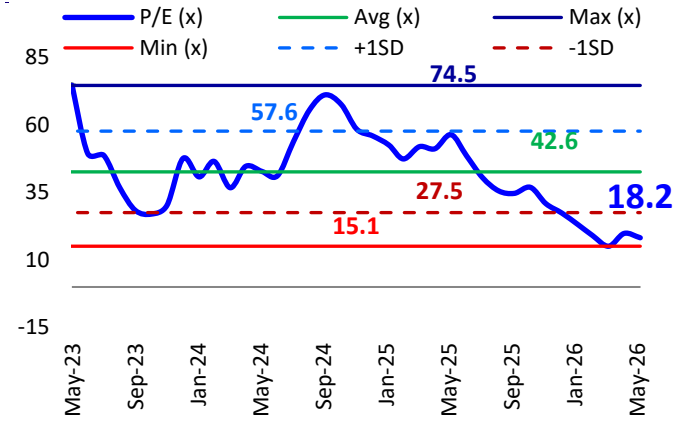
Source: Company, MOFSL

Exhibit 7: RoE & RoCE over the years



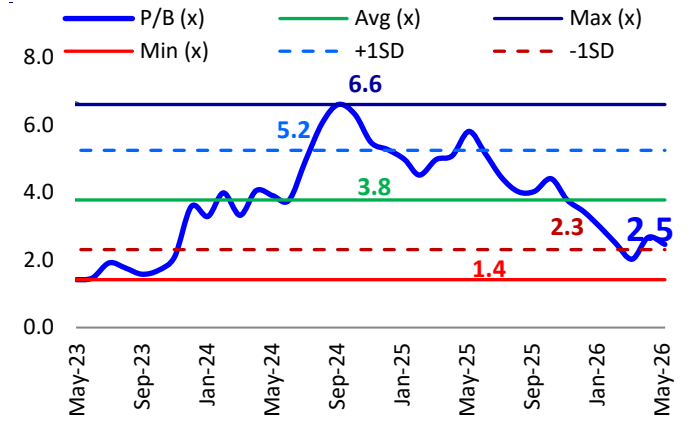
Source: Company, MOFSL

Exhibit 8: One-year forward P/E



Source: Company, MOFSL

Exhibit 9: One-year forward P/B



Source: Company, MOFSL

Financials and valuations

Consolidated Income Statement

(INR m)

Y/E March	FY24	FY25	FY26	FY27E	FY28E
Net Sales	17,463	35,571	43,971	66,756	79,785
Change (%)	138	104	24	52	20
Total Expenses	14,844	28,000	35,057	53,262	63,008
EBITDA	2,619	7,572	8,914	13,494	16,776
EBITDAM (%)	15%	21%	20%	20%	21%
Depn. & Amortization	1,127	1,823	2,043	2,495	2,705
EBIT	1,492	5,748	6,871	11,000	14,072
Net Interest and finance cost	2,399	1,690	1,998	1,900	1,781
Other income	617	1,444	1,718	1,787	1,859
PBT before extraordinary items	(290)	5,503	6,591	10,887	14,149
EO income/ (expense)	(137)	(135)	-	-	-
PBT	(427)	5,368	6,591	10,887	14,149
Tax	33	1,018	2,100	2,613	3,396
Rate (%)	-8	19	32	24	24
JV/Associates	-	-	-	-	-
Profit from continued operations	(460)	4,350	4,491	8,274	10,753
Profit from Discontinued Operations before tax	(58)	0	-	-	-
Tax (Discontinued operations)	37	26	-	-	-
Minority	(125)	(106)	441	1,183	1,343
Reported PAT	(357)	4,482	4,050	7,092	9,411
Adjusted PAT	(188)	4,565	4,050	7,092	9,411
YoY change (%)	Loss	LP	(0)	75%	33%

Consolidated Balance Sheet

(INR m)

	FY24	FY25	FY26	FY27E	FY28E
Share Capital	3,910	16,241	17,282	16,241	16,241
Reserves	24,174	34,226	46,538	53,630	63,040
Net Worth	28,084	50,468	63,820	69,871	79,282
Minority Interest	4,943	5,592	13,100	14,283	15,625
Total Loans	20,668	14,664	15,515	16,290	14,290
Capital Employed	53,695	70,723	92,435	100,444	109,197
Net Fixed Assets	18,328	22,805	28,147	26,509	26,805
Capital WIP	3,041	2,961	2,473	2,473	2,473
Goodwill	101	101	101	101	101
Investments	0	2,648	5,504	5,504	5,504
Curr. Assets	46,104	59,437	84,453	100,295	111,719
Inventories	12,448	13,518	17,903	31,092	34,974
Account Receivables	11,373	26,878	42,498	45,723	48,089
Cash and Cash Equivalents	541	3,937	6,117	5,545	10,721
Others	21,743	15,104	17,935	17,935	17,935
Curr. Liability & Prov.	13,879	17,228	28,243	34,438	37,405
Account Payables	6,055	10,654	11,900	18,096	21,062
Provisions & Others	7,824	6,574	16,343	16,343	16,343
Net Curr. Assets	32,226	42,209	56,210	65,856	74,314
Appl. of Funds	53,695	70,723	92,435	100,444	109,197

Financials and valuations

Ratios

	FY24	FY25	FY26	FY27E	FY28E
Basic (INR)					
EPS	-0.1	3.5	2.3	4.1	5.4
Cash EPS	0.7	4.9	3.5	5.5	7.0
BV/Share	21.5	38.7	36.9	40.4	45.9
Valuation (x)					
P/E	-645.8	26.6	39.7	22.7	17.1
Cash P/E	129.2	19.0	26.4	16.8	13.3
P/BV	4.3	2.4	2.5	2.3	2.0
EV/EBITDA	55.9	18.2	20.6	13.8	10.7
Return Ratios (%)					
RoE	-0.8%	11.6%	7.1%	10.6%	12.6%
RoCE (post-tax)	4.5%	9.4%	7.2%	10.1%	11.6%
RoIC (post-tax)	0.9%	2.1%	1.7%	2.5%	3.0%
Working Capital Ratios					
Fixed Asset Turnover (x)	1.0	0.6	0.6	0.4	0.3
Asset Turnover (x)	3.1	2.0	2.1	1.5	1.4
Debtor (Days)	238	276	353	250	220
Inventory (Days)	375	220	236	170	160
Payable (Days)	183	173	157	145	140
Leverage Ratio (x)					
Net Debt/Equity	0.7	0.2	0.1	0.2	0.0
Net Debt/EBITDA	7.7	1.4	1.1	0.8	0.2

Consolidated Cash Flow Statement

(INR m)

Particulars	FY24	FY25	FY26	FY27E	FY28E
Profit/(loss) for the year after tax	(482)	4,376	4,491	8,274	10,753
WC	(6,172)	(8,228)	(17,142)	(10,218)	(3,282)
Others	3,585	5,296	6,920	2,607	2,627
Direct taxes (net)	(596)	(64)	(250)	-	-
CF from Op. Activity	(3,664)	1,379	(5,981)	663	10,099
Capex	(5,390)	(6,205)	(6,493)	(857)	(3,000)
FCFF	(9,054)	(4,826)	(12,475)	(194)	7,099
Interest income	519	(14)	(158)	1,787	1,859
Others	9,739	(4,456)	(1,048)	-	-
CF from Inv. Activity	4,868	(4,060)	(8,499)	930	(1,141)
Share capital	700	7,901	16,191	(1,041)	-
Borrowings	1,685	(3,946)	7,000	775	(2,000)
Finance cost	(3,110)	(2,640)	(1,662)	(1,900)	(1,781)
Dividend	-	-	-	-	-
Others	(574)	1,454	(5,951)	-	-
CF from Fin. Activity	(1,299)	2,769	15,578	(2,165)	(3,781)
(Inc)/Dec in Cash	(95)	89	1,098	(573)	5,176
Opening balance	214	121	210	1,308	736
Adjustment of Consolidation	2	-	-	-	-
Closing balance (as per B/S)	121	210	1,308	735	5,912

Investment in securities market are subject to market risks. Read all the related documents carefully before investing.

Explanation of Investment Rating	
Investment Rating	Expected return (over 12-month)
BUY	>=15%
SELL	< - 10%
NEUTRAL	< - 10 % to 15%
UNDER REVIEW	Rating may undergo a change
NOT RATED	We have forward looking estimates for the stock but we refrain from assigning recommendation

*In case the recommendation given by the Research Analyst is inconsistent with the investment rating legend for a continuous period of 30 days, the Research Analyst shall be within following 30 days take appropriate measures to make the recommendation consistent with the investment rating legend.

Disclosures

The following Disclosures are being made in compliance with the SEBI Research Analyst Regulations 2014 (herein after referred to as the Regulations).

Motilal Oswal Financial Services Ltd. (MOFSL) is a SEBI Registered Research Analyst having registration no. INH000000412. MOFSL, the Research Entity (RE) as defined in the Regulations, is engaged in the business of providing Stock broking services, Depository participant services & distribution of various financial products. MOFSL is a listed public company, the details in respect of which are available on www.motilaloswal.com. MOFSL (erstwhile Motilal Oswal Securities Limited - MOSL) is registered with the Securities & Exchange Board of India (SEBI) and is a registered Trading Member with National Stock Exchange of India Ltd. (NSE) and Bombay Stock Exchange Limited (BSE), Multi Commodity Exchange of India Limited (MCX) and National Commodity & Derivatives Exchange Limited (NCDEX) for its stock broking activities & is Depository participant with Central Depository Services Limited (CDSL) National Securities Depository Limited (NSDL), NERL, COMRIS and CCRL and is member of Association of Mutual Funds of India (AMFI) for distribution of financial products and Insurance Regulatory & Development Authority of India (IRDA) as Corporate Agent for insurance products. Details of associate entities of Motilal Oswal Financial Services Limited are available on the website at <http://onlinereports.motilaloswal.com/Dormant/documents/List%20of%20Associate%20companies.pdf>

MOFSL and its associate company(ies), their directors and Research Analyst and their relatives may; (a) from time to time, have a long or short position in, act as principal in, and buy or sell the securities or derivatives thereof of companies mentioned herein. (b) be engaged in any other transaction involving such securities and earn brokerage or other compensation or act as a market maker in the financial instruments of the company(ies) discussed herein or act as an advisor or lender/borrower to such company(ies) or may have any other potential conflict of interests with respect to any recommendation and other related information and opinions; however the same shall have no bearing whatsoever on the specific recommendations made by the analyst(s), as the recommendations made by the analyst(s) are completely independent of the views of the associates of MOFSL even though there might exist an inherent conflict of interest in some of the stocks mentioned in the research report.

MOFSL and / or its affiliates do and seek to do business including investment banking with companies covered in its research reports. As a result, the recipients of this report should be aware that MOFSL may have a potential conflict of interest that may affect the objectivity of this report. Compensation of Research Analysts is not based on any specific merchant banking, investment banking or brokerage service transactions. Details of pending Enquiry Proceedings of Motilal Oswal Financial Services Limited are available on the website at <https://galaxy.motilaloswal.com/ResearchAnalyst/PublishViewLitigation.aspx>

A graph of daily closing prices of securities is available at www.nseindia.com, www.bseindia.com. Research Analyst views on Subject Company may vary based on Fundamental research and Technical Research. Proprietary trading desk of MOFSL or its associates maintains arm's length distance with Research Team as all the activities are segregated from MOFSL research activity and therefore it can have an independent view with regards to Subject Company for which Research Team have expressed their views.

Regional Disclosures (outside India)

This report is not directed or intended for distribution to or use by any person or entity resident in a state, country or any jurisdiction, where such distribution, publication, availability or use would be contrary to law, regulation or which would subject MOFSL & its group companies to registration or licensing requirements within such jurisdictions.

For Hong Kong:

This report is distributed in Hong Kong by Motilal Oswal capital Markets (Hong Kong) Private Limited, a licensed corporation (CE AYY-301) licensed and regulated by the Hong Kong Securities and Futures Commission (SFC) pursuant to the Securities and Futures Ordinance (Chapter 571 of the Laws of Hong Kong) "SFO". As per SEBI (Research Analyst Regulations) 2014 Motilal Oswal Securities (SEBI Reg. No. INH000000412) has an agreement with Motilal Oswal capital Markets (Hong Kong) Private Limited for distribution of research report in Hong Kong. This report is intended for distribution only to "Professional Investors" as defined in Part I of Schedule 1 to SFO. Any investment or investment activity to which this document relates is only available to professional investor and will be engaged only with professional investors." Nothing here is an offer or solicitation of these securities, products and services in any jurisdiction where their offer or sale is not qualified or exempt from registration. The Indian Analyst(s) who compile this report is/are not located in Hong Kong & are not conducting Research Analysis in Hong Kong.

For U.S.

Motilal Oswal Financial Services Limited (MOFSL) is not a registered broker - dealer under the U.S. Securities Exchange Act of 1934, as amended (the "1934 act") and under applicable state laws in the United States. In addition MOFSL is not a registered investment adviser under the U.S. Investment Advisers Act of 1940, as amended (the "Advisers Act" and together with the 1934 Act, the "Acts"), and under applicable state laws in the United States. Accordingly, in the absence of specific exemption under the Acts, any brokerage and investment services provided by MOFSL, including the products and services described herein are not available to or intended for U.S. persons. This report is intended for distribution only to "Major Institutional Investors" as defined by Rule 15a-6(b)(4) of the Exchange Act and interpretations thereof by SEC (henceforth referred to as "major institutional investors"). This document must not be acted on or relied on by persons who are not major institutional investors. Any investment or investment activity to which this document relates is only available to major institutional investors and will be engaged in only with major institutional investors. In reliance on the exemption from registration provided by Rule 15a-6 of the U.S. Securities Exchange Act of 1934, as amended (the "Exchange Act") and interpretations thereof by the U.S. Securities and Exchange Commission ("SEC") in order to conduct business with Institutional Investors based in the U.S., MOFSL has entered into a chaperoning agreement with a U.S. registered broker-dealer, Motilal Oswal Securities International Private Limited. ("MOSIPL"). Any business interaction pursuant to this report will have to be executed within the provisions of this chaperoning agreement.

The Research Analysts contributing to the report may not be registered /qualified as research analyst with FINRA. Such research analyst may not be associated persons of the U.S. registered broker-dealer, MOSIPL, and therefore, may not be subject to NASD rule 2711 and NYSE Rule 472 restrictions on communication with a subject company, public appearances and trading securities held by a research analyst account.

For Singapore

In Singapore, this report is being distributed by Motilal Oswal Capital Markets (Singapore) Pte. Ltd. ("MOCMSPL") (UEN 201129401Z), which is a holder of a capital markets services license and an exempt financial adviser in Singapore. This report is distributed solely to persons who (a) qualify as "institutional investors" as defined in section 4A(1)(c) of the Securities and Futures Act of Singapore ("SFA") or (b) are considered "accredited investors" as defined in section 2(1) of the Financial Advisers Regulations of Singapore read with section 4A(1)(a) of the SFA. Accordingly, if a recipient is neither an "institutional investor" nor an "accredited investor", they must immediately discontinue any use of this Report and inform MOCMSPL.

In respect of any matter arising from or in connection with the research you could contact the following representatives of MOCMSPL. In case of grievances for any of the services rendered by MOCMSPL write to grievances@motilaloswal.com.

Nainesh Rajani

Email: nainesh.rajani@motilaloswal.com

Contact: (+65) 8328 0276

Specific Disclosures

- Research Analyst and/or his/her relatives do not have a financial interest in the subject company(ies), as they do not have equity holdings in the subject company(ies).
MOFSL has financial interest in the subject company(ies) at the end of the week immediately preceding the date of publication of the Research Report: Yes.
Nature of Financial interest is holding equity shares or derivatives of the subject company
- Research Analyst and/or his/her relatives do not have actual/beneficial ownership of 1% or more securities in the subject company(ies) at the end of the month immediately preceding the date of publication of Research Report.
MOFSL has actual/beneficial ownership of 1% or more securities of the subject company(ies) at the end of the month immediately preceding the date of publication of Research Report: No
- Research Analyst and/or his/her relatives have not received compensation/other benefits from the subject company(ies) in the past 12 months.
MOFSL may have received compensation from the subject company(ies) in the past 12 months.
- Research Analyst and/or his/her relatives do not have material conflict of interest in the subject company at the time of publication of research report.
MOFSL does not have material conflict of interest in the subject company at the time of publication of research report.
- Research Analyst has not served as an officer, director or employee of subject company(ies).

6. MOFSL has not acted as a manager or co-manager of public offering of securities of the subject company in past 12 months.
7. MOFSL has not received compensation for investment banking /merchant banking/brokerage services from the subject company(ies) in the past 12 months.
8. MOFSL may have received any compensation for products or services other than investment banking or merchant banking or brokerage services from the subject company(ies) in the past 12 months.
9. MOFSL may have received compensation or other benefits from the subject company(ies) or third party in connection with the research report.
10. MOFSL has not engaged in market making activity for the subject company.

The associates of MOFSL may have:
 financial interest in the subject company
 actual/beneficial ownership of 1% or more securities in the subject company at the end of the month immediately preceding the date of publication of the Research Report or date of the public appearance.

received compensation/other benefits from the subject company in the past 12 months
 any other potential conflict of interests with respect to any recommendation and other related information and opinions.; however the same shall have no bearing whatsoever on the specific recommendations made by the analyst(s), as the recommendations made by the analyst(s) are completely independent of the views of the associates of MOFSL even though there might exist an inherent conflict of interest in some of the stocks mentioned in the research report.

acted as a manager or co-manager of public offering of securities of the subject company in past 12 months
 be engaged in any other transaction involving such securities and earn brokerage or other compensation or act as a market maker in the financial instruments of the company(ies) discussed herein or act as an advisor or lender/borrower to such company(ies)

received compensation from the subject company in the past 12 months for investment banking / merchant banking / brokerage services or from other than said services.

Served subject company as its clients during twelve months preceding the date of distribution of the research report.

The associates of MOFSL has not received any compensation or other benefits from third party in connection with the research report

Above disclosures include beneficial holdings lying in demat account of MOFSL which are opened for proprietary investments only. While calculating beneficial holdings, It does not consider demat accounts which are opened in name of MOFSL for other purposes (i.e holding client securities, collaterals, error trades etc.). MOFSL also earns DP income from clients which are not considered in above disclosures.

Analyst Certification

The views expressed in this research report accurately reflect the personal views of the analyst(s) about the subject securities or issues, and no part of the compensation of the research analyst(s) was, is, or will be directly or indirectly related to the specific recommendations and views expressed by research analyst(s) in this report.

Terms & Conditions:

This report has been prepared by MOFSL and is meant for sole use by the recipient and not for circulation. The report and information contained herein is strictly confidential and may not be altered in any way, transmitted to, copied or distributed, in part or in whole, to any other person or to the media or reproduced in any form, without prior written consent of MOFSL. The report is based on the facts, figures and information that are considered true, correct, reliable and accurate. The intent of this report is not recommendatory in nature. The information is obtained from publicly available media or other sources believed to be reliable. Such information has not been independently verified and no guaranty, representation of warranty, express or implied, is made as to its accuracy, completeness or correctness. All such information and opinions are subject to change without notice. The report is prepared solely for informational purpose and does not constitute an offer document or solicitation of offer to buy or sell or subscribe for securities or other financial instruments for the clients. Though disseminated to all the customers simultaneously, not all customers may receive this report at the same time. MOFSL will not treat recipients as customers by virtue of their receiving this report.

Disclaimer:

The report and information contained herein is strictly confidential and meant solely for the selected recipient and may not be altered in any way, transmitted to, copied or distributed, in part or in whole, to any other person or to the media or reproduced in any form, without prior written consent. This report and information herein is solely for informational purpose and may not be used or considered as an offer document or solicitation of offer to buy or sell or subscribe for securities or other financial instruments. Nothing in this report constitutes investment, legal, accounting and tax advice or a representation that any investment or strategy is suitable or appropriate to your specific circumstances. The securities discussed and opinions expressed in this report may not be suitable for all investors, who must make their own investment decisions, based on their own investment objectives, financial positions and needs of specific recipient. This may not be taken in substitution for the exercise of independent judgment by any recipient. Each recipient of this document should make such investigations as it deems necessary to arrive at an independent evaluation of an investment in the securities of companies referred to in this document (including the merits and risks involved), and should consult its own advisors to determine the merits and risks of such an investment. The investment discussed or views expressed may not be suitable for all investors. Certain transactions -including those involving futures, options, another derivative products as well as non-investment grade securities - involve substantial risk and are not suitable for all investors. No representation or warranty, express or implied, is made as to the accuracy, completeness or fairness of the information and opinions contained in this document. The Disclosures of Interest Statement incorporated in this document is provided solely to enhance the transparency and should not be treated as endorsement of the views expressed in the report. This information is subject to change without any prior notice. The Company reserves the right to make modifications and alternations to this statement as may be required from time to time without any prior approval. MOFSL, its associates, their directors and the employees may from time to time, effect or have effected an own account transaction in, or deal as principal or agent in or for the securities mentioned in this document. They may perform or seek to perform investment banking or other services for, or solicit investment banking or other business from, any company referred to in this report. Each of these entities functions as a separate, distinct and independent of each other. The recipient should take this into account before interpreting the document. This report has been prepared on the basis of information that is already available in publicly accessible media or developed through analysis of MOFSL. The views expressed are those of the analyst, and the Company may or may not subscribe to all the views expressed therein. This document is being supplied to you solely for your information and may not be reproduced, redistributed or passed on, directly or indirectly, to any other person or published, copied, in whole or in part, for any purpose. This report is not directed or intended for distribution to, or use by, any person or entity who is a citizen or resident of or located in any locality, state, country or other jurisdiction, where such distribution, publication, availability or use would be contrary to law, regulation or which would subject MOFSL to any registration or licensing requirement within such jurisdiction. The securities described herein may or may not be eligible for sale in all jurisdictions or to certain category of investors. Persons in whose possession this document may come are required to inform themselves of and to observe such restriction. Neither the Firm, not its directors, employees, agents or representatives shall be liable for any damages whether direct or indirect, incidental, special or consequential including lost revenue or lost profits that may arise from or in connection with the use of the information. The person accessing this information specifically agrees to exempt MOFSL or any of its affiliates or employees from, any and all responsibility/liability arising from such misuse and agrees not to hold MOFSL or any of its affiliates or employees responsible for any such misuse and further agrees to hold MOFSL or any of its affiliates or employees free and harmless from all losses, costs, damages, expenses that may be suffered by the person accessing this information due to any errors and delays.

This report is meant for the clients of Motilal Oswal only.

Investment in securities market are subject to market risks. Read all the related documents carefully before investing.

Registration granted by SEBI and certification from NISM in no way guarantee performance of the intermediary or provide any assurance of returns to investors.

Registered Office Address: Motilal Oswal Tower, Rahimtullah Sayani Road, Opposite Parel ST Depot, Prabhadevi, Mumbai-400025; Tel No.: 022 - 71934200 / 71934263;

www.motilaloswal.com. Correspondence Address: Palm Spring Centre, 2nd Floor, Palm Court Complex, New Link Road, Malad (West), Mumbai- 400 064. Tel No: 022 71881000. Details of Compliance Officer: Neeraj Agarwal, Email Id: na@motilaloswal.com, Contact No..022-40548085.

Grievance Redressal Cell:

Contact Person	Contact No.	Email ID
Ms. Hemangi Date	022 40548000 / 022 67490600	query@motilaloswal.com
Ms. Kumud Upadhyay	022 40548082	servicehead@motilaloswal.com
Mr. Ajay Menon	022 40548083	am@motilaloswal.com

Registration details of group entities.: Motilal Oswal Financial Services Ltd. (MOFSL): INZ000158836 (BSE/NSE/MCX/NCDEX); CDSL and NSDL: IN-DP-16-2015; Research Analyst: INH000000412. AMFI: ARN : 146822. IRDA Corporate Agent – CA0579. Motilal Oswal Financial Services Ltd. is a distributor of Mutual Funds, PMS, Fixed Deposit, Insurance, Bond, NCDs and IPO products.

Customer having any query/feedback/ clarification may write to query@motilaloswal.com. In case of grievances for any of the services rendered by Motilal Oswal Financial Services Limited (MOFSL) write to grievances@motilaloswal.com, for DP to dpgrievances@motilaloswal.com.