

MEDANTA - Financials & Valuations (INRb)

Y/E MARCH	FY26	FY27E	FY28E
Sales	44.1	49.0	54.6
EBITDA	9.2	11.7	14.1
Adj PAT	5.6	7.6	9.5
EPS (INR)	20.8	28.2	35.5
EPS Gr. (%)	7.4	35.6	26.1
BV/Sh (INR)	147.5	170.7	200.0
Ratios			
RoE (%)	15.2	17.7	19.2
RoCE (%)	13.3	15.0	16.7
Payout (%)	17.6	17.6	17.6
Valuations			
P/E (x)	62.0	45.7	36.2
P/BV (x)	8.7	7.5	6.4
EV/EBITDA (x)	38.8	30.3	24.8
Div Yield (%)	0.2	0.3	0.4

MAXH - Financials & Valuations (INRb)

Y/E MARCH	FY26	FY27E	FY28E
Sales	100.3	118.9	130.8
EBITDA	26.1	31.2	34.5
Adj PAT	15.8	20.4	22.8
EPS (INR)	16.3	21.0	23.5
EPS Gr. (%)	7.4	29.5	11.5
BV/Sh (INR)	124.7	143.7	167.2
Ratios			
RoE (%)	13.9	15.7	15.1
RoCE (%)	13.3	13.6	13.3
Payout (%)	11.9	9.5	0.0
Valuations			
P/E (x)	67.4	52.0	46.7
P/BV (x)	8.8	7.6	6.5
EV/EBITDA (x)	41.3	34.5	30.7
Div Yield (%)	0.2	0.2	0.0

FORH - Financials & Valuations (INRb)

Y/E MARCH	FY26	FY27E	FY28E
Sales	91.2	103.7	115.8
EBITDA	20.8	24.5	28.5
Adj PAT	10.5	12.5	15.3
EPS (INR)	13.9	16.6	20.2
EPS Gr. (%)	24.4	18.9	22.1
BV/Sh (INR)	131.1	146.5	165.5
Ratios			
RoE (%)	11.2	11.9	13.0
RoCE (%)	10.5	10.9	11.8
Payout (%)	8.5	7.1	5.8
Valuations			
P/E (x)	70.0	58.9	48.2
P/BV (x)	7.4	6.7	5.9
EV/EBITDA (x)	36.9	31.2	26.6
Div Yield (%)	0.1	0.1	0.1

Hospitals | Noida: Short on beds, long on demand

A ~4,500-bed market with structural tailwinds; talent is the swing factor; selectively positive on Medanta, Max and Fortis

- The Noida-Greater Noida region has evolved from a satellite town into a self-sustaining urban and employment hub — 1.3m population growing at 5.4% CAGR; a corporate base spanning IT, BFSI and manufacturing; and a wide Western UP and East Delhi catchment — driving structural demand for advanced healthcare.
- Supply remains scarce: Industry experts peg the entire super-specialty bed pool at just ~4,500 for Noida, Greater Noida and neighboring Western UP, with clear under-penetration in organ transplant, robotic surgery and critical care. The market is far from oversupplied even as multiple corporates expand.
- All three listed operators are scaling up profitably: Max has lifted the Jaypee site's occupancy from 64% to 72% and monthly revenue to ~INR570m. Fortis runs a mature asset with 22% margin and 15% YoY growth rate. Medanta's greenfield facility is ramping up fast on a strong brand recall, with EBITDA losses set to narrow.
- Each operator has a distinct growth lever — Max (post-acquisition turnaround plus 100-bed brownfield add and CoE build-out), Fortis (mature, space-constrained, scouting a second site), Medanta (volume-led greenfield ramp). Doctor talent availability and rising talent costs remain the key swing factor for profitability.
- We are selectively positive on hospital stocks with a BUY rating on Medanta, Max and Fortis, as we expect the Noida scale-up to drive healthy growth in revenue/EBITDA/PAT over FY26-28.

Noida market highlights

Bed occupancy accelerating: Max, Fortis, Medanta scaling up in Noida

- After the acquisition of Jaypee Hospitals, MAXH has scaled up the occupancy from 64% to 72% at its 407-bed hospital in Noida. Revenue has increased from INR360-370m per month to INR570m per month.
- FORH's Noida hospital is a mature 400-bed facility (22 years old) running at 77-78% occupancy and making INR30m per bed per year. The YoY growth has been 15% for the past one year.
- After the commencement of a 550-bed hospital in Noida, Medanta has scaled up its revenue to ~INR200-250m by operationalizing 382 beds currently. EBITDA loss is expected to considerably reduce in the near term, driven by higher bed occupancy.
- Industry expert indicated that the total number of superspecialty beds (listed/unlisted) would be just ~4,500 catering to Noida, Greater Noida and neighboring cities in Western UP.

Why Noida: Demand higher than bed additions

- Interactions with experts and management teams indicate that there has been rapid population growth and as a result, the Noida-Greater Noida region has evolved from a satellite city into a self-sustaining urban and employment hub. The population of the region has increased at a 5.4% CAGR to 1.3m in the past five years, a much higher growth rate compared to the national average.

- Noida has become a major corporate hub with IT/ITeS, data centers, electronics and services ecosystem. Major employers include Microsoft, HCL, Samsung, Barclays and Adobe.
- From the healthcare perspective, there is an increased demand for treating lifestyle diseases like cardiac, oncology and diabetes.
- The migration is skewed toward working-age adults relocating for jobs, which front-loads demand for occupational health and maternity/pediatric care, and eventually chronic disease management as this cohort ages.
- The affordable housing in this region compared to that in Delhi/Gurgaon and lower office rentals have led corporates (even from BFSI, engineering and manufacturing) and considerable residential population to shift to the Noida-Greater Noida region.
- Interestingly, catchment from the healthcare perspective is not limited to the population of Noida but also to the population of nearby Western UP cities like Ghaziabad, Buland Shahr and Aligarh.
- Even patients from East Delhi are increasingly using healthcare services from Noida hospitals.
- In fact, there is under-penetration of advanced care services like organ transplant, robotic surgeries and critical care.
- Beyond passenger convenience through metros, Yamuna expressways and the airport, it is reshaping the region into an integrated growth corridor, with real estate growth, industrial expansion, and investment across the Yamuna Expressway region. For healthcare specifically, this enables longer-term medical tourism potential — both domestic patients flying in for treatment and, once international terminals open, inbound medical travelers — and accelerates the residential/industrial population growth that underpins baseline demand.

MEDANTA: Greenfield, but punching above its age

- Medanta onboarded all the doctors for full services from Day 1.
- It has doctors from reputed medical institutes, enabling a faster scale-up of occupancy at this site.
- While 4QFY26 ARPOB was INR80k, it is expected to trend lower due to the addition of scheme patients and insurance empanelments.
- Its average pricing is slightly lower than that of MAX/FORH. The focus is on the higher volume of patient treatment rather than pricing.
- Interestingly, while insurance empanelment is underway, patients are opting for re-imburement and utilizing the healthcare service provided by Medanta. This implies strong brand recall of Medanta in this region.
- Despite being a greenfield project, Medanta has been able to show promising operational performance at this facility since commencement.
- Interestingly, the investment is already in place to scale up operational beds to 550 to cater to rising healthcare demand in this region.

MAXH-Jaypee: Turning around the asset, lever by lever

- MAXH's ARPOB has increased from INR57k to INR67k in the past one year.
- It is currently utilizing 12 acres of the 18-acre land available at the Noida-Jaypee site. The company is currently working within the 12-acre space to add 100 beds

through the internal re-structuring over the next one year. They would be adding five OTs as well at this site.

- MAXH intends to build a center of excellence spanning cardiology, oncology, haematology & bone marrow transplant, organ transplant (Liver & Kidney), renal sciences, neurosciences, orthopaedics & spine, and mother & child / IVF.
- MAXH has been able to retain almost all doctors at this facility. Over the past one year, MAXH has worked considerably to align the culture of this facility with broader MAXH in addition to introducing specialties.
- The CONGO share is 54-55% and is expected to expand in the medium term.
- The IPD conversion from OPD is 14-15%, largely in line with the industry.

FORH: Refurbished and ready; FORH's Noida runway

- Noida hospital has posted a healthy 22% EBITDA margin. FORH has refurbished this facility and added 200 beds since Feb'23.
- FORH has not witnessed any senior doctor attrition despite few corporates scaling up the hospital set-up in the Noida region.
- Notably, the cost of talent has been increasing over the past couple of years.
- Given the space constraint, FORH would explore an alternate location to cater to rising healthcare demand in the Noida-Greater Noida region.

Our take on Noida micro market

- Our interactions with industry experts and hospital managements clearly suggest the Noida-Greater Noida region is far from an oversupply situation — despite multiple corporates establishing themselves and adding further beds — and is in fact emerging as a promising healthcare destination.
- While the physical infrastructure gap is steadily being addressed, the pool of specialist doctor talent is yet to mature fully, which could weigh on hospital profitability in the near term.
- Operators are managing this through case-mix and payor-mix optimization while fostering a supportive environment to both retain doctors and lift their efficiency.

Valuations and view

We remain selectively positive on the hospital space with BUY on Medanta (TP: INR1,490), MAXH (TP: INR1,260) and FORH (TP: INR1,140).

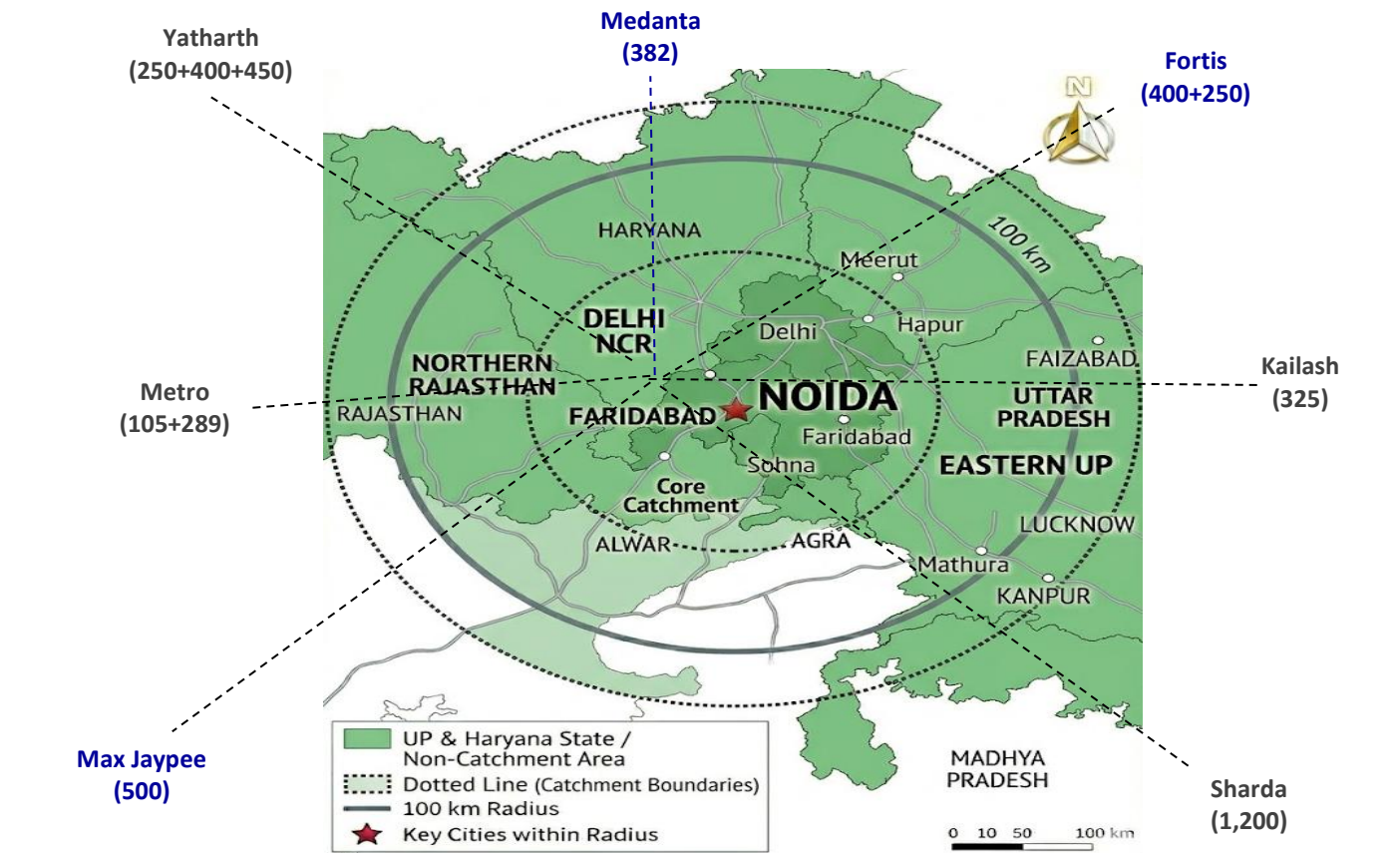
- With the Noida facility scale-up, we expect **MEDANTA** to not only deliver healthy growth in earnings over the next 2-3 years but also comfortably fund the ongoing capex through internal accruals and surplus cash available. We expect a CAGR of 11%/24%/31% in revenue/EBITDA/PAT over FY26-28.
- While **MAXH's** recent performance has been impacted by industry-level headwinds, it is implementing efforts to add beds (brownfield and greenfield) to support growth prospects and optimizing the performance of existing facilities. We expect a CAGR of 14%/15%/20% in revenue/EBITDA/PAT over FY26-28.
- After improving the operational performance under new promoters (IHH), **FORH** is well-positioned for brownfield expansion and is enhancing its Agilus brand in the diagnostic business. Overall, we expect a CAGR of 13%/17%/21% in revenue/EBITDA/PAT over FY26-28.

Exhibit 1: Hospital valuation

Companies (as per MO)	Market Cap (INR b)	CMP	FY26 (INRb)			CAGR % (FY26-28)			PE (x)			EV/EBITDA(x)		
			Sales	EBITDA	PAT	Sales	EBITDA	PAT	FY26	FY27E	FY28E	FY26	FY27E	FY28E
Apollo Hospital	1,218	8,469	252	38	20	13	16	19	62	51	44	34	28	24
Max Healthcare	1066	1095	100	26	16	14	15	20	67	52	47	41	34	31
Medanta	346	1,288	44	9	6	11	24	31	62	46	36	39	30	25
Fortis Health	737	976	91	21	11	13	17	20	70	59	48	37	31	27
Narayana	389	1,905	79	16	8	22	25	34	40	34	27	22	19	17
AsterDM	409	790	46	9	4	37	47	66	89	68	51	40	27	21
KIMS	323	806	39	8	2	27	37	69	103	76	47	37	33	25
Rainbow	147	1445	17	5	3	17	17	18	42	44	37	23	23	20
HCG	92	614	25	5	0	15	22	301	541	68	43	20	18	15
Yatharth	82	852	12	3	2	33	35	35	34	33	26	20	20	15
Jupiter	89	1358	15	3	2	20	20	21	43	39	31	25	23	18
Artemis	42	266	11	2	1	28	25	29	31	33	23	18	22	15

Source: MOFSL, Company

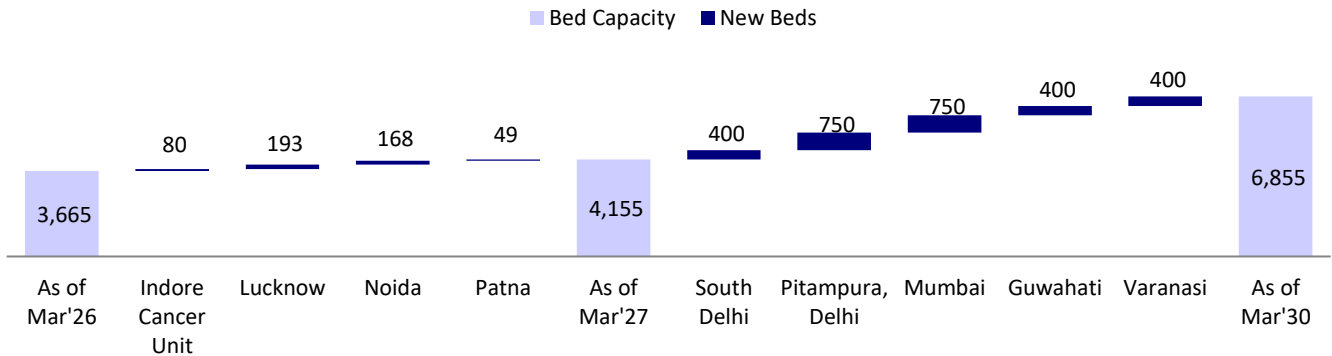
Exhibit 2: Key hospitals in Noida



Source: MOFSL, Company

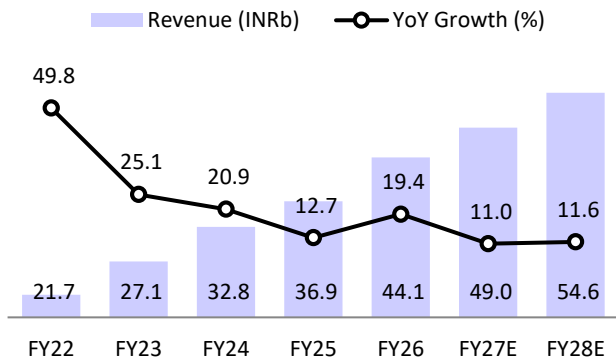
MEDANTA

Exhibit 3: Medanta's overall expansion pipeline to add ~3,200 beds by FY30



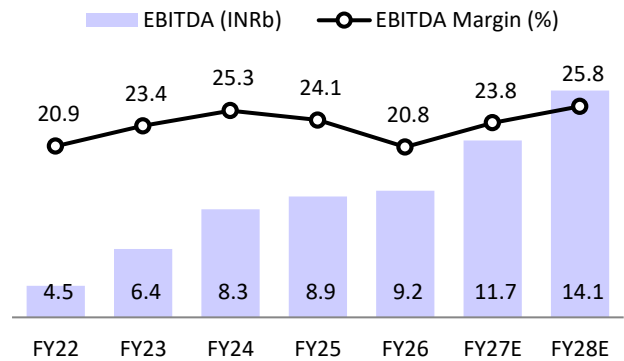
Source: MOFSL, Company

Exhibit 4: Revenue to clock 11.3% CAGR over FY26-28



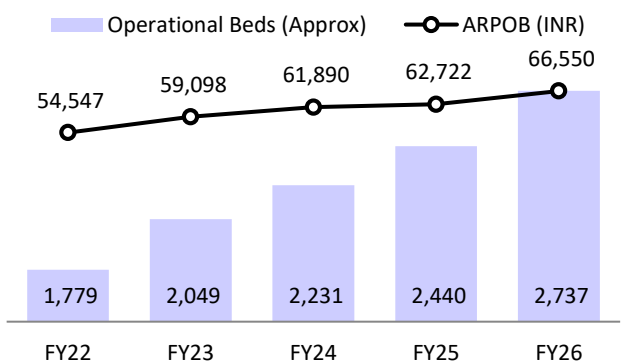
Source: MOFSL, Company

Exhibit 5: EBITDA margin to expand by 500bp over FY26-28



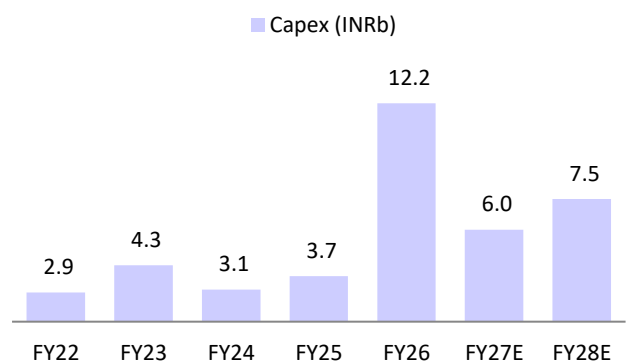
Source: MOFSL, Company

Exhibit 6: ARPOB saw 5.1% CAGR over FY22-26



Source: MOFSL, Company

Exhibit 7: Capex to be around INR13.5b over FY27-28



Source: MOFSL, Company

Exhibit 8: MEDANTA-Noida



Source: MOFSL, Company

Exhibit 9: MEDANTA-Noida




Source: MOFSL, Company

Exhibit 10: MEDANTA-Noida



Source: MOFSL, Company

Exhibit 11: MEDANTA-Noida



Source: MOFSL, Company

MAXH

Exhibit 12: MAXH's overall expansion pipeline to add 4,000+ beds by FY30

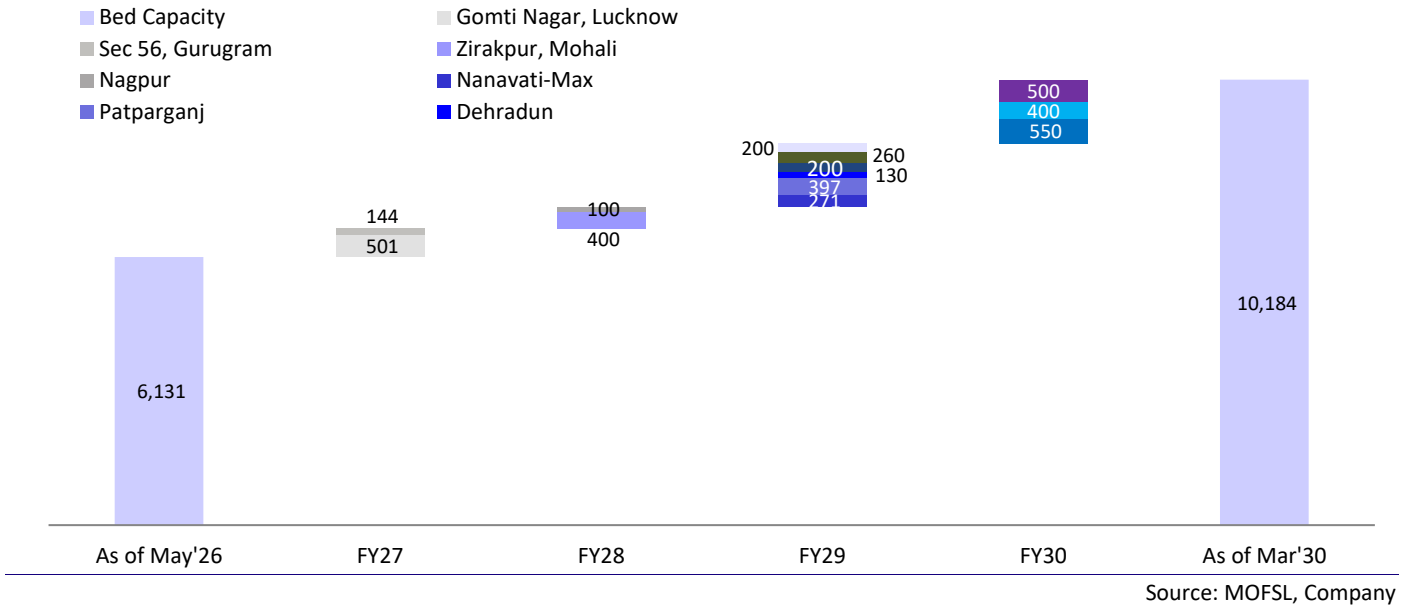


Exhibit 13: Revenue to see 14.2% CAGR over FY26-28

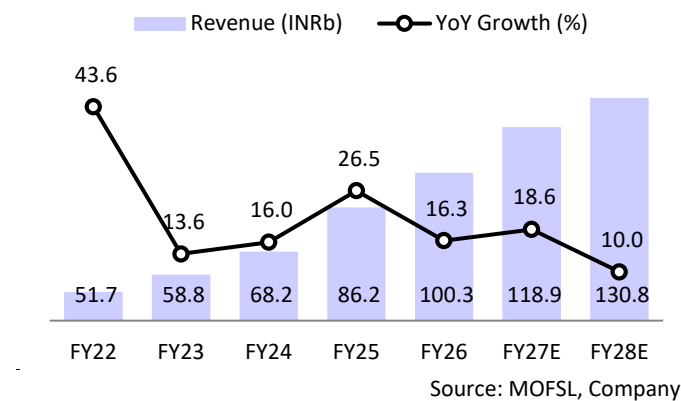


Exhibit 14: EBITDA margin to be stable over FY26-28

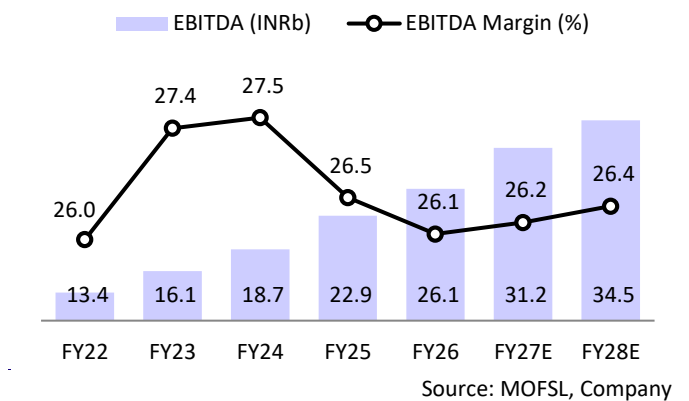


Exhibit 15: ARPOB saw 7.4% CAGR over FY22-26

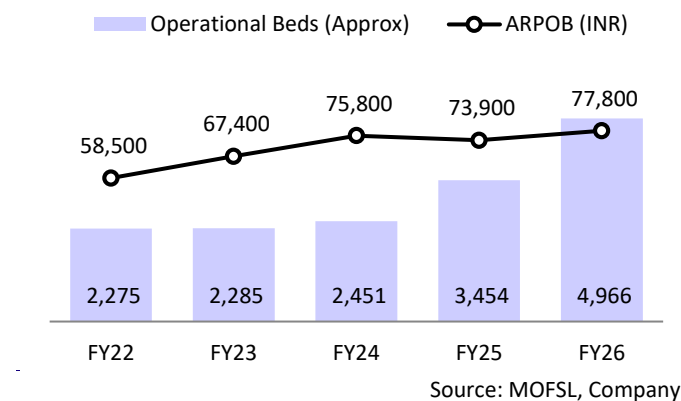


Exhibit 16: Capex to be around INR33.5b over FY27-28

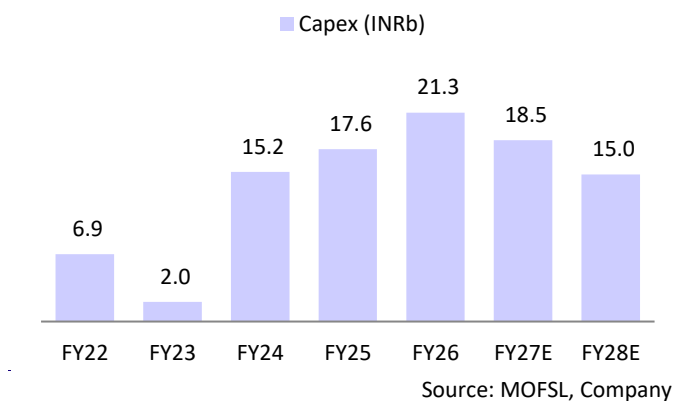


Exhibit 17: MAXH-Jaypee



Source: MOFSL, Company

Exhibit 18: MAXH-Jaypee



Source: MOFSL, Company

Exhibit 19: MAXH-Jaypee



Source: MOFSL, Company

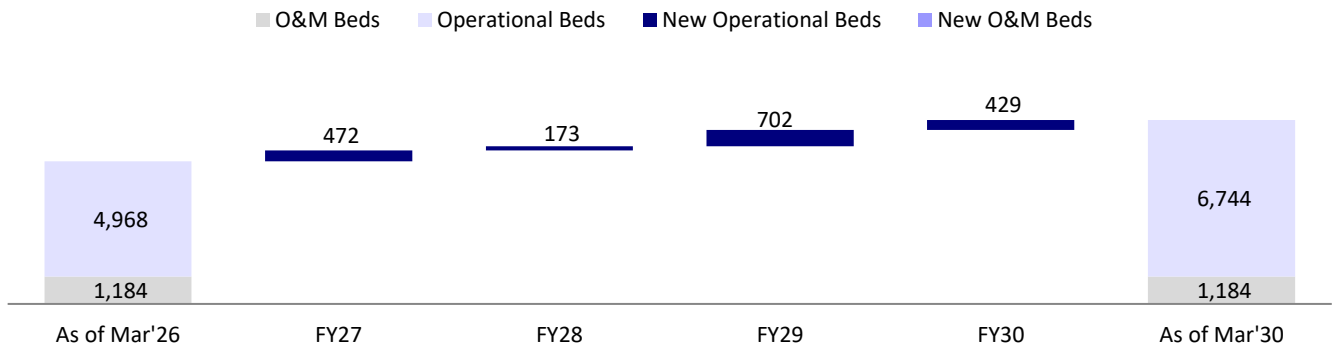
Exhibit 20: MAXH-Jaypee



Source: MOFSL, Company

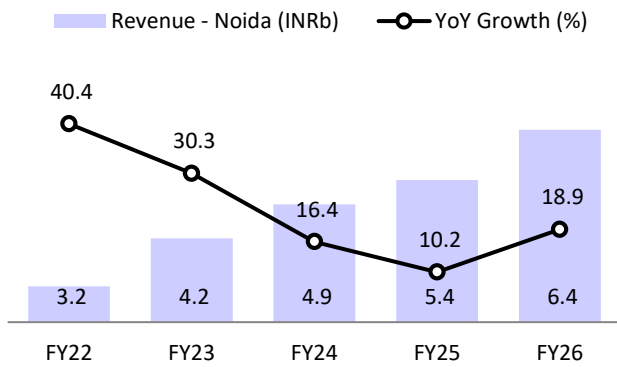
FORH

Exhibit 21: FORH's overall expansion pipeline to add ~1,800 beds by FY30



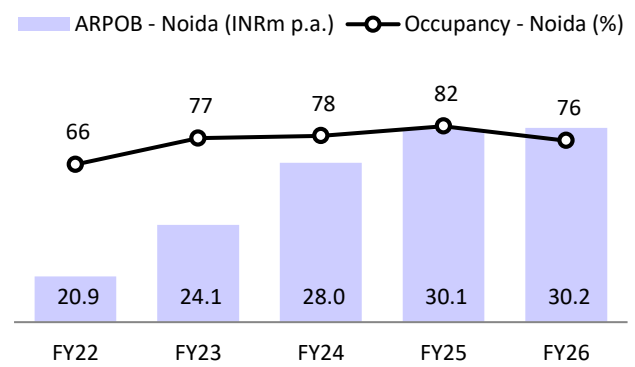
Source: MOFSL, Company

Exhibit 22: Noida-ARPOB posted 9.7% CAGR over FY22-26



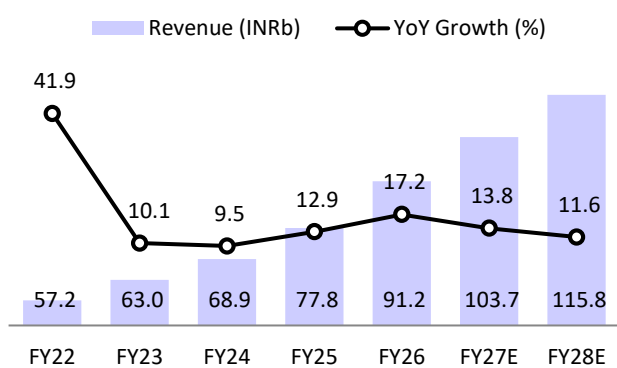
Source: MOFSL, Company

Exhibit 23: Noida-Revenue saw 18.7% CAGR over FY22-26



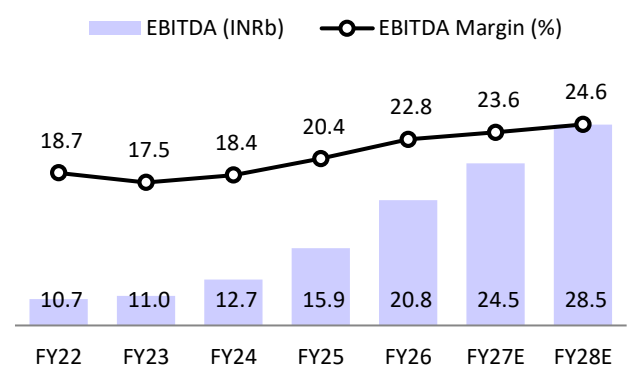
Source: MOFSL, Company

Exhibit 24: Revenue to see 12.7% CAGR over FY26-28



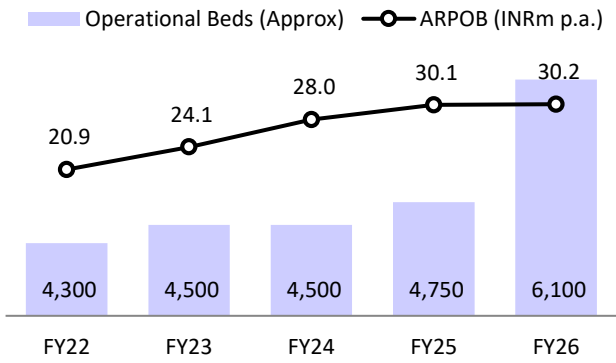
Source: MOFSL, Company

Exhibit 25: EBITDA margin to expand by 420bp over FY26-28



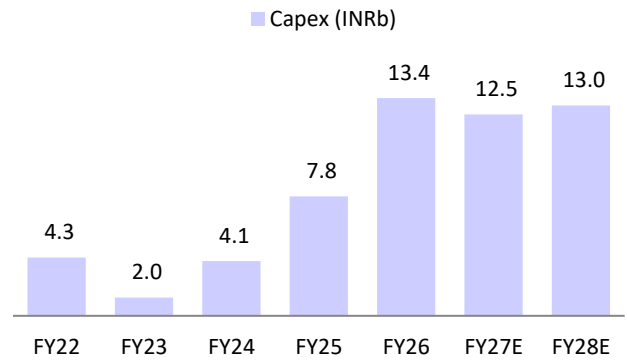
Source: MOFSL, Company

Exhibit 26: ARPOB clocked 8.6% CAGR over FY22-26



Source: MOFSL, Company

Exhibit 27: Capex to be around INR25.5b over FY27-28



Source: MOFSL, Company

Exhibit 28: FORH-Noida



Source: MOFSL, Company

Exhibit 29: FORH-Noida



Source: MOFSL, Company

Investment in securities market are subject to market risks. Read all the related documents carefully before investing.

Explanation of Investment Rating	
Investment Rating	Expected return (over 12-month)
BUY	>=15%
SELL	< - 10%
NEUTRAL	< - 10 % to 15%
UNDER REVIEW	Rating may undergo a change
NOT RATED	We have forward looking estimates for the stock but we refrain from assigning recommendation

*In case the recommendation given by the Research Analyst is inconsistent with the investment rating legend for a continuous period of 30 days, the Research Analyst shall be within following 30 days take appropriate measures to make the recommendation consistent with the investment rating legend.

Disclosures

The following Disclosures are being made in compliance with the SEBI Research Analyst Regulations 2014 (herein after referred to as the Regulations).

Motilal Oswal Financial Services Ltd. (MOFSL) is a SEBI Registered Research Analyst having registration no. INH000000412 and BSE enlistment no. 5028. MOFSL, the Research Entity (RE) as defined in the Regulations, is engaged in the business of providing Stock broking services, Depository participant services & distribution of various financial products. MOFSL is a listed public company, the details in respect of which are available on www.motilaloswal.com. MOFSL is registered with the Securities & Exchange Board of India (SEBI) and is a registered Trading Member with National Stock Exchange of India Ltd. (NSE) and Bombay Stock Exchange Limited (BSE), Multi Commodity Exchange of India Limited (MCX) and National Commodity & Derivatives Exchange Limited (NCDEX) for its stock broking activities & is Depository participant with Central Depository Services Limited (CDSL) National Securities Depository Limited (NSDL),NERL, COMRIS and CCRL and is member of Association of Mutual Funds of India (AMFI) for distribution of financial products and Insurance Regulatory & Development Authority of India (IRDA) as Corporate Agent for insurance products and is a member of Association of Portfolio Managers in India (APMI) for distribution of PMS products. Details of associate entities of Motilal Oswal Financial Services Ltd. are available on the website at <http://online.reports.motilaloswal.com/Dormant/documents/Associate%20Details.pdf>

MOFSL and its associate company(ies), their directors and Research Analyst and their relatives may; (a) from time to time, have a long or short position in, act as principal in, and buy or sell the securities or derivatives thereof of companies mentioned herein. (b) be engaged in any other transaction involving such securities and earn brokerage or other compensation or act as a market maker in the financial instruments of the company(ies) discussed herein or act as an advisor or lender/borrower to such company(ies) or may have any other potential conflict of interests with respect to any recommendation and other related information and opinions.; however the same shall have no bearing whatsoever on the specific recommendations made by the analyst(s), as the recommendations made by the analyst(s) are completely independent of the views of the associates of MOFSL even though there might exist an inherent conflict of interest in some of the stocks mentioned in the research report.

MOFSL and / or its affiliates do and seek to do business including investment banking with companies covered in its research reports. As a result, the recipients of this report should be aware that MOFSL may have a potential conflict of interest that may affect the objectivity of this report. Compensation of Research Analysts is not based on any specific merchant banking, investment banking or brokerage service transactions. Details of pending Enquiry Proceedings of Motilal Oswal Financial Services Limited are available on the website at <https://qalaxy.motilaloswal.com/ResearchAnalyst/PublishView/Litigation.aspx>. As per Regulatory requirements, Research Audit Report is uploaded on www.motilaloswal.com > MOFSL-Important Links > MOFSL Research Analyst Compliance Audit Report.

A graph of daily closing prices of securities is available at www.nseindia.com, www.bseindia.com. Research Analyst views on Subject Company may vary based on Fundamental research and Technical Research. Proprietary trading desk of MOFSL or its associates maintains arm's length distance with Research Team as all the activities are segregated from MOFSL research activity and therefore it can have an independent view with regards to Subject Company for which Research Team have expressed their views.

Regional Disclosures (outside India)

This report is not directed or intended for distribution to or use by any person or entity resident in a state, country or any jurisdiction, where such distribution, publication, availability or use would be contrary to law, regulation or which would subject MOFSL & its group companies to registration or licensing requirements within such jurisdictions.

For Hong Kong:

This report is distributed in Hong Kong by Motilal Oswal capital Markets (Hong Kong) Private Limited, a licensed corporation (CE AYY-301) licensed and regulated by the Hong Kong Securities and Futures Commission (SFC) pursuant to the Securities and Futures Ordinance (Chapter 571 of the Laws of Hong Kong) "SFO". As per SEBI (Research Analyst Regulations) 2014 Motilal Oswal Securities (SEBI Reg. No. INH000000412) has an agreement with Motilal Oswal capital Markets (Hong Kong) Private Limited for distribution of research report in Hong Kong. This report is intended for distribution only to "Professional Investors" as defined in Part I of Schedule 1 to SFO. Any investment or investment activity to which this document relates is only available to professional investor and will be engaged only with professional investors." Nothing here is an offer or solicitation of these securities, products and services in any jurisdiction where their offer or sale is not qualified or exempt from registration. The Indian Analyst(s) who compile this report is/are not located in Hong Kong & are not conducting Research Analysis in Hong Kong.

For U.S.

Motilal Oswal Financial Services Limited (MOFSL) is not a registered broker - dealer under the U.S. Securities Exchange Act of 1934, as amended (the "1934 act") and under applicable state laws in the United States. In addition MOFSL is not a registered investment adviser under the U.S. Investment Advisers Act of 1940, as amended (the "Advisers Act" and together with the 1934 Act, the "Acts"), and under applicable state laws in the United States. Accordingly, in the absence of specific exemption under the Acts, any brokerage and investment services provided by MOFSL, including the products and services described herein are not available to or intended for U.S. persons. This report is intended for distribution only to "Major Institutional Investors" as defined by Rule 15a-6(b)(4) of the Exchange Act and interpretations thereof by SEC (henceforth referred to as "major institutional investors"). This document must not be acted on or relied on by persons who are not major institutional investors. Any investment or investment activity to which this document relates is only available to major institutional investors and will be engaged in only with major institutional investors. In reliance on the exemption from registration provided by Rule 15a-6 of the U.S. Securities Exchange Act of 1934, as amended (the "Exchange Act") and interpretations thereof by the U.S. Securities and Exchange Commission ("SEC") in order to conduct business with Institutional Investors based in the U.S., MOFSL has entered into a chaperoning agreement with a U.S. registered broker-dealer, Motilal Oswal Securities International Private Limited. ("MOSIPL"). Any business interaction pursuant to this report will have to be executed within the provisions of this chaperoning agreement.

The Research Analysts contributing to the report may not be registered /qualified as research analyst with FINRA. Such research analyst may not be associated persons of the U.S. registered broker-dealer, MOSIPL, and therefore, may not be subject to NASD rule 2711 and NYSE Rule 472 restrictions on communication with a subject company, public appearances and trading securities held by a research analyst account.

For Singapore

In Singapore, this report is being distributed by Motilal Oswal Capital Markets (Singapore) Pte. Ltd. ("MOCMSPL") (UEN 201129401Z), which is a holder of a capital markets services license and an exempt financial adviser in Singapore. This report is distributed solely to persons who (a) qualify as "institutional investors" as defined in section 4A(1)(c) of the Securities and Futures Act of Singapore ("SFA") or (b) are considered "accredited investors" as defined in section 2(1) of the Financial Advisers Regulations of Singapore read with section 4A(1)(a) of the SFA. Accordingly, if a recipient is neither an "institutional investor" nor an "accredited investor", they must immediately discontinue any use of this Report and inform MOCMSPL.

In respect of any matter arising from or in connection with the research you could contact the following representatives of MOCMSPL. In case of grievances for any of the services rendered by MOCMSPL write to grievances@motilaloswal.com.

Nainesh Rajani

Email: nainesh.rajani@motilaloswal.com

Contact: (+65) 8328 0276

Specific Disclosures

- Research Analyst and/or his/her relatives do not have a financial interest in the subject company(ies), as they do not have equity holdings in the subject company(ies). MOFSL has financial interest in the subject company(ies) at the end of the week immediately preceding the date of publication of the Research Report: Yes.
Nature of Financial interest is holding equity shares or derivatives of the subject company
- Research Analyst and/or his/her relatives do not have actual/beneficial ownership of 1% or more securities in the subject company(ies) at the end of the month immediately preceding the date of publication of Research Report.
MOFSL has actual/beneficial ownership of 1% or more securities of the subject company(ies) at the end of the month immediately preceding the date of publication of Research Report:No
- Research Analyst and/or his/her relatives have not received compensation/other benefits from the subject company(ies) in the past 12 months.
MOFSL may have received compensation from the subject company(ies) in the past 12 months.
- Research Analyst and/or his/her relatives do not have material conflict of interest in the subject company at the time of publication of research report.
MOFSL does not have material conflict of interest in the subject company at the time of publication of research report.
- Research Analyst has not served as an officer, director or employee of subject company(ies).
- MOFSL has not acted as a manager or co-manager of public offering of securities of the subject company in past 12 months.
- MOFSL has not received compensation for investment banking /merchant banking/brokerage services from the subject company(ies) in the past 12 months.
- MOFSL may have received any compensation for products or services other than investment banking or merchant banking or brokerage services from the subject company(ies) in the past 12 months.
- MOFSL may have received compensation or other benefits from the subject company(ies) or third party in connection with the research report.
- MOFSL has not engaged in market making activity for the subject company.

The associates of MOFSL may have:

- financial interest in the subject company
- actual/beneficial ownership of 1% or more securities in the subject company at the end of the month immediately preceding the date of publication of the Research Report or date of the public appearance.
- received compensation/other benefits from the subject company in the past 12 months
- any other potential conflict of interests with respect to any recommendation and other related information and opinions.; however the same shall have no bearing whatsoever on the specific recommendations made by the analyst(s), as the recommendations made by the analyst(s) are completely independent of the views of the associates of MOFSL even though there might exist an inherent conflict of interest in some of the stocks mentioned in the research report.
- acted as a manager or co-manager of public offering of securities of the subject company in past 12 months
- be engaged in any other transaction involving such securities and earn brokerage or other compensation or act as a market maker in the financial instruments of the company(ies) discussed herein or act as an advisor or lender/borrower to such company(ies)
- received compensation from the subject company in the past 12 months for investment banking / merchant banking / brokerage services or from other than said services.
- Served subject company as its clients during twelve months preceding the date of distribution of the research report.

The associates of MOFSL has not received any compensation or other benefits from third party in connection with the research report

Above disclosures include beneficial holdings lying in demat account of MOFSL which are opened for proprietary investments only. While calculating beneficial holdings, It does not consider demat accounts which are opened in name of MOFSL for other purposes (i.e holding client securities, collaterals, error trades etc.). MOFSL also earns DP income from clients which are not considered in above disclosures.

Analyst Certification

The views expressed in this research report accurately reflect the personal views of the analyst(s) about the subject securities or issues, and no part of the compensation of the research analyst(s) was, is, or will be directly or indirectly related to the specific recommendations and views expressed by research analyst(s) in this report.

Terms & Conditions:

This report has been prepared by MOFSL and is meant for sole use by the recipient and not for circulation. The report and information contained herein is strictly confidential and may not be altered in any way, transmitted to, copied or distributed, in part or in whole, to any other person or to the media or reproduced in any form, without prior written consent of MOFSL. The report is based on the facts, figures and information that are considered true, correct, reliable and accurate. The intent of this report is not recommendatory in nature. The information is obtained from publicly available media or other sources believed to be reliable. Such information has not been independently verified and no guaranty, representation of warranty, express or implied, is made as to its accuracy, completeness or correctness. All such information and opinions are subject to change without notice. The report is prepared solely for informational purpose and does not constitute an offer document or solicitation of offer to buy or sell or subscribe for securities or other financial instruments for the clients. Though disseminated to all the customers simultaneously, not all customers may receive this report at the same time. MOFSL will not treat recipients as customers by virtue of their receiving this report.

Disclaimer:

The report and information contained herein is strictly confidential and meant solely for the selected recipient and may not be altered in any way, transmitted to, copied or distributed, in part or in whole, to any other person or to the media or reproduced in any form, without prior written consent. This report and information herein is solely for informational purpose and may not be used or considered as an offer document or solicitation of offer to buy or sell or subscribe for securities or other financial instruments. Nothing in this report constitutes investment, legal, accounting and tax advice or a representation that any investment or strategy is suitable or appropriate to your specific circumstances. The securities discussed and opinions expressed in this report may not be suitable for all investors, who must make their own investment decisions, based on their own investment objectives, financial positions and needs of specific recipient. This may not be taken in substitution for the exercise of independent judgment by any recipient. Each recipient of this document should make such investigations as it deems necessary to arrive at an independent evaluation of an investment in the securities of companies referred to in this document (including the merits and risks involved), and should consult its own advisors to determine the merits and risks of such an investment. The investment discussed or views expressed may not be suitable for all investors. Certain transactions -including those involving futures, options, another derivative products as well as non-investment grade securities - involve substantial risk and are not suitable for all investors. No representation or warranty, express or implied, is made as to the accuracy, completeness or fairness of the information and opinions contained in this document. The Disclosures of Interest Statement incorporated in this document is provided solely to enhance the transparency and should not be treated as endorsement of the views expressed in the report. This information is subject to change without any prior notice. The Company reserves the right to make modifications and alternations to this statement as may be required from time to time without any prior approval. MOFSL, its associates, their directors and the employees may from time to time, effect or have effected an own account transaction in, or deal as principal or agent in or for the securities mentioned in this document. They may perform or seek to perform investment banking or other services for, or solicit investment banking or other business from, any company referred to in this report. Each of these entities functions as a separate, distinct and independent of each other. The recipient should take this into account before interpreting the document. This report has been prepared on the basis of information that is already available in publicly accessible media or developed through analysis of MOFSL. The views expressed are those of the analyst, and the Company may or may not subscribe to all the views expressed therein. This document is being supplied to you solely for your information and may not be reproduced, redistributed or passed on, directly or indirectly, to any other person or published, copied, in whole or in part, for any purpose. This report is not directed or intended for distribution to, or use by, any person or entity who is a citizen or resident of or located in any locality, state, country or other jurisdiction, where such distribution, publication, availability or use would be contrary to law, regulation or which would subject MOFSL to any registration or licensing requirement within such jurisdiction. The securities described herein may or may not be eligible for sale in all jurisdictions or to certain category of investors. Persons in whose possession this document may come are required to inform themselves of and to observe such restriction. Neither the Firm, nor its directors, employees, agents or representatives shall be liable for any damages whether direct or indirect, incidental, special or consequential including lost revenue or lost profits that may arise from or in connection with the use of the information. The person accessing this information specifically agrees to exempt MOFSL or any of its affiliates or employees from, any and all responsibility/liability arising from such misuse and agrees not to hold MOFSL or any of its affiliates or employees responsible for any such misuse and further agrees to hold MOFSL or any of its affiliates or employees free and harmless from all losses, costs, damages, expenses that may be suffered by the person accessing this information due to any errors and delays.

This report is meant for the clients of Motilal Oswal only.

Investment in securities market are subject to market risks. Read all the related documents carefully before investing.

Registration granted by SEBI, enlistment as RA with Exchange and certification from NISM in no way guarantee performance of the intermediary or provide any assurance of returns to investors

Registered Office Address: Motilal Oswal Tower, Rahimtullah Sayani Road, Opposite Parel ST Depot, Prabhadevi, Mumbai-400025; Tel No.: 022 - 71934200 / 71934263; www.motilaloswal.com. Correspondence Address: Palm Spring Centre, 2nd Floor, Palm Court Complex, New Link Road, Malad (West), Mumbai- 400 064. Tel No: 022 71881000. Details of Compliance Officer: Neeraj Agarwal, Email Id: na@motilaloswal.com, Contact No.:022-40548085.

Grievance Redressal Cell:

Contact Person	Contact No.	Email ID
Ms. Hemangi Date	022 40548000 / 022 67490600	query@motilaloswal.com
Ms. Kumud Upadhyay	022 40548082	servicehead@motilaloswal.com
Mr. Ajay Menon	022 40548083	am@motilaloswal.com
Mr. Neeraj Agarwal	022 40548085	na@motilaloswal.com
Mr. Siddhartha Khemka	022 50362452	po.research@motilaloswal.com

Registration details of group entities.: Motilal Oswal Financial Services Ltd. (MOFSL): INZ000158836 (BSE/NSE/MCX/NCDEX); CD SL and NSDL: IN-DP-16-2015; Research Analyst: INH000000412, BSE enlistment no. 5028, AMFI registered Mutual Fund Distributor and SIF Distributor: ARN : 146822. IRDA Corporate Agent – CA0579, APMI: APRN00233. Motilal Oswal Financial Services Ltd. is a distributor of Mutual Funds, PMS, Fixed Deposit, Insurance, Bond, NCDs and IPO products.

Customer having any query/feedback/ clarification may write to query@motilaloswal.com. In case of grievances for any of the services rendered by Motilal Oswal Financial Services Limited (MOFSL) write to grievances@motilaloswal.com, for DP to dpgrievances@motilaloswal.com.