

Economy | Macro-Cap

India's BoP outlook improves

- **Key Takeaway:** The monetary policy announced last Friday (5th June [link](#)) marked a significant policy turnaround, given its impact on foreign capital inflows. The RBI announced a series of measures to attract foreign capital inflows, including:
 - Absorbing the hedging cost on fresh FCNR (B) deposits. These deposits are mostly exempted from the cash reserve ratio (CRR) and statutory liquidity ratio (SLR) requirements, which is positive for both bank liquidity and credit offtake;
 - Enabling banks to offer attractive deposit rates to NRIs;
 - Encouraging PSUs to tap external commercial borrowings;
- Simultaneously, the government reduced withholding tax from 20% to 0%, significantly benefiting debt investors, who will now have access to a wider range of investible securities that were previously unavailable to them.
- The RBI and government measures are likely to garner close to USD75-80b in capital inflows in FY27. Further upside could materialize if India gets listed on a global bond index, which could lead to passive inflows of an additional USD15-20b, depending on India's weight in the index.
- The implications for India's balance of payments account and, consequently, the rupee outlook are substantial.
- Based on an assumed oil price of USD95pb in FY27, the capital account is now expected to post a surplus of USD80pb, compared to expectations of a deficit prior to the policy announcement. While the current account is still projected to remain above 2% of GDP or USD87b in FY27, the capital account is expected to offset most of this shortfall.
- India could now move close to a neutral BoP position in FY27 ((-)USD0.6b or 0.2% of GDP deficit). This materially changes the short-term outlook for the rupee.
- Assuming the Iran war is nearing its end, the rupee is likely to trade with an appreciation bias toward the 93 level over the next three to four months. Over the next 12 months, however, concerns around India's twin deficits—the current and fiscal account deficits—and the continued strength of the US dollar are likely to resurface, exerting depreciation pressure on the rupee toward the 96 level, as against the earlier street expectation of 98-99.

Exhibit 1: FY27 BoP projections

	Annual BoP (USD bn)				
	FY23	FY24	FY25	FY26 Oil@69	FY27 Oil@95
Trade Balance	-265	-245	-287	-337	-424
(as % of GDP)	-8.2	-7.0	-7.6	-8.6	-10.3
Merchandise Exports	456	441	442	446	461
Oil Exports	85	84	62	56	67
Non-oil Exports	366	353	376	386	394
Merchandise Imports	721	686	729	783	886
Oil Imports	203	179	188	174	226
Gold Imports	35	46	63	72	81
Non-oil-non-gold imports	478	450	401	526	579
Invisibles	198	219	264	312	338
Services	143	163	189	217	245
Transfers	101	106	123	144	143
Income	-46	-50	-48	-48	-50
Current Account	-67.1	-26.1	-23.1	-25.4	-87
(as % of GDP)	-2.1	-0.7	-0.6	-0.6	-2.1
FDI	28.0	10.1	1.0	6.7	10
Portfolio	-5.2	44.1	3.6	-16.4	10
Loans	8.3	6.6	29.3	27.4	50
External Assistance	5.5	7.5	6.3	3	5
Commercial Borrowings	-3.8	0.0	15.9	11	40
Short Term Credit to India	6.5	-0.8	7.2	14	5
Banking Capital	21.0	40.5	-9.8	6	15
Others	6.9	-11.9	-7.4	-23	-5
Capital Account	58.9	89.5	16.6	1.9	80.0
(as % of GDP)	1.8	2.6	0.4	0.0	2.0
Overall BoP	-9.1	63.7	-5.0	-23.6	-6.7
(as % of GDP)	-0.3	1.8	-0.1	-0.6	-0.2

Radhika Piplani – Research Analyst (Radhika.Piplani@motilaloswal.com)

Tanisha Ladha – Research Analyst (Tanisha.Ladha@MotilalOswal.com)

Investors are advised to refer through important disclosures made at the last page of the Research Report. Motilal Oswal research is available on www.motilaloswal.com/Institutional-Equities, Bloomberg, Thomson Reuters, Factset and S&P Capital.

Exhibit 2: India's CAB stood at 0.7% of GDP (surplus) in 4QFY26

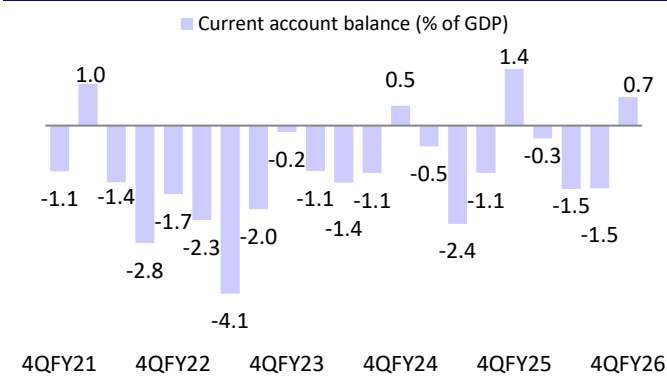
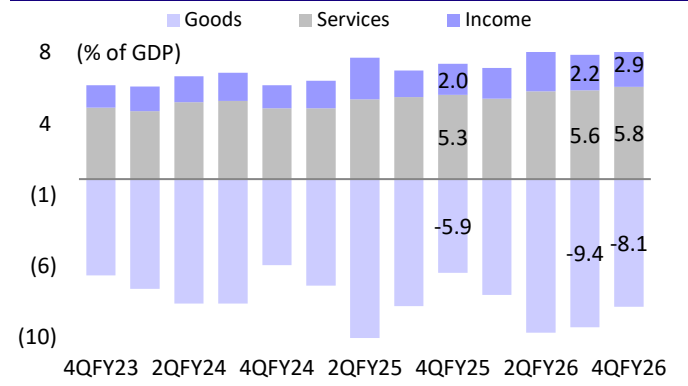


Exhibit 3: Goods trade deficit reduced to 8.1% of GDP in 4Q from 9.4% of GDP in 3QFY26



Source: RBI, CEIC, MOFSL

Exhibit 4: Goods exports contracted, while import growth remained strong

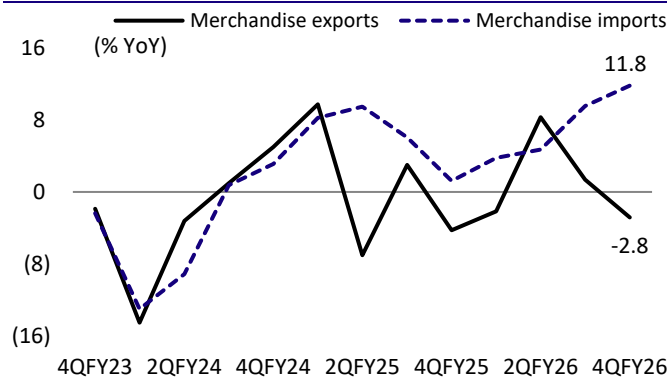
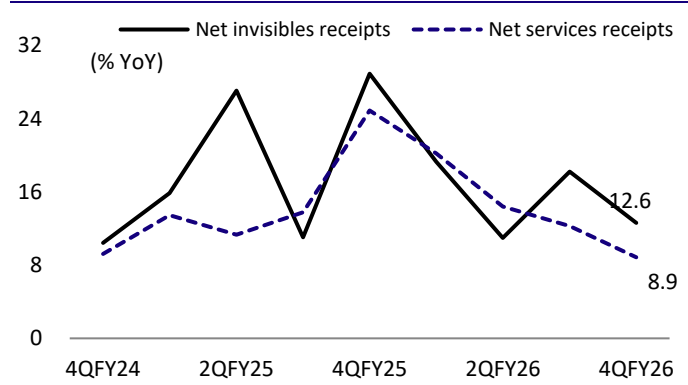


Exhibit 5: Net invisible receipts growth decreased to 12.6% in 4QFY26 from 18.2% in 3QFY26



Source: RBI, CEIC, MOFSL

Exhibit 6: CAS, excluding gold and petroleum products, increased to 5.4% of GDP in 4QFY26

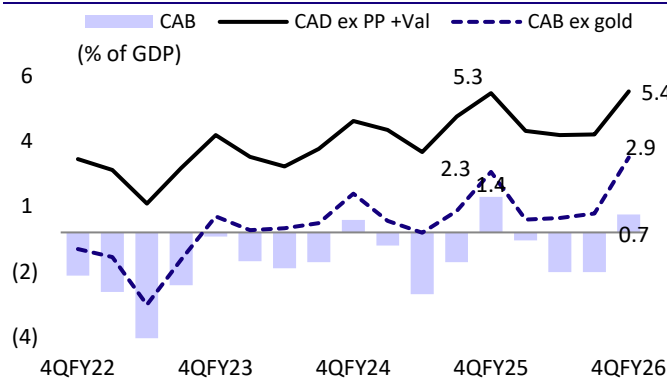
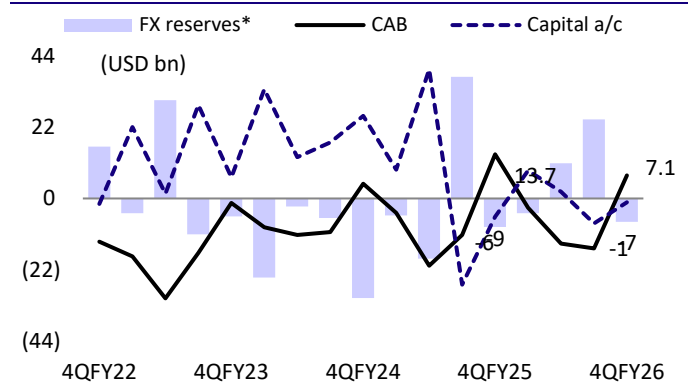


Exhibit 7: Capital account flows improved in 4QFY26



*(-) implies accretion to reserves, (+) implies withdrawal (reduction)

Note: PP implies petroleum products, Val implies valuables; Source: RBI, CEIC, MOFSL

Exhibit 8: Key components of India's BoP (in USD b, unless specified otherwise)

	4QFY25	3QFY26	4QFY26
Current account balance (CAB)	13.7	-15.5	7.1
% of GDP	1.4	-1.5	0.7
Merchandise trade balance	-59.3	-95.9	-83.4
% of GDP	-5.9	-9.4	-8.1
Of which:			
Oil balance	-30.2	-31.0	-26.2
Gold balance	-7.2	-24.8	-24.2
Services balance	53.3	57.5	60.4
% of GDP	5.3	5.6	5.8
Income balance	19.7	22.9	30.2
% of GDP	2.0	2.2	2.9
Financial account	-5.6	-7.7	-1.2
Net FDI	0.4	-3.7	4.2
Net FPI	-5.9	-0.2	-12.0
Foreign exchange reserves*	-8.8	24.4	-7.2
% of GDP	-0.9	2.4	-0.7
Memo: CAB excl. gold and oil	51.1	40.4	57.5
% of GDP	5.1	3.9	5.6
GDP	1,002	1,023	1,035

Source: RBI, CEIC, MOFSL

* (-) implies accretion/(+) implies withdrawal

Overview of FY26

- India's external sector remained resilient in FY26 despite a sharp widening in the merchandise trade deficit. The current account deficit (CAD) remained contained at USD25.4b (0.6% of GDP) in FY26, only marginally higher than USD23.1b (0.6% of GDP) in FY25. The merchandise trade deficit widened significantly to USD337.3b (8.6% of GDP) from USD287.2b (7.6% of GDP) in FY25, reflecting stronger import growth (7.5% YoY) and subdued merchandise export growth (0.9% YoY). However, the impact of the wider trade deficit was largely offset by robust growth in invisibles. Net services receipts increased by 18.2% in FY26 to USD216.6b, while net transfer receipts rose to USD143.5b in FY26 from USD123.4b in FY25, supported by strong remittance inflows. **Consequently, India's CAD remained among the lowest in major emerging markets despite the challenging global environment.**
- The resilience of the current account was particularly evident in 4QFY26, when India recorded a current account surplus of USD7.1b (0.7% of GDP), compared to a deficit of USD15.5b (1.5% of GDP) in 3QFY26. However, the merchandise trade deficit widened sharply to USD83.4b (8.1% of GDP) in 4QFY26 from USD59.3b (5.9% of GDP) in 4QFY25, though better than a deficit of USD95.9b in 3QFY26 (9.4% of GDP). Strong services exports and remittance inflows compensated for the deterioration in goods trade. Net services receipts increased to USD60.4b (5.8% of GDP) from USD53.3b (5.3% of GDP) in 4QFY25, supported by growth in software services, travel, insurance, and professional services exports. Net transfer receipts also rose by nearly 10% to USD41.2b driven by a strong increase in inward remittances.
- Despite the favorable current account performance, India's capital account weakened considerably during FY26. Net FPI flows turned into an outflow of USD16.4b in FY26 (outflow of USD12b in 4QFY26 alone), compared to an inflow of USD3.6b in FY25, reflecting global risk aversion, elevated US bond yields, and geopolitical uncertainties. NRI deposits and ECB inflows also moderated during the year, leading to a sharp decline in the capital account surplus. However, in 4QFY26, FDI inflows improved to USD4.2b from USD0.4b in 4QFY25 and an outflow of USD3.7b in 3QFY26, partially offsetting higher FPI outflows of USD12b during 4QFY26.
- As a result, India's overall BoP recorded a deficit of USD23.6b in FY26, compared with a deficit of USD5b in FY25, largely due to weaker capital inflows. Nevertheless, the strong current account performance in the final quarter (surplus of USD7.1b), coupled with RBI dollar-rupee swap operations, helped India record a BoP surplus of USD7.2b in 4QFY26, providing some support to foreign exchange reserves at the end of the fiscal year.

Review of FY27

- **Merchandise trade deficit:** The external environment is expected to become more challenging. We assume an average Brent crude oil price of USD95/bbl in FY27, compared with an average of USD69/bbl in FY26, which is expected to increase India's oil import bill to USD226b from USD174b. Consequently, the merchandise trade deficit is projected to widen sharply to USD424b (10.3% of GDP) from USD337b (8.6% of GDP) in FY26. While merchandise exports are expected to grow modestly by 3.4%, much of the increase is likely to be driven by petroleum exports, with non-oil exports remaining relatively subdued amid a challenging global trade environment. On the other hand, imports are likely to remain strong, printing a growth of 13% in FY27, with majority of the increase led by oil imports (30% YoY in FY27).
- **Services sector outlook:** The deterioration in the trade balance is expected to be partly offset by stronger invisibles. Net services receipts are projected to rise to USD245b (6% of GDP) in FY27 from USD217b in FY26, while remittances are expected to remain strong at around USD143b. Consequently, net invisibles are estimated to increase to USD338b (8.2% of GDP) from USD312b (8.0% of GDP) in FY26.
- **CAD & BoP outlook:** The strength in the services sector is unlikely to fully offset the sharp increase in the oil-driven trade deficit. As a result, we expect CAD to widen to USD87b (2.1% of GDP) in FY27 from USD25.4b (0.6% of GDP) in FY26. Nevertheless, the deficit now appears more manageable, following the RBI's and the government's policy announcement last week.
- Consequently, despite a significantly wider current account deficit, we expect the capital account surplus to recover sharply to around USD80b (2.0% of GDP) in FY27 from just USD1.9b (0.05% of GDP) in FY26. Stronger debt inflows, higher ECB borrowings, FCNR(B) deposits, and a recovery in portfolio flows should substantially cushion the impact of higher crude oil prices on the external account. As a result, we believe that the overall BoP deficit is likely to narrow to USD6.7b (0.2% of GDP) in FY27, significantly lower than the deficit that could have emerged under a high oil price environment without the recent policy measures.

Rupee outlook

- The outlook for the rupee has improved meaningfully following the recent measures announced by the RBI and the government. Prior to these announcements, sustained crude oil prices near USD95/bbl, a wider current account deficit, and subdued capital inflows could have pushed the rupee closer to the 98-99/USD level during FY27. The package of measures aimed at attracting foreign capital is expected to generate incremental inflows of around USD75-80, while any future inclusion of additional Indian government securities in major global bond indices could potentially bring another USD15-20b of passive inflows. These flows should substantially improve India's external financing position and reduce pressure on the currency.
- The rupee had weakened sharply during April and May 2026, reaching a low of 96.8/USD on 20th May amid concerns over rising crude oil prices, widening trade deficits, and persistent foreign portfolio outflows. However, the currency has since recovered around 1.3% from its lows as of 9th June 2026 and has averaged around 94.7/USD during 1QFY27 (April–9 June 2026).
- Consequently, we now expect the rupee to average around 96/USD in FY27, stronger than our earlier expectation prior to the recent policy announcements. While elevated crude oil prices and a wider current account deficit are likely to keep the rupee on a gradual weakening trajectory over the course of the year, stronger capital inflows, a more favorable balance of payments outlook, sizeable foreign exchange reserves, and continued RBI intervention should help prevent a disorderly depreciation. Key risks continue to remain the US dollar appreciation and rate hike scenario, geopolitical developments, and crude oil prices movement.

Investment in securities market are subject to market risks. Read all the related documents carefully before investing.

Explanation of Investment Rating	
Investment Rating	Expected return (over 12-month)
BUY	>=15%
SELL	< - 10%
NEUTRAL	< - 10 % to 15%
UNDER REVIEW	Rating may undergo a change
NOT RATED	We have forward looking estimates for the stock but we refrain from assigning recommendation

*In case the recommendation given by the Research Analyst is inconsistent with the investment rating legend for a continuous period of 30 days, the Research Analyst shall be within following 30 days take appropriate measures to make the recommendation consistent with the investment rating legend.

Disclosures

The following Disclosures are being made in compliance with the SEBI Research Analyst Regulations 2014 (herein after referred to as the Regulations).

Motilal Oswal Financial Services Ltd. (MOFSL) is a SEBI Registered Research Analyst having registration no. INH00000412 and BSE enlistment no. 5028. MOFSL, the Research Entity (RE) as defined in the Regulations, is engaged in the business of providing Stock broking services, Depository participant services & distribution of various financial products. MOFSL is a listed public company, the details in respect of which are available on www.motilaloswal.com. MOFSL is registered with the Securities & Exchange Board of India (SEBI) and is a registered Trading Member with National Stock Exchange of India Ltd. (NSE) and Bombay Stock Exchange Limited (BSE), Multi Commodity Exchange of India Limited (MCX) and National Commodity & Derivatives Exchange Limited (NCDEX) for its stock broking activities & is Depository participant with Central Depository Services Limited (CDSL), National Securities Depository Limited (NSDL), NERL, COMRIS and CCRL and is member of Association of Mutual Funds of India (AMFI) for distribution of financial products and Insurance Regulatory & Development Authority of India (IRDA) as Corporate Agent for insurance products and is a member of Association of Portfolio Managers in India (APMI) for distribution of PMS products. Details of associate entities of Motilal Oswal Financial Services Ltd. are available on the website at <http://onlinereports.motilaloswal.com/Dormant/documents/Associate%20Details.pdf>

MOFSL and its associate company(ies), their directors and Research Analyst and their relatives may; (a) from time to time, have a long or short position in, act as principal in, and buy or sell the securities or derivatives thereof of companies mentioned herein. (b) be engaged in any other transaction involving such securities and earn brokerage or other compensation or act as a market maker in the financial instruments of the company(ies) discussed herein or act as an advisor or lender/borrower to such company(ies) or may have any other potential conflict of interests with respect to any recommendation and other related information and opinions.; however the same shall have no bearing whatsoever on the specific recommendations made by the analyst(s), as the recommendations made by the analyst(s) are completely independent of the views of the associates of MOFSL even though there might exist an inherent conflict of interest in some of the stocks mentioned in the research report.

MOFSL and / or its affiliates do and seek to do business including investment banking with companies covered in its research reports. As a result, the recipients of this report should be aware that MOFSL may have a potential conflict of interest that may affect the objectivity of this report. Compensation of Research Analysts is not based on any specific merchant banking, investment banking or brokerage service transactions. Details of pending Enquiry Proceedings of Motilal Oswal Financial Services Limited are available on the website at <https://galaxy.motilaloswal.com/ResearchAnalyst/PublishViewLitigation.aspx>. As per Regulatory requirements, Research Audit Report is uploaded on www.motilaloswal.com > MOFSL-Important Links > MOFSL Research Analyst Compliance Audit Report.

A graph of daily closing prices of securities is available at www.nseindia.com, www.bseindia.com. Research Analyst views on Subject Company may vary based on Fundamental research and Technical Research. Proprietary trading desk of MOFSL or its associates maintains arm's length distance with Research Team as all the activities are segregated from MOFSL research activity and therefore it can have an independent view with regards to Subject Company for which Research Team have expressed their views.

Regional Disclosures (outside India)

This report is not directed or intended for distribution to or use by any person or entity resident in a state, country or any jurisdiction, where such distribution, publication, availability or use would be contrary to law, regulation or which would subject MOFSL & its group companies to registration or licensing requirements within such jurisdictions.

For Hong Kong:

This report is distributed in Hong Kong by Motilal Oswal capital Markets (Hong Kong) Private Limited, a licensed corporation (CE AYY-301) licensed and regulated by the Hong Kong Securities and Futures Commission (SFC) pursuant to the Securities and Futures Ordinance (Chapter 571 of the Laws of Hong Kong) "SFO". As per SEBI (Research Analyst Regulations) 2014 Motilal Oswal Securities (SEBI Reg. No. INH00000412) has an agreement with Motilal Oswal capital Markets (Hong Kong) Private Limited for distribution of research report in Hong Kong. This report is intended for distribution only to "Professional Investors" as defined in Part I of Schedule 1 to SFO. Any investment or investment activity to which this document relates is only available to professional investor and will be engaged only with professional investors." Nothing here is an offer or solicitation of these securities, products and services in any jurisdiction where their offer or sale is not qualified or exempt from registration. The Indian Analyst(s) who compile this report is/are not located in Hong Kong & are not conducting Research Analysis in Hong Kong.

For U.S.

Motilal Oswal Financial Services Limited (MOFSL) is not a registered broker - dealer under the U.S. Securities Exchange Act of 1934, as amended (the "1934 act") and under applicable state laws in the United States. In addition MOFSL is not a registered investment adviser under the U.S. Investment Advisers Act of 1940, as amended (the "Advisers Act" and together with the 1934 Act, the "Acts"), and under applicable state laws in the United States. Accordingly, in the absence of specific exemption under the Acts, any brokerage and investment services provided by MOFSL, including the products and services described herein are not available to or intended for U.S. persons. This report is intended for distribution only to "Major Institutional Investors" as defined by Rule 15a-6(b)(4) of the Exchange Act and interpretations thereof by SEC (henceforth referred to as "major institutional investors"). This document must not be acted on or relied on by persons who are not major institutional investors. Any investment or investment activity to which this document relates is only available to major institutional investors and will be engaged in only with major institutional investors. In reliance on the exemption from registration provided by Rule 15a-6 of the U.S. Securities Exchange Act of 1934, as amended (the "Exchange Act") and interpretations thereof by the U.S. Securities and Exchange Commission ("SEC") in order to conduct business with Institutional Investors based in the U.S., MOFSL has entered into a chaperoning agreement with a U.S. registered broker-dealer, Motilal Oswal Securities International Private Limited. ("MOSIPL"). Any business interaction pursuant to this report will have to be executed within the provisions of this chaperoning agreement.

The Research Analysts contributing to the report may not be registered /qualified as research analyst with FINRA. Such research analyst may not be associated persons of the U.S. registered broker-dealer, MOSIPL, and therefore, may not be subject to NASD rule 2711 and NYSE Rule 472 restrictions on communication with a subject company, public appearances and trading securities held by a research analyst account.

For Singapore

In Singapore, this report is being distributed by Motilal Oswal Capital Markets (Singapore) Pte. Ltd. ("MOCMSPL") (UEN 201129401Z), which is a holder of a capital markets services license and an exempt financial adviser in Singapore. This report is distributed solely to persons who (a) qualify as "institutional investors" as defined in section 4A(1)(c) of the Securities and Futures Act of Singapore ("SFA") or (b) are considered "accredited investors" as defined in section 2(1) of the Financial Advisers Regulations of Singapore read with section 4A(1)(a) of the SFA. Accordingly, if a recipient is neither an "institutional investor" nor an "accredited investor", they must immediately discontinue any use of this Report and inform MOCMSPL.

In respect of any matter arising from or in connection with the research you could contact the following representatives of MOCMSPL. In case of grievances for any of the services rendered by MOCMSPL write to grievances@motilaloswal.com.

Nainesh Rajani

Email: nainesh.rajani@motilaloswal.com

Contact: (+65) 8328 0276

Specific Disclosures

- Research Analyst and/or his/her relatives do not have a financial interest in the subject company(ies), as they do not have equity holdings in the subject company(ies). MOFSL has financial interest in the subject company(ies) at the end of the week immediately preceding the date of publication of the Research Report: Yes.
Nature of Financial interest is holding equity shares or derivatives of the subject company
- Research Analyst and/or his/her relatives do not have actual/beneficial ownership of 1% or more securities in the subject company(ies) at the end of the month immediately preceding the date of publication of Research Report.
MOFSL has actual/beneficial ownership of 1% or more securities of the subject company(ies) at the end of the month immediately preceding the date of publication of Research Report: No
- Research Analyst and/or his/her relatives have not received compensation/other benefits from the subject company(ies) in the past 12 months.
MOFSL may have received compensation from the subject company(ies) in the past 12 months.
- Research Analyst and/or his/her relatives do not have material conflict of interest in the subject company at the time of publication of research report.
MOFSL does not have material conflict of interest in the subject company at the time of publication of research report.
- Research Analyst has not served as an officer, director or employee of subject company(ies).
- MOFSL has not acted as a manager or co-manager of public offering of securities of the subject company in past 12 months.
- MOFSL has not received compensation for investment banking /merchant banking/brokerage services from the subject company(ies) in the past 12 months.
- MOFSL may have received any compensation for products or services other than investment banking or merchant banking or brokerage services from the subject company(ies) in the past 12 months.
- MOFSL may have received compensation or other benefits from the subject company(ies) or third party in connection with the research report.
- MOFSL has not engaged in market making activity for the subject company.

The associates of MOFSL may have:

- financial interest in the subject company
- actual/beneficial ownership of 1% or more securities in the subject company at the end of the month immediately preceding the date of publication of the Research Report or date of the public appearance.

- received compensation/other benefits from the subject company in the past 12 months
 - any other potential conflict of interests with respect to any recommendation and other related information and opinions.; however the same shall have no bearing whatsoever on the specific recommendations made by the analyst(s), as the recommendations made by the analyst(s) are completely independent of the views of the associates of MOFSL even though there might exist an inherent conflict of interest in some of the stocks mentioned in the research report.
 - acted as a manager or co-manager of public offering of securities of the subject company in past 12 months
 - be engaged in any other transaction involving such securities and earn brokerage or other compensation or act as a market maker in the financial instruments of the company(ies) discussed herein or act as an advisor or lender/borrower to such company(ies)
 - received compensation from the subject company in the past 12 months for investment banking / merchant banking / brokerage services or from other than said services.
 - Served subject company as its clients during twelve months preceding the date of distribution of the research report.
- The associates of MOFSL has not received any compensation or other benefits from third party in connection with the research report
- Above disclosures include beneficial holdings lying in demat account of MOFSL which are opened for proprietary investments only. While calculating beneficial holdings, It does not consider demat accounts which are opened in name of MOFSL for other purposes (i.e holding client securities, collaterals, error trades etc.). MOFSL also earns DP income from clients which are not considered in above disclosures.

Analyst Certification

The views expressed in this research report accurately reflect the personal views of the analyst(s) about the subject securities or issues, and no part of the compensation of the research analyst(s) was, is, or will be directly or indirectly related to the specific recommendations and views expressed by research analyst(s) in this report.

Terms & Conditions:

This report has been prepared by MOFSL and is meant for sole use by the recipient and not for circulation. The report and information contained herein is strictly confidential and may not be altered in any way, transmitted to, copied or distributed, in part or in whole, to any other person or to the media or reproduced in any form, without prior written consent of MOFSL. The report is based on the facts, figures and information that are considered true, correct, reliable and accurate. The intent of this report is not recommendatory in nature. The information is obtained from publicly available media or other sources believed to be reliable. Such information has not been independently verified and no guaranty, representation of warranty, express or implied, is made as to its accuracy, completeness or correctness. All such information and opinions are subject to change without notice. The report is prepared solely for informational purpose and does not constitute an offer document or solicitation of offer to buy or sell or subscribe for securities or other financial instruments for the clients. Though disseminated to all the customers simultaneously, not all customers may receive this report at the same time. MOFSL will not treat recipients as customers by virtue of their receiving this report.

Disclaimer:

The report and information contained herein is strictly confidential and meant solely for the selected recipient and may not be altered in any way, transmitted to, copied or distributed, in part or in whole, to any other person or to the media or reproduced in any form, without prior written consent. This report and information herein is solely for informational purpose and may not be used or considered as an offer document or solicitation of offer to buy or sell or subscribe for securities or other financial instruments. Nothing in this report constitutes investment, legal, accounting and tax advice or a representation that any investment or strategy is suitable or appropriate to your specific circumstances. The securities discussed and opinions expressed in this report may not be suitable for all investors, who must make their own investment decisions, based on their own investment objectives, financial positions and needs of specific recipient. This may not be taken in substitution for the exercise of independent judgment by any recipient. Each recipient of this document should make such investigations as it deems necessary to arrive at an independent evaluation of an investment in the securities of companies referred to in this document (including the merits and risks involved), and should consult its own advisors to determine the merits and risks of such an investment. The investment discussed or views expressed may not be suitable for all investors. Certain transactions -including those involving futures, options, another derivative products as well as non-investment grade securities - involve substantial risk and are not suitable for all investors. No representation or warranty, express or implied, is made as to the accuracy, completeness or fairness of the information and opinions contained in this document. The Disclosures of Interest Statement incorporated in this document is provided solely to enhance the transparency and should not be treated as endorsement of the views expressed in the report. This information is subject to change without any prior notice. The Company reserves the right to make modifications and alternations to this statement as may be required from time to time without any prior approval. MOFSL, its associates, their directors and the employees may from time to time, effect or have effected an own account transaction in, or deal as principal or agent in or for the securities mentioned in this document. They may perform or seek to perform investment banking or other services for, or solicit investment banking or other business from, any company referred to in this report. Each of these entities functions as a separate, distinct and independent of each other. The recipient should take this into account before interpreting the document. This report has been prepared on the basis of information that is already available in publicly accessible media or developed through analysis of MOFSL. The views expressed are those of the analyst, and the Company may or may not subscribe to all the views expressed therein. This document is being supplied to you solely for your information and may not be reproduced, redistributed or passed on, directly or indirectly, to any other person or published, copied, in whole or in part, for any purpose. This report is not directed or intended for distribution to, or use by, any person or entity who is a citizen or resident of or located in any locality, state, country or other jurisdiction, where such distribution, publication, availability or use would be contrary to law, regulation or which would subject MOFSL to any registration or licensing requirement within such jurisdiction. The securities described herein may or may not be eligible for sale in all jurisdictions or to certain category of investors. Persons in whose possession this document may come are required to inform themselves of and to observe such restriction. Neither the Firm, not its directors, employees, agents or representatives shall be liable for any damages whether direct or indirect, incidental, special or consequential including lost revenue or lost profits that may arise from or in connection with the use of the information. The person accessing this information specifically agrees to exempt MOFSL or any of its affiliates or employees from, any and all responsibility/liability arising from such misuse and agrees not to hold MOFSL or any of its affiliates or employees responsible for any such misuse and further agrees to hold MOFSL or any of its affiliates or employees free and harmless from all losses, costs, damages, expenses that may be suffered by the person accessing this information due to any errors and delays.

This report is meant for the clients of Motilal Oswal only.

Investment in securities market are subject to market risks. Read all the related documents carefully before investing.

Registration granted by SEBI, enlistment as RA with Exchange and certification from NISM in no way guarantee performance of the intermediary or provide any assurance of returns to investors

Registered Office Address: Motilal Oswal Tower, Rahimtullah Sayani Road, Opposite Parel ST Depot, Prabhadevi, Mumbai-400025; Tel No.: 022 - 71934200 / 71934263; www.motilaloswal.com.

Correspondence Address: Palm Spring Centre, 2nd Floor, Palm Court Complex, New Link Road, Malad (West), Mumbai- 400 064. Tel No: 022 71881000. Details of Compliance Officer: Neeraj Agarwal, Email Id: na@motilaloswal.com, Contact No.:022-40548085.

Grievance Redressal Cell:

Contact Person	Contact No.	Email ID
Ms. Hemangi Date	022 40548000 / 022 67490600	query@motilaloswal.com
Ms. Kumud Upadhyay	022 40548082	servicehead@motilaloswal.com
Mr. Ajay Menon	022 40548083	am@motilaloswal.com
Mr. Neeraj Agarwal	022 40548085	na@motilaloswal.com
Mr. Siddhartha Khemka	022 50362452	po.research@motilaloswal.com

Registration details of group entities.: Motilal Oswal Financial Services Ltd. (MOFSL): INZ000158836 (BSE/NSE/MCX/NCDEX); CDSL and NSDL: IN-DP-16-2015; Research Analyst: INH000000412, BSE enlistment no. 5028, AMFI registered Mutual Fund Distributor and SIF Distributor: ARN : 146822. IRDA Corporate Agent – CA0579, APMI: APRN00233. Motilal Oswal Financial Services Ltd. is a distributor of Mutual Funds, PMS, Fixed Deposit, Insurance, Bond, NCDs and IPO products.

Customer having any query/feedback/ clarification may write to query@motilaloswal.com. In case of grievances for any of the services rendered by Motilal Oswal Financial Services Limited (MOFSL) write to grievances@motilaloswal.com, for DP to dpgrievances@motilaloswal.com.