

Estimate change	↔
TP change	↔
Rating change	↔

**CMP: INR389**      **TP: INR393 (+1%)**      **Neutral**

**In-line 4Q; RE to drive capacity growth**

Bloomberg	NTPC IN
Equity Shares (m)	9697
M.Cap.(INRb)/(USDb)	3768.6 / 39.4
52-Week Range (INR)	414 / 316
1, 6, 12 Rel. Per (%)	-1/28/17
12M Avg Val (INR M)	4243

**Financials & Valuations (INR b)**

Y/E March	FY26	FY27E	FY28E
Sales	1,874	1,941	2,035
EBITDA	553	555	618
Adj. PAT	192	213	238
Adj. EPS (INR)	20	22	25
EPS Gr. (%)	-5	11	11
BV/Sh.(INR)	210	225	242

**Ratios**

Net D:E	1.2	1.2	1.2
RoE (%)	9.9	10.1	10.5
RoCE (%)	6.5	6.5	6.7
Payout (%)	45.4	40.1	39.6

**Valuations**

P/E (x)	19.6	17.7	15.9
P/BV (x)	1.9	1.7	1.6
EV/EBITDA (x)	11.7	11.9	11.0
Div. Yield (%)	2.3	2.3	2.5
FCF Yield (%)	-0.2	0.5	1.9

**Shareholding pattern (%)**

As of	Mar-26	Dec-25	Mar-25
Promoter	51.1	51.1	51.1
DII	29.3	29.3	27.3
FII	16.6	16.2	17.8
Others	3.1	3.3	3.8

FII includes depository receipts

- NTPC's standalone APAT was in line in 4QFY26, while revenue and EBITDA came in 11% below our estimates, mainly due to soft generation trends (coal PLF for 4QFY26 was 76.16% vs. 81.24% in 4QFY25). Standalone FY26 revenue/EBITDA/APAT stood at INR1,655b/INR448b/INR189b (-2.7%/-2.1%/+4.8% YoY).

- Key things we liked about the result:** 1) a spike in power demand should support strong PLFs in 1QFY27, 2) NTPC Green Energy (NGEL)'s generation grew 114% YoY in FY26, 3) NTPC guided group commissioning of 9.5GW in FY27 rising to 11.4GW in FY29, 4) continued progress on capacity addition in PSP, with COD declared for 250MW in FY27YTD and another 3–5GW expected to be commissioned by CY32/CY33, and 5) renewable PPA tie-ups remain healthy, with FY27/FY28/FY29 capacities tied up to the extent of 79%/71%/66%, respectively.

- Key monitorables:** 1) moderation in coal PLF (72% in FY26 from 77.4% in FY25), 2) reduction in thermal capacity addition targets for FY27/FY28 to 1,070MW/1,460MW vs. the earlier guidance of 1,600MW/2,120MW, and 3) execution-related risks as in FY27 only ~57% of projects have firm connectivity, while 38% are under temporary GNA (TGNA), 4) the pace of NGEL's capex for FY27/FY28/FY29 (vs. target of INR358b/ INR560b/INR480b) and 5) commissioning on the nuclear front with one unit of the Mahi Banswara project expected to be commissioned by 2032, followed by staggered commissioning of the remaining units at six-month intervals.

- Valuation and view:** We reiterate our Neutral rating on NTPC with a TP of INR393. Our TP is based on the value of INR233 for the standalone, coal, and other businesses at Dec'27E P/B of 2x; the value of INR19 for other subsidiaries and INR64 for JV/associates at Dec'27E P/B of 2x, and the stake in NGEL is valued at a 25% discount to the current market price.

**Miss on revenue; APAT in line**

**Financial highlights**

- NTPC's SA revenue was reported at INR431b (-2% YoY, +6% QoQ), and EBITDA came in at INR125b (+11%/4% YoY/QoQ), both missing our estimate by 10%.
- EBITDA margin stood at 29%, in line with our estimate.
- SA APAT was in line with our estimate, coming in at INR53b (+6% YoY, +14% QoQ).
- The Board declared a final dividend of INR3.5/share. The total dividend for the year FY26 stands at INR9/share.

**Operational highlights**

- NTPC reported commercial generation of 91.1BUs (-4% YoY, +4% QoQ) in 4QFY26.
- Consol. Capacity addition in 4QFY26 stood at ~3GW (2.1GW renewable addition in NGEL).
- Coal PLF for 4QFY26 was 76.16% (vs. 81.24% in 4QFY25), while for FY26, it was 72% (vs. 77.4% in FY25).

**Abhishek Nigam – Research Analyst** (Abhishek.Nigam@MotilalOswal.com)

**Preksha Daga - Research Analyst** (Preksha.Daga@MotilalOswal.com)

**Investors are advised to refer through important disclosures made at the last page of the Research Report.**

Motilal Oswal research is available on [www.motilaloswal.com/Institutional-Equities](http://www.motilaloswal.com/Institutional-Equities), Bloomberg, Thomson Reuters, Factset and S&P Capital.

- Commercial generation stood at 352.5BUs in FY26 (-5% YoY).
- Group capacity stood at 89.1GW at the end of FY26 (vs. 79.9GW at the end of FY25).
- In FY26, 9.2GW of capacity was added on the group level in FY26 (of which NTPC Green added 4.2GW).

### Highlights of the 4QFY26 performance

#### Operational performance

- Commercial generation in 4QFY26 was down 4% YoY, while FY26 generation declined 5% YoY to 352.5BUs. Coal PLF for 4QFY26 stood at 76.2% (vs. 81.2% in 4QFY25).
- NTPC Group's capacity increased to 89.1GW at the end of FY26 from 79.9GW at the end of FY25.

#### Capacity addition & project pipeline

- NTPC Group added ~9.6GW capacity in FY26 (1,823MW under standalone NTPC and 7,795MW through JVs/subsidiaries, including the acquisition of a 1,350MW thermal asset with MAHAGENCO).
- Renewable energy additions through NGEL stood at 4.2GW during FY26, including ~2.1GW in 4QFY26.
- Trial operations for Patratu Unit-2 Stage-1 were completed in Q1FY27, while Unit-3 is expected to be commissioned during FY27.

#### Commissioning targets

- FY27 target: 9,557MW (Thermal: 1,070MW; Hydro: 250MW; RE: 8,237MW).
- FY28 target: 10,039MW (Thermal: 1,460MW; Hydro: 444MW; RE: 8,135MW).
- FY29 target: 11,478MW (Thermal: 3,070MW; RE: 8,408MW).

#### Renewable energy execution

- NGEL reported RE curtailment of 314MUs in FY26, impacting EBITDA by ~INR0.9b.
- Transmission connectivity remains largely secured:
  - FY27: 57% firm connectivity, 38% under TGNA.
  - FY28: 88% firm connectivity, 3% under TGNA.
  - FY29: 84% firm connectivity.
- PPA tie-ups remain healthy, with 79% tied up for FY27, 71% for FY28, and 66% for FY29.

#### Nuclear business update

- The Mahi Banswara nuclear project comprises 4x700MW units (2.8GW total), with customer consent received for 2,770MW. First unit expected by 2032 and subsequent units likely to be commissioned at six-month intervals.

#### Capex and corporate developments

- FY26 group capex stood at INR490b, while standalone capex was INR285b.
- NGEL capex plans remain aggressive at INR358b for FY27, INR560b for FY28, and INR480b for FY29, maintaining an 80:20 debt-equity ratio.
- The transfer of the mining business to the wholly owned subsidiary NTPC Mining Limited has been fully completed.

### Valuation and view

Our TP of INR393 for NTPC is based on:

- Value of INR233 for the standalone, coal, and other businesses at Dec'27E P/B of 2x.
- Value of INR19 for other subsidiaries and INR64 for JV/associates at Dec'27E P/B of 2x.
- The stake in NGEL is valued at a 25% discount to the current market price.

**Standalone performance**

(INR b)

Y/E March	FY25				FY26				FY25	FY26	FY26E 4Q	Var. %	YoY %	QoQ %
	1Q	2Q	3Q	4Q	1Q	2Q	3Q	4Q						
<b>Net Sales</b>	<b>444</b>	<b>403</b>	<b>414</b>	<b>439</b>	<b>426</b>	<b>392</b>	<b>406</b>	<b>431</b>	<b>1,700</b>	<b>1,655</b>	<b>478</b>	<b>-10%</b>	<b>-2%</b>	<b>6%</b>
YoY Change (%)	13.5	-1.3	4.8	3.2	-4.2	-2.9	-1.7	-1.8	5.0	-2.7	9			
<b>EBITDA</b>	<b>124</b>	<b>97</b>	<b>120</b>	<b>113</b>	<b>103</b>	<b>100</b>	<b>120</b>	<b>125</b>	<b>458</b>	<b>448</b>	<b>138</b>	<b>-10%</b>	<b>11%</b>	<b>4%</b>
Margin (%)	28.0	24.0	28.9	25.6	24.2	25.6	29.5	29.0	26.9	27.1	29			
Depreciation	37	36	37	40	39	40	41	41	151	160	48	-16%	0%	-2%
Interest	26	31	22	31	28	27	23	27	111	104	36	-25%	-14%	17%
Other Income	6	9	10	19	8	15	10	9	44	42	18	-48%	-52%	-11%
<b>PBT incl. Regulatory items</b>	<b>62</b>	<b>61</b>	<b>66</b>	<b>81</b>	<b>63</b>	<b>63</b>	<b>71</b>	<b>0</b>	<b>274</b>	<b>197</b>	<b>72</b>			
Extra-Ord inc/(exp)	-	-	-	-	-	-	-	99	-	99	-			
<b>PBT</b>	<b>62</b>	<b>61</b>	<b>66</b>	<b>81</b>	<b>63</b>	<b>63</b>	<b>71</b>	<b>99</b>	<b>269</b>	<b>296</b>	<b>72</b>	<b>38%</b>	<b>23%</b>	<b>40%</b>
Tax	17	14	19	23	15	16	21	12	73	64	19	-36%	-49%	-43%
Rate (%)	26.9	23.2	28.9	28.7	23.7	26.1	29.7	12.0	27.1	21.7	26.1			
<b>Reported PAT</b>	<b>45</b>	<b>46</b>	<b>47</b>	<b>58</b>	<b>48</b>	<b>47</b>	<b>50</b>	<b>87</b>	<b>196</b>	<b>232</b>	<b>53</b>	<b>65%</b>	<b>51%</b>	<b>75%</b>
<b>Adj PAT</b>	<b>42</b>	<b>42</b>	<b>46</b>	<b>50</b>	<b>44</b>	<b>45</b>	<b>47</b>	<b>53</b>	<b>180</b>	<b>195</b>	<b>53</b>	<b>0%</b>	<b>6%</b>	<b>14%</b>
YoY Change (%)	13.9	28.9	6.0	0.4	5.2	7.5	0.7	5.8	9.8	8.4	6			
Margin (%)	9.4	10.4	11.2	11.4	10.4	11.5	11.4	12.3	10.6	11.8	11			

**NTPC – SoTP valuation**

Segment	Regulated Equity (Dec-27E)	P/B	Value/Sh. (INR)
Standalone + Coal + Others	1,131,414	2	233
Other subsidiaries	94,301	2	19
JV & Associates	309,924	2	64
NGEL Stake*			60
Cash and equivalents			16
<b>Target price</b>			<b>393</b>
CMP			389
<b>Upside/(Downside)</b>			<b>1%</b>

\*At 25% Discount

Source: MOFSL



## Highlights from the management commentary

### Power Demand Outlook and Sector Landscape

- There is a sharp increase in power demand being witnessed across the country.
- As per the World Meteorological Organization's estimates, the impact of El Niño in India is expected to keep heat conditions elevated through the summer and post-monsoon months of 2026.
- India witnessed a record peak demand of 271GW on 21<sup>st</sup> May'26.
- As per CEA estimates, the additional coal capacity requirement till 2036 is 86 GW, of which 68 GW is already in the pipeline. Out of this pipeline, NTPC is currently executing 16.5 GW, and around 4.6 GW is in various stages of development.

### Capacity Addition, COD Targets, and Operational Performance

- NTPC Group capacity at the end of FY26 stood at 89,108MW.
- A total of 9,618 MW capacity was added during FY26, with NTPC standalone contributing 1,823 MW and joint ventures (JVs) and subsidiaries contributing 7,795 MW. This addition also includes the acquisition of the 1,350 MW thermal power station in partnership with MAHAGENCO.
- During FY26, the NTPC Group added 4,738 MW of renewable energy (RE) capacity, out of which NTPC Green Energy Limited (NGEL) added 4,225 MW.
- In FY27 year to date (YTD), 490 MW of renewable capacity has been added, taking the total installed renewable capacity of the NTPC Group to 12,068 MW.
- NTPC Group has over 34 GW of capacity under construction, comprising 16.5 GW of coal-based capacity, 2.6 GW of hydro, and 15 GW of renewable energy.
- On the thermal side, the trial operation of Patratu unit 2 stage 1 was completed during Q1FY27, and the third unit is expected to be commissioned within the current fiscal year.
- Commissioning targets
  - FY27: NTPC Group - 9,557 MW (thermal- 1,070 MW, hydro of 250 MW, and RE- 8,237 MW). Of 9.5GW, 176MW RE will be added in NTPC standalone.
  - FY28: 10,039MW (Thermal- 1,460MW, Hydro- 444MW, RE- 8,135MW). Of the RE target, 66MW in NTPC Standalone.
  - FY29: 11,478MW (RE- 8,408MW, Thermal -3,070MW).
- Of the 8GW renewable energy planned to be added by NGEL in each of the next two years, for FY27, 1.9 GW will be added via JVs (Ayana and IOCL), and for FY28, 624MW will be added via JVs.
- Generation from NGEL stood at 14.6 BUs versus 6.8 BUs in FY25, registering a growth of 114% year on year (YoY).
- Coal production from group captive coal mines under commercial operation increased to 47.88 mmt, a growth of 8.5% YoY.
- The transfer of the NTPC mining business to NTPC Mining Limited, which is a wholly owned subsidiary, has been fully completed.
- NGEL faced curtailment of 314MUs in FY26 with an impact on EBITDA of approximately INR0.9b.
- The NGEL renewable energy commissioning target for FY26 was 5 GW, but actual commissioning was 4.2 GW.

### Renewable Energy projects

- Transmission connectivity for RE projects
- In FY27, 57% of projects have firm connectivity, and 38% are under TGNA.
- For FY28, firm connectivity is at 88%, 3% under TGNA, and 9% is yet to be tied up.
- For FY29, firm connectivity stands at 84%, and 16% remains untied.
- On the Power Purchase Agreement (PPA) tie-up front, FY27 has 79% tied up, FY28 has 71%, and FY29 has 66%.
- Board approved raising of funds in NGEL up to INR50b during FY27, through issue of secured/unsecured, redeemable, taxable/tax-free, cumulative/non-cumulative debentures (Bonds/NCDs) in one or more tranches.

### BESS

- A 5GWh BESS capacity at NTPC's existing thermal power stations is being executed under the cost-plus mode.
- Additionally, 320 MWh of battery storage is being executed by NGEL.
- An additional 4 GW of BESS is under planning at locations such as Khavda, Bikaner, and Chhattisgarh.

### Pumped Storage

- NTPC is working on 4,800 MW of pumped storage projects (PSPs) to be executed through JVs and subsidiaries, while THDC and NEEPCO are working on 13,210 MW, putting the NTPC Group's broad plan at 18,010 MW.
- COD has been declared for 750 MW of PSP in FY26 itself, with 250MW commissioned in FY27 YTD, and another 3-5 GW expected to be commenced by 2032 or 2033.

### Nuclear

- On the nuclear front, the Mahi Banswara project comprises four units of 700 MW each, totaling 2.8 GW, of which consent for 2,770 MW has been received from customers in Rajasthan, Gujarat, Chhattisgarh, and Madhya Pradesh.
- Equity infusion of INR8b into Ashvini has been completed by JV partners on 26th January, and one of the units is expected to start by 2032, with a staggered commissioning of six months between the other units.

### Financial Performance and Capex

- Dividend income of INR22.6b was received from subsidiaries and JVs in FY26.
- NGEL consolidated revenue increased by 29% YoY to INR28.6b in FY26.
- Outstanding receivable days improved to 15 days at the end of FY26 compared to 29 days at the end of FY25.
- The weighted average interest rate on borrowings during FY26 stood at 5.98% compared to 6.61% in FY25.
- Group capex for FY26 was INR490b, while standalone capex stood at INR285b.
- NGEL capex for FY27 is planned at INR358b, FY28 at INR560b, and FY29 at INR480b, with the debt-equity ratio maintained at 80:20.
- NTPC group capex until FY32 is planned at INR6,220b, of which INR3,000b is allocated to renewable energy projects.

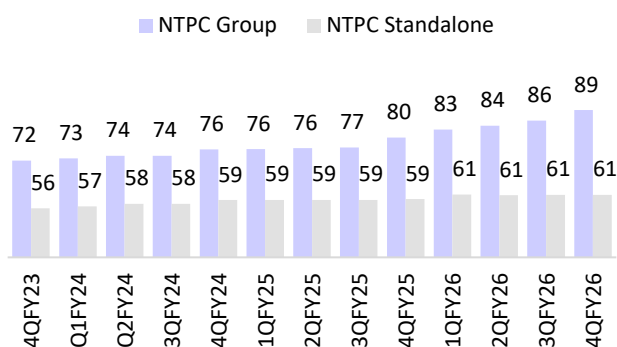
- Consolidated regulated equity at the end of FY26 stood at INR1,203b, while standalone regulated equity stood at INR946b.
- Total dividend declared in FY26 was INR9/share.
- Other expenses in NTPC Standalone increased YoY and QoQ in 4QFY26, mainly due to exchange rate variation impact of INR7.8b, offset by corresponding regulatory income under the cost-plus framework. The quarter also included a one-time provisioning of ~INR4.8b, along with a marginal increase in O&M expenses.

#### **Other Matters**

- There are no definitive plans for the listing of NEEPCO and THDC at this point in time. THDC comes under a JV with the Uttar Pradesh government, and once a clear mandate is received on this matter, further details will be shared.
- On coal gasification, one pilot project has been taken up for synthetic natural gas production with a capacity of 0.4mtpa.

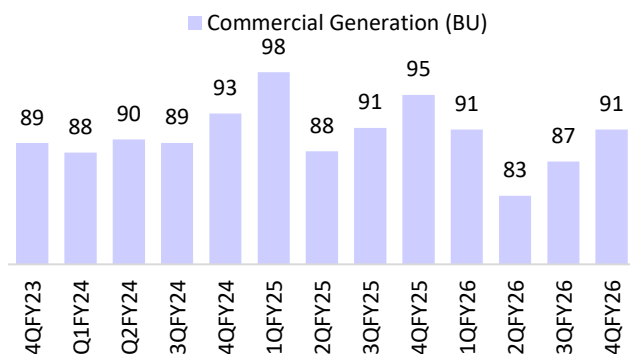
# Story in charts – 4QFY26

**Exhibit 1: Installed capacity (GW)**



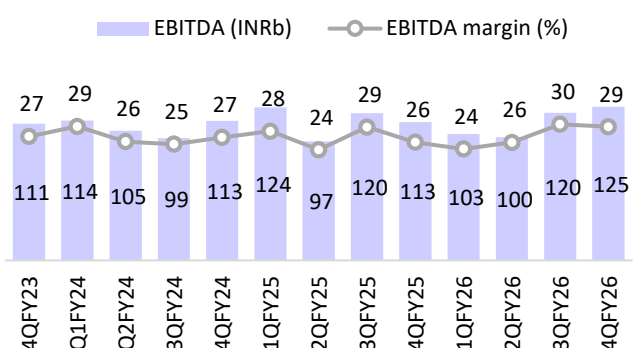
Source: Company, MOFSL

**Exhibit 2: Commercial generation**



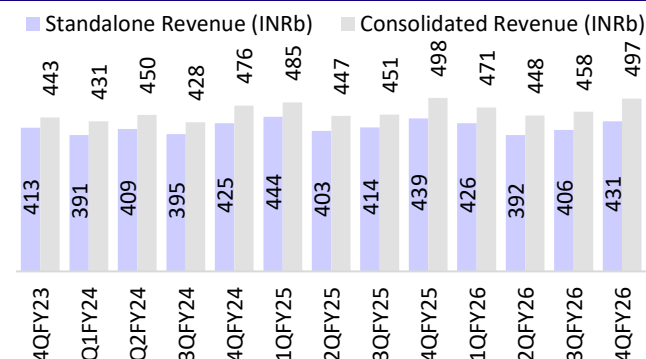
Source: Company, MOFSL

**Exhibit 3: Standalone EBITDA & EBITDA margin trends**



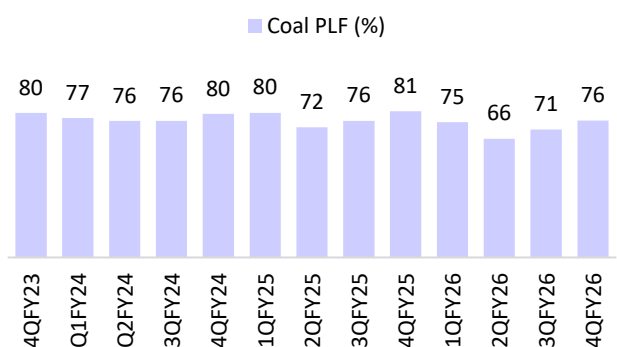
Source: Company, MOFSL

**Exhibit 4: Standalone and consolidated revenue trends**



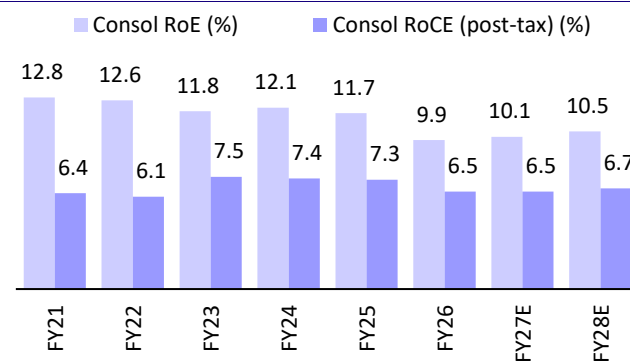
Source: Company, MOFSL

**Exhibit 5: Coal PLF (%)**



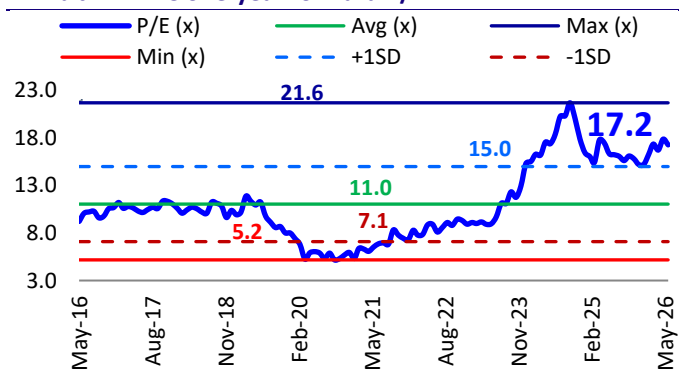
Source: Company, MOFSL

**Exhibit 6: Consolidated RoE and RoCE (post-tax) trends**



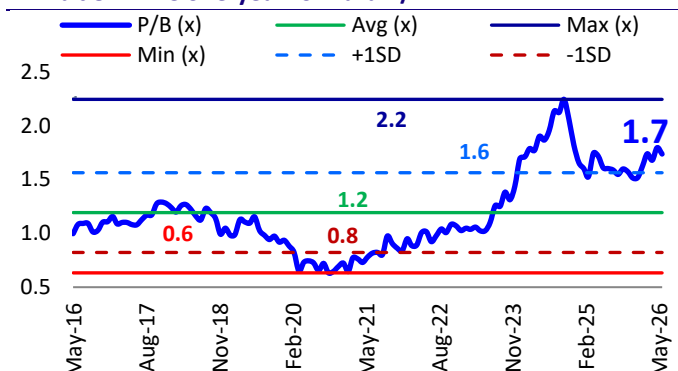
Source: Company, MOFSL

**Exhibit 7: NTPC one-year forward P/E**



Source: Company, MOFSL

**Exhibit 8: NTPC one-year forward P/B**



Source: Company, MOFSL

## Financials and valuations

Consolidated Income Statement						(INR m)
Y/E March	FY23	FY24	FY25	FY26	FY27E	FY28E
<b>Net Sales</b>	<b>1,762,072</b>	<b>1,785,009</b>	<b>1,881,381</b>	<b>1,873,846</b>	<b>1,941,031</b>	<b>2,034,738</b>
Change (%)	32.8	1.3	5.4	-0.4	3.6	4.8
Total Expenses	1,277,283	1,287,537	1,335,725	1,320,989	1,385,641	1,416,950
<b>EBITDA</b>	<b>484,789</b>	<b>497,472</b>	<b>545,655</b>	<b>552,858</b>	<b>555,390</b>	<b>617,789</b>
Depn. & Amortization	147,923	162,036	174,012	196,293	187,463	206,348
<b>EBIT</b>	<b>336,866</b>	<b>335,436</b>	<b>371,643</b>	<b>356,564</b>	<b>367,927</b>	<b>411,441</b>
Net Interest	105,835	119,407	131,681	138,009	137,977	148,004
Other income	17,692	26,650	27,244	24,139	24,204	24,274
<b>PBT before EO</b>	<b>248,723</b>	<b>242,679</b>	<b>267,207</b>	<b>242,695</b>	<b>254,154</b>	<b>287,711</b>
Regulatory inc./((exp)	-4,131	10,002	37,019	-24,642	22,235	22,235
EO expense/((inc.)	0	0	0	-103,114	0	0
<b>PBT after EO</b>	<b>231,377</b>	<b>265,061</b>	<b>299,846</b>	<b>321,166</b>	<b>276,388</b>	<b>309,946</b>
Tax	67,961	68,092	82,452	74,349	63,561	71,696
Rate (%)	29.4	25.7	27.5	23.1	23.0	23.1
JV	7,798	16,356	22,137	28,641	29,214	29,214
<b>Reported PAT</b>	<b>169,126</b>	<b>208,119</b>	<b>234,225</b>	<b>270,525</b>	<b>235,586</b>	<b>259,855</b>
Minority	2,088	5,206	5,307	4,932	6,455	7,608
<b>Adjusted PAT</b>	<b>167,038</b>	<b>185,737</b>	<b>201,585</b>	<b>192,054</b>	<b>213,351</b>	<b>237,620</b>
Change (%)	1.9	11.2	8.5	-4.7	11.1	11.4

Consolidated Balance Sheet						(INR m)
Y/E March	FY23	FY24	FY25	FY26	FY27E	FY28E
Share Capital	96,967	96,967	96,967	96,967	96,967	96,967
Reserves	1,373,265	1,510,126	1,743,745	1,934,790	2,084,863	2,250,670
<b>Net Worth</b>	<b>1,470,232</b>	<b>1,607,093</b>	<b>1,840,712</b>	<b>2,031,757</b>	<b>2,181,829</b>	<b>2,347,637</b>
Minority Interest	39,305	44,130	70,515	79,774	86,229	93,838
Total Loans	2,210,924	2,350,403	2,475,751	2,672,582	2,869,062	3,089,241
Deferred Tax Liability	117,522	140,619	180,546	105,679	105,679	105,679
<b>Capital Employed</b>	<b>3,837,981</b>	<b>4,142,245</b>	<b>4,567,524</b>	<b>4,889,791</b>	<b>5,242,800</b>	<b>5,636,394</b>
Gross Block	3,392,828	3,745,108	4,050,958	4,719,853	5,038,019	5,549,831
Less: Accum. Deprn.	988,584	1,155,772	1,336,592	1,532,886	1,720,348	1,926,696
<b>Net Fixed Assets</b>	<b>2,404,244</b>	<b>2,589,336</b>	<b>2,714,366</b>	<b>3,186,967</b>	<b>3,317,671</b>	<b>3,623,135</b>
Capital WIP	891,790	876,645	1,008,593	849,569	930,676	857,381
Goodwill	0	0	0	0	0	0
Investments	139,348	158,846	197,036	241,800	281,014	320,228
<b>Curr. Assets</b>	<b>1,034,372</b>	<b>1,165,440</b>	<b>1,312,208</b>	<b>1,301,820</b>	<b>1,402,242</b>	<b>1,530,068</b>
Inventories	142,404	180,191	187,223	186,626	196,442	205,925
Account Receivables	327,511	346,372	347,507	366,163	418,943	439,169
Cash and Bank Balance	49,485	68,473	114,571	80,038	95,630	171,512
Others	514,972	570,404	662,908	668,993	691,228	713,462
<b>Curr. Liability &amp; Prov.</b>	<b>631,773</b>	<b>648,022</b>	<b>664,679</b>	<b>690,364</b>	<b>688,803</b>	<b>694,418</b>
Account Payables	113,562	113,380	111,600	117,871	116,310	121,926
Provisions & Others	518,211	534,642	553,080	572,493	572,493	572,493
<b>Net Curr. Assets</b>	<b>402,599</b>	<b>517,419</b>	<b>647,529</b>	<b>611,456</b>	<b>713,439</b>	<b>835,650</b>
<b>Appl. of Funds</b>	<b>3,837,981</b>	<b>4,142,245</b>	<b>4,567,524</b>	<b>4,889,791</b>	<b>5,242,800</b>	<b>5,636,394</b>

## Financials and valuations

### Ratios

Y/E March	FY23	FY24	FY25	FY26	FY27E	FY28E
<b>Basic (INR)</b>						
<b>EPS</b>	<b>17.2</b>	<b>19.2</b>	<b>20.8</b>	<b>19.8</b>	<b>22.0</b>	<b>24.5</b>
Cash EPS	32.5	35.9	38.7	40.0	41.3	45.8
BV/Share	151.6	165.7	189.8	209.5	225.0	242.1
DPS	7.3	7.8	8.2	9.0	8.8	9.7
Payout (%)	42.1	40.5	39.7	45.4	40.1	39.6
Dividend yield (%)	1.9	2.0	2.1	2.3	2.3	2.5
<b>Valuation (x)</b>						
P/E	22.6	20.3	18.7	19.6	17.7	15.9
Cash P/E	12.0	10.8	10.0	9.7	9.4	8.5
P/BV	2.6	2.3	2.0	1.9	1.7	1.6
EV/EBITDA	12.3	12.3	11.4	11.7	11.9	11.0
Dividend Yield (%)	1.9	2.0	2.1	2.3	2.3	2.5
<b>Return Ratios (%)</b>						
RoE	11.8	12.1	11.7	9.9	10.1	10.5
RoCE (post-tax)	7.5	7.4	7.3	6.5	6.5	6.7
RoIC (post-tax)	8.7	8.6	8.6	7.9	7.4	7.7
<b>Working Capital Ratios</b>						
Fixed Asset Turnover (x)	0.7	0.7	0.7	0.6	0.6	0.6
Asset Turnover (x)	0.5	0.4	0.4	0.4	0.4	0.4
Debtor (Days)	68	71	67	71	79	79
Inventory (Days)	29	37	36	36	37	37
<b>Leverage Ratio (x)</b>						
Net Debt/EBITDA	4.5	4.6	4.3	4.7	5.0	4.7
Debt/Equity	1.4	1.4	1.2	1.2	1.2	1.2

### Consolidated Cash Flow Statement

Y/E March	FY23	FY24	FY25	FY26	FY27E	FY28E
<b>(INR m)</b>						
<b>EBITDA</b>	<b>484,789</b>	<b>497,472</b>	<b>545,655</b>	<b>552,858</b>	<b>555,390</b>	<b>617,789</b>
WC	178,362	-84,854	-37,783	-92,626	-64,157	-24,094
Others	-81,176	-55,712	-86,831	28,764	-63,561	-71,696
Deferred taxes (net)	19,400	25,131	41,740	29,012	0	0
<b>CF from Op. Activity</b>	<b>601,374</b>	<b>382,037</b>	<b>462,781</b>	<b>518,008</b>	<b>427,672</b>	<b>521,999</b>
Capex	-218,332	-340,276	-453,852	-525,994	-409,274	-448,517
<b>FCF</b>	<b>383,042</b>	<b>41,761</b>	<b>8,929</b>	<b>-7,986</b>	<b>18,398</b>	<b>73,481</b>
Int & div income	17,692	26,650	27,244	24,139	24,204	24,274
Investments(subs/JVs)	-500	0	0	0	0	0
<b>CF from Inv. Activity</b>	<b>17,192</b>	<b>26,650</b>	<b>27,244</b>	<b>24,139</b>	<b>24,204</b>	<b>24,274</b>
Share capital	0	0	0	0	0	0
Borrowings	-109,745	139,479	125,348	196,831	196,480	220,178
Finance cost	-105,835	-119,407	-131,681	-138,009	-137,977	-148,004
Dividend	-70,301	-75,149	-79,997	-87,270	-85,513	-94,047
Others	-67,055	6,438	92,988	60,980	0	0
<b>CF from Fin. Activity</b>	<b>-352,936</b>	<b>-48,639</b>	<b>6,658</b>	<b>32,532</b>	<b>-27,010</b>	<b>-21,873</b>
<b>(Inc)/Dec in Cash</b>	<b>36,253</b>	<b>22,895</b>	<b>42,831</b>	<b>48,685</b>	<b>15,592</b>	<b>75,882</b>
Opening balance	44,581	49,485	68,473	114,571	80,038	95,630
<b>Closing balance</b>	<b>49,485</b>	<b>68,473</b>	<b>114,571</b>	<b>80,038</b>	<b>95,630</b>	<b>171,512</b>

Investment in securities market are subject to market risks. Read all the related documents carefully before investing.

## NOTES

Explanation of Investment Rating	
Investment Rating	Expected return (over 12-month)
BUY	>=15%
SELL	< - 10%
NEUTRAL	< - 10 % to 15%
UNDER REVIEW	Rating may undergo a change
NOT RATED	We have forward looking estimates for the stock but we refrain from assigning recommendation

\*In case the recommendation given by the Research Analyst is inconsistent with the investment rating legend for a continuous period of 30 days, the Research Analyst shall be within following 30 days take appropriate measures to make the recommendation consistent with the investment rating legend.

#### Disclosures

The following Disclosures are being made in compliance with the SEBI Research Analyst Regulations 2014 (herein after referred to as the Regulations).

Motilal Oswal Financial Services Ltd. (MOFSL) is a SEBI Registered Research Analyst having registration no. INH000000412 and BSE enlistment no. 5028. MOFSL, the Research Entity (RE) as defined in the Regulations, is engaged in the business of providing Stock broking services, Depository participant services & distribution of various financial products. MOFSL is a listed public company, the details in respect of which are available on [www.motilaloswal.com](http://www.motilaloswal.com). MOFSL is registered with the Securities & Exchange Board of India (SEBI) and is a registered Trading Member with National Stock Exchange of India Ltd. (NSE) and Bombay Stock Exchange Limited (BSE), Multi Commodity Exchange of India Limited (MCX) and National Commodity & Derivatives Exchange Limited (NCDEX) for its stock broking activities & is Depository participant with Central Depository Services Limited (CDSL) National Securities Depository Limited (NSDL),NERL, COMRIS and CCRL and is member of Association of Mutual Funds of India (AMFI) for distribution of financial products and Insurance Regulatory & Development Authority of India (IRDA) as Corporate Agent for insurance products and is a member of Association of Portfolio Managers in India (APMI) for distribution of PMS products. Details of associate entities of Motilal Oswal Financial Services Ltd. are available on the website at <http://online.reports.motilaloswal.com/Dormant/documents/Associate%20Details.pdf>

MOFSL and its associate company(ies), their directors and Research Analyst and their relatives may; (a) from time to time, have a long or short position in, act as principal in, and buy or sell the securities or derivatives thereof of companies mentioned herein. (b) be engaged in any other transaction involving such securities and earn brokerage or other compensation or act as a market maker in the financial instruments of the company(ies) discussed herein or act as an advisor or lender/borrower to such company(ies) or may have any other potential conflict of interests with respect to any recommendation and other related information and opinions.; however the same shall have no bearing whatsoever on the specific recommendations made by the analyst(s), as the recommendations made by the analyst(s) are completely independent of the views of the associates of MOFSL even though there might exist an inherent conflict of interest in some of the stocks mentioned in the research report.

MOFSL and / or its affiliates do and seek to do business including investment banking with companies covered in its research reports. As a result, the recipients of this report should be aware that MOFSL may have a potential conflict of interest that may affect the objectivity of this report. Compensation of Research Analysts is not based on any specific merchant banking, investment banking or brokerage service transactions. Details of pending Enquiry Proceedings of Motilal Oswal Financial Services Limited are available on the website at <https://qalaxy.motilaloswal.com/ResearchAnalyst/PublishViewLitigation.aspx>. As per Regulatory requirements, Research Audit Report is uploaded on [www.motilaloswal.com](http://www.motilaloswal.com) > MOFSL-Important Links > MOFSL Research Analyst Compliance Audit Report.

A graph of daily closing prices of securities is available at [www.nseindia.com](http://www.nseindia.com), [www.bseindia.com](http://www.bseindia.com). Research Analyst views on Subject Company may vary based on Fundamental research and Technical Research. Proprietary trading desk of MOFSL or its associates maintains arm's length distance with Research Team as all the activities are segregated from MOFSL research activity and therefore it can have an independent view with regards to Subject Company for which Research Team have expressed their views.

#### Regional Disclosures (outside India)

This report is not directed or intended for distribution to or use by any person or entity resident in a state, country or any jurisdiction, where such distribution, publication, availability or use would be contrary to law, regulation or which would subject MOFSL & its group companies to registration or licensing requirements within such jurisdictions.

#### For Hong Kong:

This report is distributed in Hong Kong by Motilal Oswal capital Markets (Hong Kong) Private Limited, a licensed corporation (CE AYY-301) licensed and regulated by the Hong Kong Securities and Futures Commission (SFC) pursuant to the Securities and Futures Ordinance (Chapter 571 of the Laws of Hong Kong) "SFO". As per SEBI (Research Analyst Regulations) 2014 Motilal Oswal Securities (SEBI Reg. No. INH000000412) has an agreement with Motilal Oswal capital Markets (Hong Kong) Private Limited for distribution of research report in Hong Kong. This report is intended for distribution only to "Professional Investors" as defined in Part I of Schedule 1 to SFO. Any investment or investment activity to which this document relates is only available to professional investor and will be engaged only with professional investors." Nothing here is an offer or solicitation of these securities, products and services in any jurisdiction where their offer or sale is not qualified or exempt from registration. The Indian Analyst(s) who compile this report is/are not located in Hong Kong & are not conducting Research Analysis in Hong Kong.

#### For U.S.

Motilal Oswal Financial Services Limited (MOFSL) is not a registered broker - dealer under the U.S. Securities Exchange Act of 1934, as amended (the "1934 act") and under applicable state laws in the United States. In addition MOFSL is not a registered investment adviser under the U.S. Investment Advisers Act of 1940, as amended (the "Advisers Act" and together with the 1934 Act, the "Acts"), and under applicable state laws in the United States. Accordingly, in the absence of specific exemption under the Acts, any brokerage and investment services provided by MOFSL, including the products and services described herein are not available to or intended for U.S. persons. This report is intended for distribution only to "Major Institutional Investors" as defined by Rule 15a-6(b)(4) of the Exchange Act and interpretations thereof by SEC (henceforth referred to as "major institutional investors"). This document must not be acted on or relied on by persons who are not major institutional investors. Any investment or investment activity to which this document relates is only available to major institutional investors and will be engaged in only with major institutional investors. In reliance on the exemption from registration provided by Rule 15a-6 of the U.S. Securities Exchange Act of 1934, as amended (the "Exchange Act") and interpretations thereof by the U.S. Securities and Exchange Commission ("SEC") in order to conduct business with Institutional Investors based in the U.S., MOFSL has entered into a chaperoning agreement with a U.S. registered broker-dealer, Motilal Oswal Securities International Private Limited. ("MOSIPL"). Any business interaction pursuant to this report will have to be executed within the provisions of this chaperoning agreement.

The Research Analysts contributing to the report may not be registered /qualified as research analyst with FINRA. Such research analyst may not be associated persons of the U.S. registered broker-dealer, MOSIPL, and therefore, may not be subject to NASD rule 2711 and NYSE Rule 472 restrictions on communication with a subject company, public appearances and trading securities held by a research analyst account.

#### For Singapore

In Singapore, this report is being distributed by Motilal Oswal Capital Markets (Singapore) Pte. Ltd. ("MOCMSPL") (UEN 201129401Z), which is a holder of a capital markets services license and an exempt financial adviser in Singapore. This report is distributed solely to persons who (a) qualify as "institutional investors" as defined in section 4A(1)(c) of the Securities and Futures Act of Singapore ("SFA") or (b) are considered "accredited investors" as defined in section 2(1) of the Financial Advisers Regulations of Singapore read with section 4A(1)(a) of the SFA. Accordingly, if a recipient is neither an "institutional investor" nor an "accredited investor", they must immediately discontinue any use of this Report and inform MOCMSPL.

In respect of any matter arising from or in connection with the research you could contact the following representatives of MOCMSPL. In case of grievances for any of the services rendered by MOCMSPL write to [grievances@motilaloswal.com](mailto:grievances@motilaloswal.com).

Nainesh Rajani

Email: [nainesh.rajani@motilaloswal.com](mailto:nainesh.rajani@motilaloswal.com)

Contact: (+65) 8328 0276

#### Specific Disclosures

- Research Analyst and/or his/her relatives do not have a financial interest in the subject company(ies), as they do not have equity holdings in the subject company(ies). MOFSL has financial interest in the subject company(ies) at the end of the week immediately preceding the date of publication of the Research Report: Yes.  
Nature of Financial interest is holding equity shares or derivatives of the subject company
- Research Analyst and/or his/her relatives do not have actual/beneficial ownership of 1% or more securities in the subject company(ies) at the end of the month immediately preceding the date of publication of Research Report.  
MOFSL has actual/beneficial ownership of 1% or more securities of the subject company(ies) at the end of the month immediately preceding the date of publication of Research Report:No
- Research Analyst and/or his/her relatives have not received compensation/other benefits from the subject company(ies) in the past 12 months.  
MOFSL may have received compensation from the subject company(ies) in the past 12 months.
- Research Analyst and/or his/her relatives do not have material conflict of interest in the subject company at the time of publication of research report.  
MOFSL does not have material conflict of interest in the subject company at the time of publication of research report.
- Research Analyst has not served as an officer, director or employee of subject company(ies).
- MOFSL has not acted as a manager or co-manager of public offering of securities of the subject company in past 12 months.
- MOFSL has not received compensation for investment banking /merchant banking/brokerage services from the subject company(ies) in the past 12 months.
- MOFSL may have received any compensation for products or services other than investment banking or merchant banking or brokerage services from the subject company(ies) in the past 12 months.
- MOFSL may have received compensation or other benefits from the subject company(ies) or third party in connection with the research report.
- MOFSL has not engaged in market making activity for the subject company.

The associates of MOFSL may have:

- financial interest in the subject company
- actual/beneficial ownership of 1% or more securities in the subject company at the end of the month immediately preceding the date of publication of the Research Report or date of the public appearance.
- received compensation/other benefits from the subject company in the past 12 months
- any other potential conflict of interests with respect to any recommendation and other related information and opinions.; however the same shall have no bearing whatsoever on the specific recommendations made by the analyst(s), as the recommendations made by the analyst(s) are completely independent of the views of the associates of MOFSL even though there might exist an inherent conflict of interest in some of the stocks mentioned in the research report.
- acted as a manager or co-manager of public offering of securities of the subject company in past 12 months
- be engaged in any other transaction involving such securities and earn brokerage or other compensation or act as a market maker in the financial instruments of the company(ies) discussed herein or act as an advisor or lender/borrower to such company(ies)
- received compensation from the subject company in the past 12 months for investment banking / merchant banking / brokerage services or from other than said services.
- Served subject company as its clients during twelve months preceding the date of distribution of the research report.

The associates of MOFSL has not received any compensation or other benefits from third party in connection with the research report

Above disclosures include beneficial holdings lying in demat account of MOFSL which are opened for proprietary investments only. While calculating beneficial holdings, It does not consider demat accounts which are opened in name of MOFSL for other purposes (i.e holding client securities, collaterals, error trades etc.). MOFSL also earns DP income from clients which are not considered in above disclosures.

**Analyst Certification**

The views expressed in this research report accurately reflect the personal views of the analyst(s) about the subject securities or issues, and no part of the compensation of the research analyst(s) was, is, or will be directly or indirectly related to the specific recommendations and views expressed by research analyst(s) in this report.

**Terms & Conditions:**

This report has been prepared by MOFSL and is meant for sole use by the recipient and not for circulation. The report and information contained herein is strictly confidential and may not be altered in any way, transmitted to, copied or distributed, in part or in whole, to any other person or to the media or reproduced in any form, without prior written consent of MOFSL. The report is based on the facts, figures and information that are considered true, correct, reliable and accurate. The intent of this report is not recommendatory in nature. The information is obtained from publicly available media or other sources believed to be reliable. Such information has not been independently verified and no guaranty, representation of warranty, express or implied, is made as to its accuracy, completeness or correctness. All such information and opinions are subject to change without notice. The report is prepared solely for informational purpose and does not constitute an offer document or solicitation of offer to buy or sell or subscribe for securities or other financial instruments for the clients. Though disseminated to all the customers simultaneously, not all customers may receive this report at the same time. MOFSL will not treat recipients as customers by virtue of their receiving this report.

**Disclaimer:**

The report and information contained herein is strictly confidential and meant solely for the selected recipient and may not be altered in any way, transmitted to, copied or distributed, in part or in whole, to any other person or to the media or reproduced in any form, without prior written consent. This report and information herein is solely for informational purpose and may not be used or considered as an offer document or solicitation of offer to buy or sell or subscribe for securities or other financial instruments. Nothing in this report constitutes investment, legal, accounting and tax advice or a representation that any investment or strategy is suitable or appropriate to your specific circumstances. The securities discussed and opinions expressed in this report may not be suitable for all investors, who must make their own investment decisions, based on their own investment objectives, financial positions and needs of specific recipient. This may not be taken in substitution for the exercise of independent judgment by any recipient. Each recipient of this document should make such investigations as it deems necessary to arrive at an independent evaluation of an investment in the securities of companies referred to in this document (including the merits and risks involved), and should consult its own advisors to determine the merits and risks of such an investment. The investment discussed or views expressed may not be suitable for all investors. Certain transactions -including those involving futures, options, another derivative products as well as non-investment grade securities - involve substantial risk and are not suitable for all investors. No representation or warranty, express or implied, is made as to the accuracy, completeness or fairness of the information and opinions contained in this document. The Disclosures of Interest Statement incorporated in this document is provided solely to enhance the transparency and should not be treated as endorsement of the views expressed in the report. This information is subject to change without any prior notice. The Company reserves the right to make modifications and alternations to this statement as may be required from time to time without any prior approval. MOFSL, its associates, their directors and the employees may from time to time, effect or have effected an own account transaction in, or deal as principal or agent in or for the securities mentioned in this document. They may perform or seek to perform investment banking or other services for, or solicit investment banking or other business from, any company referred to in this report. Each of these entities functions as a separate, distinct and independent of each other. The recipient should take this into account before interpreting the document. This report has been prepared on the basis of information that is already available in publicly accessible media or developed through analysis of MOFSL. The views expressed are those of the analyst, and the Company may or may not subscribe to all the views expressed therein. This document is being supplied to you solely for your information and may not be reproduced, redistributed or passed on, directly or indirectly, to any other person or published, copied, in whole or in part, for any purpose. This report is not directed or intended for distribution to, or use by, any person or entity who is a citizen or resident of or located in any locality, state, country or other jurisdiction, where such distribution, publication, availability or use would be contrary to law, regulation or which would subject MOFSL to any registration or licensing requirement within such jurisdiction. The securities described herein may or may not be eligible for sale in all jurisdictions or to certain category of investors. Persons in whose possession this document may come are required to inform themselves of and to observe such restriction. Neither the Firm, nor its directors, employees, agents or representatives shall be liable for any damages whether direct or indirect, incidental, special or consequential including lost revenue or lost profits that may arise from or in connection with the use of the information. The person accessing this information specifically agrees to exempt MOFSL or any of its affiliates or employees from, any and all responsibility/liability arising from such misuse and agrees not to hold MOFSL or any of its affiliates or employees responsible for any such misuse and further agrees to hold MOFSL or any of its affiliates or employees free and harmless from all losses, costs, damages, expenses that may be suffered by the person accessing this information due to any errors and delays.

This report is meant for the clients of Motilal Oswal only.

Investment in securities market are subject to market risks. Read all the related documents carefully before investing.

Registration granted by SEBI, enlistment as RA with Exchange and certification from NISM in no way guarantee performance of the intermediary or provide any assurance of returns to investors

Registered Office Address: Motilal Oswal Tower, Rahimtullah Sayani Road, Opposite Parel ST Depot, Prabhadevi, Mumbai-400025; Tel No.: 022 - 71934200 / 71934263; www.motilaloswal.com. Correspondence Address: Palm Spring Centre, 2nd Floor, Palm Court Complex, New Link Road, Malad (West), Mumbai- 400 064. Tel No: 022 71881000. Details of Compliance Officer: Neeraj Agarwal, Email Id: na@motilaloswal.com, Contact No.:022-40548085.

Grievance Redressal Cell:

Contact Person	Contact No.	Email ID
Ms. Hemangi Date	022 40548000 / 022 67490600	query@motilaloswal.com
Ms. Kumud Upadhyay	022 40548082	servicehead@motilaloswal.com
Mr. Ajay Menon	022 40548083	am@motilaloswal.com
Mr. Neeraj Agarwal	022 40548085	na@motilaloswal.com
Mr. Siddhartha Khemka	022 50362452	po.research@motilaloswal.com

Registration details of group entities.: Motilal Oswal Financial Services Ltd. (MOFSL): INZ000158836 (BSE/NSE/MCX/NCDEX); CDSL and NSDL: IN-DP-16-2015; Research Analyst: INH000000412, BSE enlistment no. 5028, AMFI registered Mutual Fund Distributor and SIF Distributor: ARN : 146822. IRDA Corporate Agent – CA0579, APMI: APRN00233. Motilal Oswal Financial Services Ltd. is a distributor of Mutual Funds, PMS, Fixed Deposit, Insurance, Bond, NCDs and IPO products.

Customer having any query/feedback/ clarification may write to query@motilaloswal.com. In case of grievances for any of the services rendered by Motilal Oswal Financial Services Limited (MOFSL) write to grievances@motilaloswal.com, for DP to dpgrievances@motilaloswal.com.