

MO Signature

Model Portfolio May 2026



Portfolio Investment Characteristics

- **Balanced Allocation:** 40-50% Large Cap for stability and steady growth; 50-60% Mid/small Cap for higher growth & re-rating potential.
- **Universe:** Portfolio is curated from our comprehensive Motilal Oswal Institutional coverage of 350+ companies, ensuring only the best ideas make the cut, backed by deep research and conviction.
- **Stock Selection:** Combining deep fundamental analysis with short-term market insights – including earnings upgrades, sector momentum, news, and event-driven triggers.
- **Strategic Sector Diversification:** Well-diversified across key sectors, aiming to balance risk and capture sector-specific opportunities.
- **Concentrated Portfolio:** 20 high-conviction stocks, each with 5% allocation to maximize upside while managing risk.
- **Monthly rebalancing:** Portfolio is reassessed every month to reflect new opportunities, earnings trends & macro shifts.



QUALITY

Quality of business and quality of management of the company being evaluated for investment



GROWTH

Growth in the company's earning



LONGEVITY

Longevity of both superior quality and growth



PRICE

Favorable purchase price, the cornerstone of every sound investment decision



Model Portfolio Recommendation

Portfolio				
Sector	Stocks	Weight	Market Cap	CMP* (Rs)
Banking & Finance	HDFCBANK	5%	Large Cap	772
	SHRIRAMFIN	5%	Large Cap	937
	IDFCFIRSTB	5%	Mid Cap	70
	ANGELONE ★	5%	Mid Cap	309
	CANBK	5%	Mid Cap	135
	SBILIFE	5%	Large Cap	1,819
Automobile	TVSMOTOR	5%	Large Cap	3,493
	MOTHERSON	5%	Large Cap	121
Healthcare	MAXHEALTH	5%	Large Cap	993
	RUBICON	5%	Small Cap	978
Industrials	KIRLOSENG	5%	Mid Cap	1,598
	VOLTAS	5%	Mid Cap	1,430
Metals	NATIONALUM	5%	Mid Cap	399
	TATASTEEL	5%	Large Cap	211
	JAINREC ★	5%	Small Cap	459
Telecom	BHARTIARTL	5%	Large Cap	1,887
Digital	ETERNAL	5%	Large Cap	247
	PAYTM	5%	Mid Cap	1,096
Utilities	AGMESOLAR	5%	Small Cap	303
	JSWENERGY ★	5%	Mid Cap	561
Total		100%		

* As on 30th April-2026

★ Denotes New Entry

Portfolio Parameters

Benchmark	NSE 200
Rebalance frequency	Monthly
Investment Horizon	1-3 years
Risk	Moderate to High
Launch Date	16 September 2025
Current Review Date	30 April 2026
Last Review Date	30 March 2026

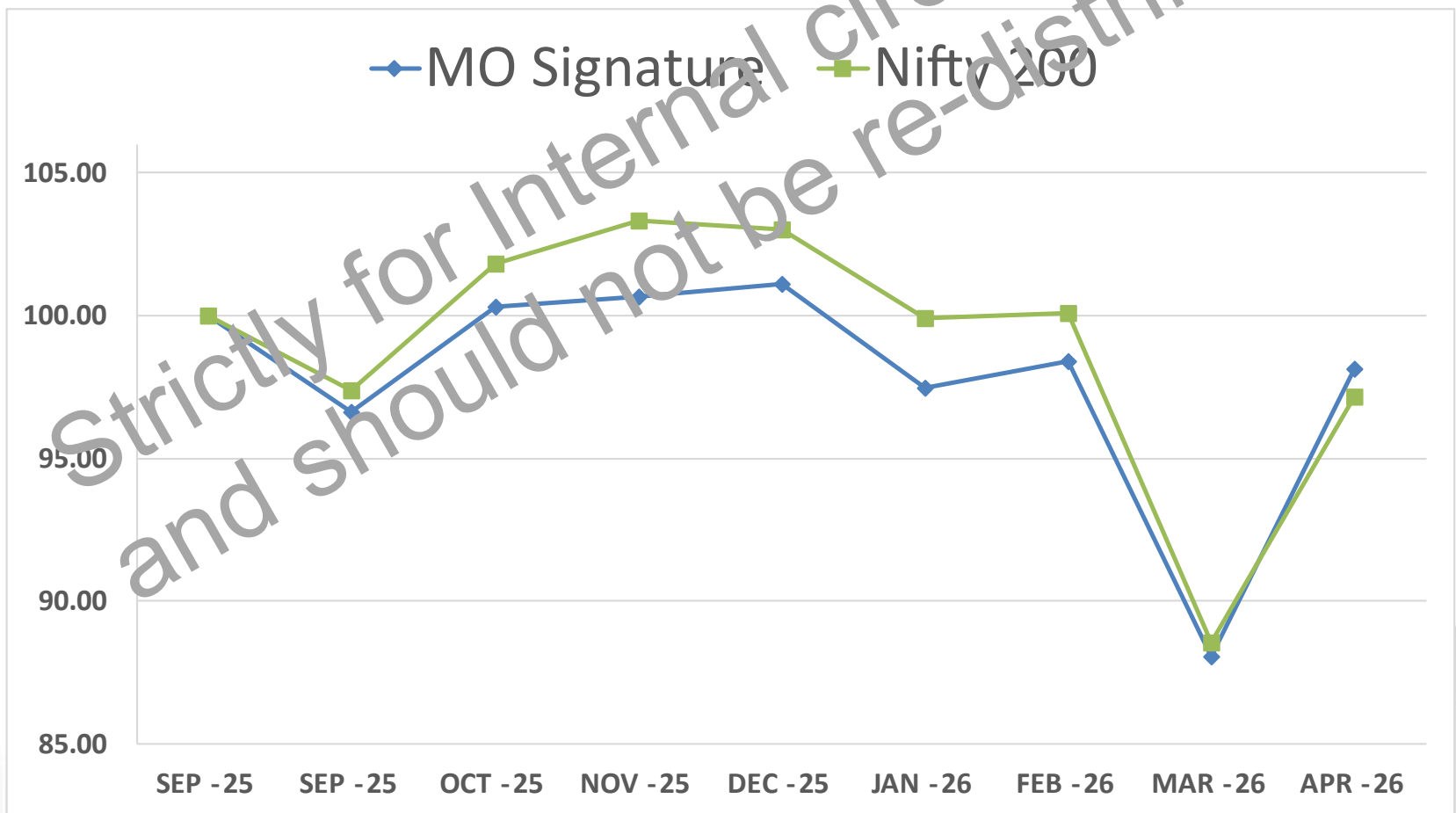
Performance

Portfolio Performance

	1m	3m	6m	Since inception*
MOST Signature	10.9%	0.1%	-4.1%	-3.4%
Nifty 200	9.7%	-2.9%	-4.6%	-2.9%

*Inception date: 16th September-2025
 # Absolute returns as on 30th April-2026
 Returns are pre expenses and excludes dividends

NAV Performance



Performance

Price Performance of Recommendations

Portfolio				
Scrip Name	Reco Date	Reco Price	CMP (30th Apr)	Gain/Loss
RUBICON	31-Oct-25	618	970	57%
SHRIRAMFIN	16-Sep-25	618	937	52%
KIRLOSENG	27-Feb-26	1,393	1,698	22%
NATIONALUM	27-Feb-26	355	399	13%
JAINREC ★	23-Apr-26	410	459	12%
ACMESOLAR	30-Sep-25	277	303	9%
CANBK	30-Sep-25	124	135	9%
TATASTEEL	04-Feb-26	195	211	8%
VOLTAS	30-Sep-25	1,354	1,430	6%
TVSMOTOR	30-Sep-25	3,439	3,493	2%
JSWENERGY ★	23-Apr-26	561	561	0%
BHARTIARTL	16-Sep-25	1,905	1,887	-1%
MOTHERSON	04-Feb-26	123	121	-1%
ANGELONE ★	23-Apr-26	321	309	-4%
SB LIFE	09-Dec-25	2,006	1,819	-9%
PAYTM	16-Sep-25	1,228	1,096	-11%
MAXHEALTH	16-Sep-25	1,159	993	-14%
IDFCFIRSTB	31-Oct-25	82	70	-15%
HDFCBANK	16-Sep-25	967	772	-20%
ETERNAL	16-Sep-25	327	247	-25%

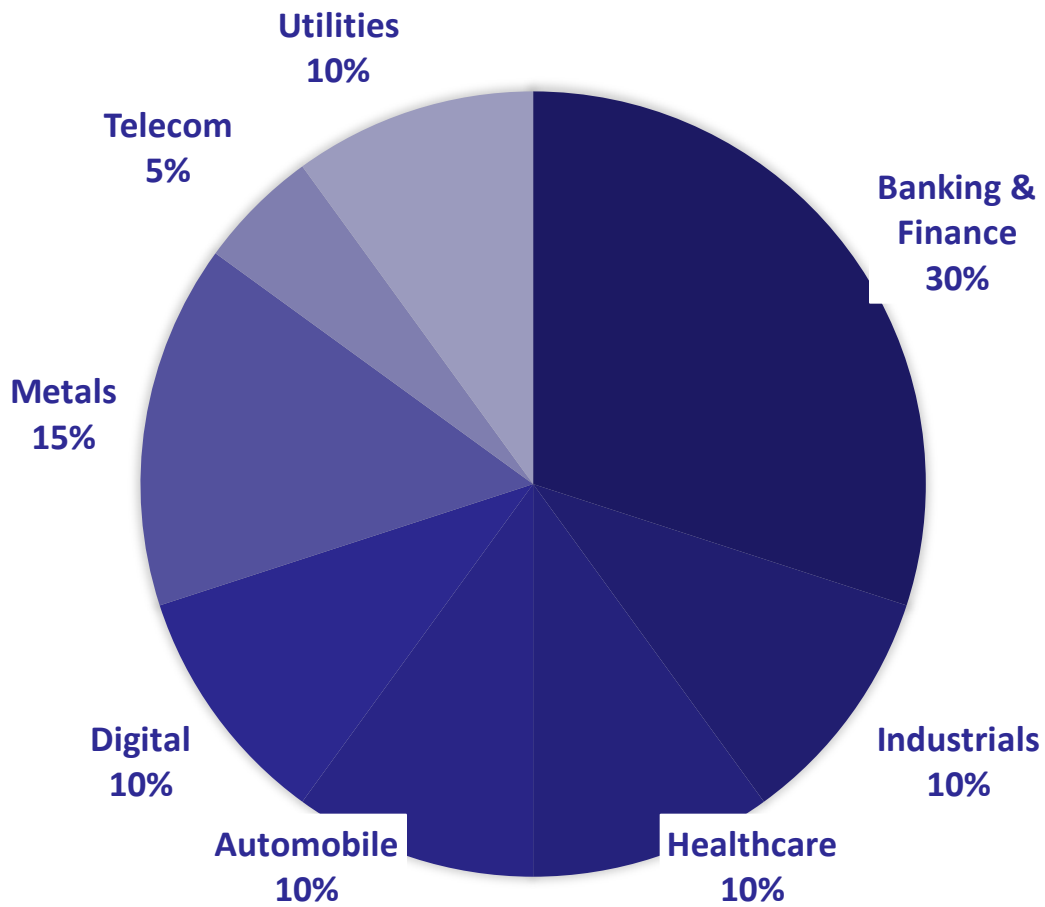
★ Denotes New Entry

Model Portfolio Changes – May'26

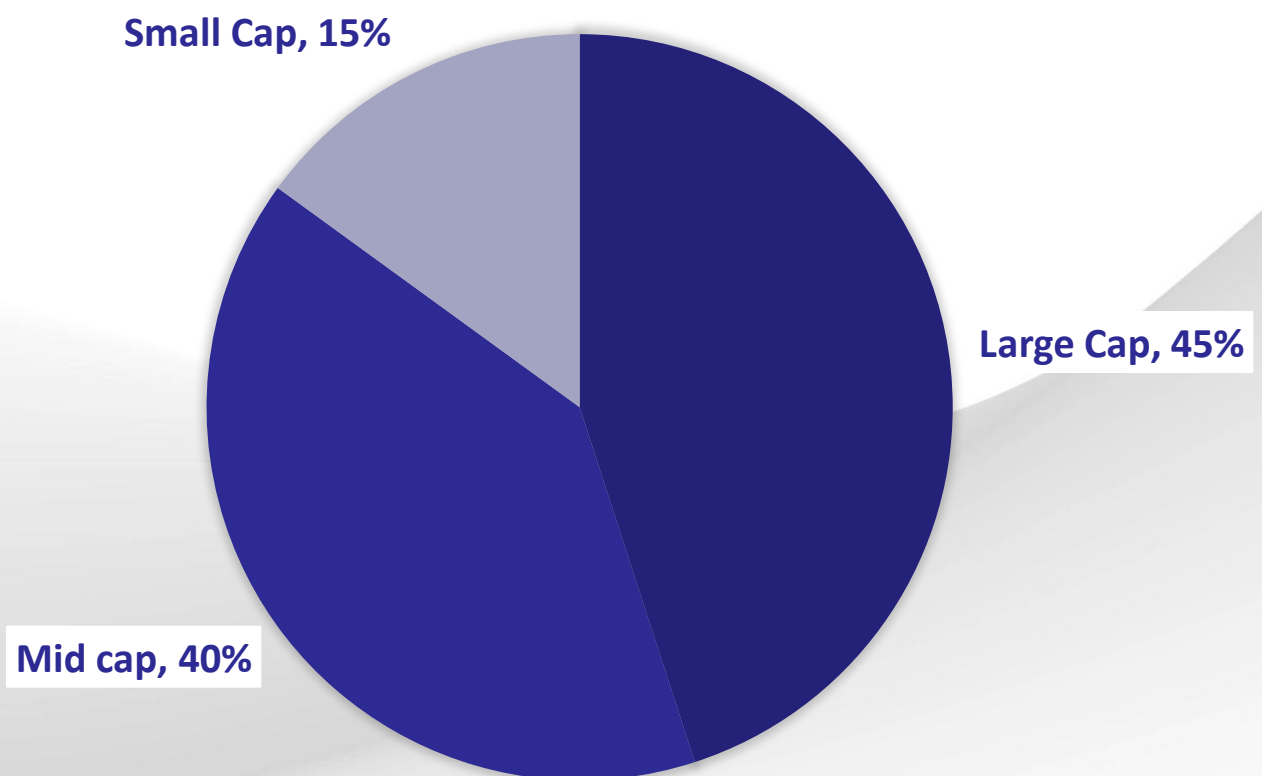
Action	Stock	Sector	M-cap	Rationale
Entry	ANGELONE	Banking & Finance	Mid Cap	Angel One is transitioning into a diversified financial super-app, improving revenue quality via non-trading streams. ₹300 crore investment into wealth and credit subsidiaries strengthens cross-sell opportunities across 37 million+ clients.
Entry	JAINREC	Metals	Small Cap	Jain Resource is one of India's largest non-ferrous metal recyclers, operating an integrated platform capable of processing multiple materials at single location.
Entry	JSWENERGY	Utilities	Mid Cap	JSW Energy is a structural play on India's energy transition, driven by aggressive renewable capacity expansion, energy storage foray, & long-term cash flow visibility from diversified power assets.
Exit	SRF	Chemicals	Mid Cap	Exiting for better investment opportunity.
Exit	NAM-INDIA	Banking & Finance	Mid Cap	We are strategically exiting our position in NAM-India. With valuations now appearing stretched, we are prudently booking profits.
Exit	HCLTECH	IT	Large Cap	Subdued discretionary spending & delayed deal ramp-ups continuing to weigh on execution.

| Sector and Market Cap Allocation

Sector Allocation



Market Cap Allocation



| Sector View

Sector	View
Automobiles	OW
Banks-Private	OW
Banks-PSU	OW
Capital Goods	OW
Cement	OW
Chemicals	N
Consumer	UW
EMS	OW
Healthcare	OW
Infrastructure	OW
Insurance	OW
Logistics	OW
Media	N
Metals	UW
NBFC	OW
Oil & Gas	UW
Others	OW
Real Estate	N
Retail	N
Staffing	N
Technology	UW
Quick Commerce	OW
Telecom	UW
Utilities	UW

OW: Overweight; **N:** Neutral; **UW:** Underweight

Valuation Metric

Company	Sector	Mkt Cap*	EPS Gr. CAGR	ROE (%)	P/E (x)	P/BV (x)	PEG
		(₹ Bn)	FY26-28	FY27E	FY27E	FY27E	
HDFC Bank	Banks-Private	11,865	15%	14.4	14.0	1.9	0.9
Bharti Airtel	Telecom	11,383	37%	25.5	28.4	6.2	0.8
Tata Steel	Metals	2,669	36%	16.6	14.8	2.3	0.4
Eternal	Others	2,292	236%	6.7	104.4	6.8	0.4
SBI Life Insurance	Insurance	1,809	18%	17.6	62.7	1.9	3.4
Shriram Finance	NBFC - Lending	1,782	13%	14.0	17.3	1.9	1.3
TVS Motor Co.	Automobiles	1,671	21%	28.7	39.4	10.1	1.9
Samvardhana Motherson	Automobiles	1,302	29%	12.8	25.8	3.2	0.9
Canara Bank	Banks-PSU	1,230	6%	17.3	6.4	1.0	1.0
JSW Energy	Utilities	967	82%	7.8	40.1	3.0	0.5
Max Healthcare	Healthcare	965	20%	16.2	46.0	6.9	2.3
Natl. Aluminium	Metals	788	-10%	19.3	15.6	2.8	-1.6
One 97 Comm.	Others	696	26%	3.3	142.8	4.7	5.5
IDFC First Bank	Banks-Private	597	77%	7.6	16.2	1.2	0.2
Voltas	Consumer Durables	483	51%	12.2	50.9	6.2	1.0
Angel One	NBFC - Non Lending	283	33%	20.8	20.5	4.0	0.6
Kirloskar Oil	Capital Goods	243	24%	16.5	41.8	6.5	1.8
ACME Solar	Utilities	182	76%	12.0	28.9	3.3	0.4
Rubicon Research	Healthcare	158	33%	23.0	51.1	10.7	1.6
Jain Resource	Others	158	38%	32.4	24.6	6.9	0.6
Total			43%		20.0		0.9

* As on 4th –May-2026

Rationales



Coming out of consolidation!

HDFC BANK

- HDFCB continues to benefit from its dominant retail banking franchise, granular deposit base, & disciplined risk management. Mgmt. expects loan growth to outpace system levels in FY27, aided by calibrated branch additions, operating leverage improvement, & gradual normalization of CD ratio.
- Mgmt. is concentrating on enhancing customer engagement & service delivery to boost deposit inflows, which is evident from improvement in its deposit mkt. share to 12% in FY25 (vs 10.3% in FY23).
- We project FY27E RoA/RoE of 1.9%/14.5%, supported by deposit repricing, better operating leverage, and strong provision buffers. With improving growth visibility and stable asset quality, we are positive on HDFC Bank.



Strategic investor strengthens AUM growth and return outlook

SHRIRAM FINANCE

- The induction of MUFG Bank as a strategic shareholder marks a key inflection point for Shriram Finance, strengthening its capital base, funding access, & balance sheet. MUFG 20% preferential equity allotment brings not only long-term growth capital but also global treasury and capital markets expertise.
- Management expects AUM growth to accelerate to ~18–20%, driven by higher customer retention, upward migration within the existing base, and improved cross-sell through a near pan-branch multi-product offering.
- Lower funding costs due to CARE ratings upgrade to AAA, easing excess liquidity, and operating leverage position margins and profitability for a structurally stronger earnings trajectory. We expect PAT CAGR of ~29% over FY26-28E and RoA/RoE of 3.9%/13.6% by FY28.



**Building blocks;
outperformance to sustain**

CANARA BANK

- Canara Bank's growth outlook remains steady, supported by sustained momentum in retail lending and improving asset quality.
- Treasury gains, higher PSLC income, and steady recoveries provided earnings tailwinds, while opex remained contained. The bank continues to maintain controlled credit costs and strong provisioning buffers, with GNPA/NNPA improving to 2.08%/0.45% in Q3FY26.
- We believe Canara is best placed with the PSL regulatory guidelines. With a projected FY27E RoA/RoE of 1.03%/17.8% and sustained business momentum, Canara Bank is well-positioned to deliver consistent long-term returns.



**Asset quality stress
peaks out; earnings set
to gain pace**

IDFC FIRST BANK

- IDFC First Bank continues to strengthen its long-term franchise, supported by a diversified retail-led loan book, a stable deposit base, and improving operating metrics.
- Business momentum remains strong, with advances and deposits consistently growing ~15% YoY, supported by a steadily improving CASA mix. Asset quality trends continue to strengthen, as reflected in sequential declines in GNPA/NNPA ratios alongside a moderation in credit costs, reinforcing earnings stability.
- Bank's strategic focus on expanding its retail franchise, scaling wealth and cash management businesses, and enhancing digital capabilities positions it well for sustained profitability. We expect loan/PAT CAGR of 20%/73% over FY26-28E and RoA/RoE of 0.9%/8.8% for FY27E.



**Strong quarter driven by
the broking business**

ANGEL ONE

- Angel One is evolving beyond discount broking into a broader financial super-app. AI integration is deepening customer engagement & lowering costs, with Ask Angel and AI-assisted engineering helping improve scalability, productivity and long-term operating efficiency.
- The company appears past its FY26 reset phase marked by regulatory changes and elevated branding spends. Q4FY26 PAT surged 83% YoY, indicating improving operating momentum & suggesting earnings recovery is underway.
- Revenue quality is improving through stickier non-trading streams. Client funding book grew 41% YoY to ₹54.5 billion, creating recurring interest income that can offset softer trading activity cycles. Additionally, a ₹300 crore investment into wealth and credit subsidiaries strengthens cross-sell opportunities across 37 million+ clients.

SBI LIFE INSURANCE

- SBI Life continue to deliver steady operating performance with healthy growth in Annual premium equivalent (APE) and Value of new business (VNB), driven by a favorable shift toward protection and non-par products.
- Growth momentum remains strong in high-margin segments, with individual protection/non-par savings up 24%/40%+ YoY in 3QFY26. Persistency improved meaningfully, while AUM rose 10% YoY to ₹4.8tn, supporting earnings visibility.
- Management remains confident of 13-14% APE growth in FY26 and VNB margin guidance of 26-28%. Structural shifts toward protection, non-par & digital sourcing strengthen long-term value creation. We expect SBILIFE to clock a CAGR of 14%/15% in APE/VNB over FY25-28.



**Well-positioned to
sustain healthy
profitability**

MAX HEALTHCARE

- MAXH is well-positioned as a leading multi-specialty hospital chain, with plans to add 3,600+ beds over 3–4 years through brownfield expansion and strategic acquisitions.
- MAXH continues its consistent growth, delivering 20%+ YoY revenue growth for 17 straight quarters. Emerging businesses also maintained strong traction, with Max@lab and Max@home posting robust double-digit growth.
- Diagnostics and home care also scaled well with 19-22% growth. Backed by sustained capex, disciplined execution, and a scalable network, the company is positioned to deliver consistent growth over the next 3-5 years.



**Building blocks;
outperformance to
sustain**

RUBICON RESEARCH

- Rubicon Research, is a fast-growing, R&D-driven pharma mfg., focused on regulated markets, scaling its revenue at 42% CAGR over last 10 years with RoE of 29%. Commercial portfolio expanded rapidly with 86% approval-to-launch conversion rate, across oral solids, liquids, & nasal sprays.
- It's set for strong growth driven by new launches in generics/nasal sprays/CNS therapies, sustained R&D productivity, and disciplined compliance.
- From an opex loss in FY22, it has achieved EBITDA of INR2.5b in FY25, supported by consistent execution & operational strength.
- We estimate revenue/EBITDA/PAT to grow at CAGR of 29%/26%/33% over FY26-28.



Gains in the gale



Well-positioned to
sustain healthy
profitability

SAMVARDHANA MOTHERSON

- Samvardhana is a leading global automotive supplier with over 400 manufacturing facilities across 44 countries. It has ~24% global share in passenger car mirrors & ranks among the top three wiring harness players globally.
- Its revenue mix is well diversified which mitigates concentration risks. The acquisition of Nexans Autoelectric strengthens its EV portfolio, adds ~€749m in annual revenue and enhances access to premium German OEMs.
- A robust \$87.2bn order book provides strong revenue visibility over the next 5-6 years. With European restructuring largely complete & non-auto segments growing rapidly, the company is poised for margin expansion and diversified growth.



Growth acceleration in
sight!

TVS MOTOR

- TVS Motor posted its highest-ever quarterly sales of 1.5m units (+25% YoY) in 3Q, outperforming industry. Backed by GST rate cuts, management expects 2W demand momentum to sustain in 2H.
- EVs remain a key growth pillar, with sales growing double digit every month on YoY basis. TVS has expanded its EV dealership network to 900+ locations, plans 1,400 by FY26, and investing in battery localization, swappable technology, charging infrastructure.
- TVS will benefit from the premiumization trend in 125cc+ 2W, which now contributing 72% of domestic motorcycles & adoption of EV in the Indian market. EBITDA margins will expand 70bp over FY25-28, supporting EPS CAGR of ~29%.



TPPL acquisition to
expand footprint

TATA STEEL

- Tata Steel is one of the world's most geographically diversified steel producers, operating an integrated value chain from captive mining to finished steel across five continents.
- With ~35 MTPA crude steel capacity in FY26, it ranks among the top global producers and holds ~12-14% market share in India, supported by record production at Jamshedpur and Kalinganagar. In Europe, the transition from blast furnaces to Electric Arc Furnaces aligns operations with EU carbon norms and aims to reduce earnings volatility.
- Tata Steel is well placed to benefit from improving steel realizations, operating efficiencies, and robust domestic demand.



**Steady quarter; remains
our preferred pick in
telecom**

BHARTI AIRTEL

- Bharti Airtel is well-positioned for long-term value creation, supported by its strong premiumization strategy, Airtel Africa's digital & financial services growth and margin expansions.
- With capex intensity moderating in FY26, following a lean India capex of ~₹300b in FY25, Bharti is well-positioned to generate robust FCF of ~₹1.3 trillion over FY26-28E, providing meaningful headroom to strengthen its balance sheet and deliver improved returns to shareholders.
- We model a 13%/15% CAGR in Bharti's consolidated revenue/EBITDA (FY25-28E) driven by an expected ~15% India wireless tariff hike (Jul'26), faster home broadband growth, & continued strong double-digit growth in Africa.



**Building blocks;
outperformance to sustain**

ETERNAL

- Eternal remains structurally well placed with leadership in food delivery and quick commerce, while Blinkit represents a long-term opportunity in grocery and retail disruption. Hyperpure turning profitable and scaling potential adds ecosystem synergies, reinforcing long-term optionality beyond near-term volatility.
- Beyond Blinkit, key growth drivers include Hyperpure and the Going-Out segment. Hyperpure is targeting an INR 8,000 crore revenue run rate, while the company continues to scale its Going-Out business. Significant retail disruption is expected as company plans to expand to over 3,000+ stores.
- We see Eternal as a generational play on retail and food delivery disruption & project over 15% NOV growth in FY27.



**Cost control drives
maiden operational
profits**

PAYTM

- Paytm continues to demonstrate steady progress toward sustainable profitability, supported by healthy GMV growth and disciplined cost management.
- The company's focus on AI-led automation is driving operational efficiency, improved cross-sell, and merchant-level engagement. Management expects continued traction in postpaid lending and merchant expansion, aided by partnerships and data-led credit origination.
- Paytm's improving financials is driven by lower DLG, higher collections, and reduced ESOP-related expenses. With improving monetization in financial services and a cash buffer of ₹161b, Paytm is poised to turn EBITDA positive by FY26. We expect PAT CAGR of 76% over FY26-28.



**Robust growth with
strong margins and
earnings beat**

KIRLOSKAR OIL ENGINES

- Kirloskar Oil Engines is a dominant leader in the Indian power generation & industrial engine space. Its core products include diesel engines & gensets ranging from low to high horsepower, catering to residential, commercial, and critical infrastructure like data centers and defense.
- A massive pivot toward the High Horsepower (HHP) segment is its primary driver, recording a staggering 235% growth in Q3FY26. This move allows the company to compete in high-margin markets, traditionally held by global players.
- It is transforming from a traditional engine maker into a diversified power-solutions provider. With a strategic target of \$2 billion in revenue by FY30 and a strengthening "Aftermarket" moat (distribution and service network), it offers a compelling compounding story.

JAIN RESOURCE

- Jain Resource Recycling is one of India's largest non-ferrous metal recyclers, operating an integrated platform capable of processing multiple materials at a single location with 287K MT capacity.
- It has diversified operations across lead (~44% revenue), copper (~50%), and aluminum (~4%). Jain has built a strong global ecosystem, sourcing scrap from 120+ countries while exporting to 20+ countries.
- This integrated network ensures consistent access to quality scrap, competitive freight, logistics costs, supports scalable operations and sustained export growth. We expect a CAGR of 36%/56% in revenue/PAT during FY25-28, driven by capacity expansion in core segments, & higher contribution from value-added copper products.

VOLTAS

- Voltas is leveraging its Electro Mechanical Projects & Services division to tap into India's massive AI & digital infrastructure build out. The company is positioning itself for data center HVAC solutions, where energy efficiency is the primary competitive moat.
- Voltas maintained ~18% mkt. share in RAC and targets continued growth via premiumization, product portfolio expansion, and strengthened trade networks. The commercial AC segment remains the key growth driver, targeting 15-20% growth over the next 2-3 years,
- Voltbek continues to gain traction in refrigerators, washing machines, & other appliances, leveraging GST cuts & urban premiumization trends. Near-term headwinds may pressure margins, but festive demand and policy stimuli are expected to drive recovery.



**Building scale in a
fragmented recycling
industry**



**Well-positioned to
sustain healthy
profitability**



**Strong alumina volumes
and favorable aluminum
prices drive earnings beat**

NATIONAL ALUMINIUM

- NALCO is a "Navratna" CPSE & a global leader in the integrated production of Alumina and Aluminium. Its product portfolio includes standard ingots, wire rods & billets, alongside high-purity calcined alumina exported worldwide.
- NALCO's 1 MTPA alumina refinery expansion, scheduled for commissioning in June 2026, could be a key growth catalyst, potentially boosting export volumes and enabling the company to benefit from global supply constraints.
- NALCO's moat is its lowest-cost producer status globally, powered by 100% captive bauxite and coal mines. This vertical integration protects its 20%+ RoE even during commodity price crashes, making it a "fortress" balance sheet play for the EV and renewable energy era.

ACME SOLAR

- Acme's ~78% of total portfolio (8.1GW) is tied to long-term PPAs, ensuring stable cash flows. With capacity ramp-up from ~2.5GW to ~5.5GW by FY28, growth visibility is strong.
- Commissioning of under-construction projects is expected to drive strong operating leverage, supporting EBITDA/PAT CAGR of ~74%/76% over FY25-28, with margins remaining resilient led by higher-yielding FDRE and hybrid assets.
- Accelerated battery energy storage deployment (~10GWh target by CY27) linked to FDRE projects could unlock incremental earnings, with potential EBITDA of ₹1.7b/GWh.
- Near-complete transmission connectivity for under-construction capacity & strong pipeline provide bidding advantage, reducing execution risks & supporting sustainable long-term growth visibility.

JSW ENERGY

- JSW Energy is transforming from a thermal-heavy utility into a Round-the-Clock green energy powerhouse, targeting 30 GW of capacity by 2030 with renewables comprising 70% of the mix.
- JSW is recognizing intermittency and solving it by building India's most ambitious energy storage portfolio of 40 GWh by 2030, including India's largest battery storage project (500 MW/1,000 MWh) and a strong pipeline of high-margin pumped hydro assets, ensuring reliable, round-the-clock clean power supply.
- With 82% of sales locked into long-term PPAs, cash flows are predictable and shielded from spot-market volatility. Its recently commissioned India's largest Green Hydrogen plant (3,800 TPA) at Vijayanagar further positions it as a key enabler of industrial decarbonization.



**Execution strength
underpin positive stance**



**Play on India's energy
transition**

Portfolio Disclosure

Market Risks

Key equity market risks that can affect the model portfolio include changes in:

- Market volatility, General market conditions
- Trading volumes/liquidity and settlement periods
- Interest rates, Rate of inflation
- Domestic and/or global political, economic and financial developments
- Policies and/or legal and regulatory frameworks by government and other appropriate authorities

Portfolio Risks

Key portfolio level risks that can affect the model portfolio include changes in:

- High exposure to specific sectors or industries can increase volatility and risk if adverse conditions affect those sectors disproportionately.
- Individual stocks within the portfolio may experience price volatility due to company-specific events such as earnings results, management changes, regulatory actions, or competitive developments.
- Certain stocks in the model portfolio may have limited liquidity, which could affect the ability to enter or exit positions without materially impacting the market price.
- The portfolio construction relies on models and assumptions that may not accurately predict future market movements. Any errors or limitations in data, inputs, or modeling techniques could impact portfolio performance.

Determination of Benchmark index

- As the portfolio has a significant exposure to Large and Mid caps, the comparable index has been determined as Nifty 200.
- The model portfolio's performance may differ from that of the benchmark index due to differences in holdings, timing, and weighting decisions.

Rebalancing and Implementation Risks

- Differences in execution timing, transaction costs, and client-specific constraints may cause actual returns to deviate from the model portfolio's theoretical performance.

Past Performance Disclaimer

- Past performance should not be relied upon as a guarantee of future results. The returns shown are model portfolio returns and do not represent actual trading.
- The returns shown are pre-expense but includes dividend. Actual results may differ due to transaction costs, timing, or other factors.

Siddhartha Khemka
Head - Retail Research

Sneha Poddar
Research Analyst

Nandish Shah
Research Analyst

Jay Kumar Jain
Research Analyst

Disclosures:

The following Disclosures are being made in compliance with the SEBI Research Analyst Regulations 2014 (herein after referred to as the Regulations).

Motilal Oswal Financial Services Ltd. (MOFSL) is a SEBI Registered Research Analyst having registration no. INH000000412 and BSE enlistment no. 5028. MOFSL, the Research Entity (RE) as defined in the Regulations, is engaged in the business of providing Stock broking services, Depository participant services & distribution of various financial products. MOFSL is a listed public company, the details in respect of which are available on www.motilaloswal.com. MOFSL is registered with the Securities & Exchange Board of India (SEBI) and is a registered Trading Member with National Stock Exchange of India Ltd. (NSE) and Bombay Stock Exchange Limited (BSE), Multi Commodity Exchange of India Limited (MCX) and National Commodity & Derivatives Exchange Limited (NCDEX) for its stock broking activities & is Depository participant with Central Depository Services Limited (CDSL) National Securities Depository Limited (NSDL), NERL, COMRIS and CCRL and is member of Association of Mutual Funds of India (AMFI) for distribution of financial products and Insurance Regulatory & Development Authority of India (IRDA) as Corporate Agent for insurance products and is a member of Association of Portfolio Managers in India (APMI) for distribution of PMS products. Details of associate entities of Motilal Oswal Financial Services Ltd. are available on the website at <http://onlinereports.motilaloswal.com/Dormant/documents/Associate%20Details.pdf> Details of pending Enquiry Proceedings of Motilal Oswal Financial Services Limited are available on the website at <https://galaxy.motilaloswal.com/ResearchAnalyst/PublishViewLitigation.aspx>. As per Regulatory requirements, Research Audit Report is uploaded on www.motilaloswal.com > MOFSL-Important Links > MOFSL Research Analyst Compliance Audit Report.

MOFSL, its associates, Research Analyst or their relatives may have any financial interest in the subject company. MOFSL and/or its associates and/or Research Analyst or their relatives may have actual beneficial ownership of 1% or more securities in the subject company at the end of the month immediately preceding the date of publication of the Research Report or date of the public appearance. MOFSL and its associate company(ies), their directors and Research Analyst and their relatives may have any other potential conflict of interests at the time of publication of the research report or at the time of public appearance, however the same shall have no bearing whatsoever on the specific recommendations made by the analyst(s), as the recommendations made by the analyst(s) are completely independent of the views of the associates of MOFSL even though there might exist an inherent conflict of interest in some of the stocks mentioned in the research report..

In the past 12 months, MOFSL or any of its associates may have:

- received any compensation/other benefits from the subject company of this report
- managed or co-managed public offering of securities from subject company of this research report,
- received compensation for investment banking or merchant banking or brokerage services from subject company of this research report,
- received compensation for products or services other than investment banking or merchant banking or brokerage services from the subject company of this research report.

- MOFSL and its associates have not received any compensation or other benefits from the subject company or third party in connection with the research report.
- Subject Company may have been a client of MOFSL or its associates during twelve months preceding the date of distribution of the research report.
- Research Analyst may have served as director/officer/employee in the subject company.
- MOFSL and research analyst may engage in market making activity for the subject company.

MOFSL and its associate company(ies), and Research Analyst and their relatives from time to time may have:

- a long or short position in, act as principal in, and buy or sell the securities or derivatives thereof of companies mentioned herein.
- be engaged in any other transaction involving such securities and earn brokerage or other compensation or act as a market maker in the financial instruments of the company(ies) discussed herein or act as an advisor or lender/borrower to such company(ies) or may have any other potential conflict of interests with respect to any recommendation and other related information and opinions.; however the same shall have no bearing whatsoever on the specific recommendations made by the analyst(s), as the recommendations made by the analyst(s) are completely independent of the views of the associates of MOFSL even though there might exist an inherent conflict of interest in some of the stocks mentioned in the research report.

Above disclosures include beneficial holdings lying in demat account of MOFSL which are opened for proprietary investments only. While calculating beneficial holdings, It does not consider demat accounts which are opened in name of MOFSL for other purposes (i.e holding client securities, collaterals, error trades etc.). MOFSL also earns DP income from clients which are not considered in above disclosures.

To enhance transparency, MOFSL has incorporated a Disclosure of Interest Statement in this document. This should, however, not be treated as endorsement of the views expressed in the report. MOFSL and / or its affiliates do and seek to do business including investment banking with companies covered in its research reports. As a result, the recipients of this report should be aware that MOFSL may have a potential conflict of interest that may affect the objectivity of this report.

Terms & Conditions:

This report has been prepared by MOFSL and is meant for sole use by the recipient and not for circulation. The report and information contained herein is strictly confidential and may not be altered in any way, transmitted to, copied or distributed, in part or in whole, to any other person or to the media or reproduced in any form, without prior written consent of MOFSL. The report is based on the facts, figures and information that are considered true, correct, reliable and accurate. The intent of this report is not recommendatory in nature. The information is obtained from publicly available media or other sources believed to be reliable. Such information has not been independently verified and no guaranty, representation of warranty, express or implied, is made as to its accuracy, completeness or correctness. All such information and opinions are subject to change without notice. The report is prepared solely for informational purpose and does not constitute an offer document or solicitation of offer to buy or sell or subscribe for securities or other financial instruments for the clients. Though disseminated to all the customers simultaneously, not all customers may receive this report at the same time. MOFSL will not treat recipients as customers by virtue of their receiving this report.

Analyst Certification

The views expressed in this research report accurately reflect the personal views of the analyst(s) about the subject securities or issues, and no part of the compensation of the research analyst(s) was, is, or will be directly or indirectly related to the specific recommendations and views expressed by research analyst(s) in this report.

Disclosure of Interest Statement

Analyst ownership of the stock No

A graph of daily closing prices of securities is available at www.nseindia.com, www.bseindia.com. Research Analyst views on Subject Company may vary based on Fundamental research and Technical Research. Proprietary trading desk of MOFSL or its associates maintains arm's length distance with Research Team as all the activities are segregated from MOFSL research activity and therefore it can have an independent view with regards to subject company for which Research Team have expressed their views.

Regional Disclosures (outside India)

This report is not directed or intended for distribution to or use by any person or entity resident in a state, country or any jurisdiction, where such distribution, publication, availability or use would be contrary to law, regulation or which would subject MOFSL & its group companies to registration or licensing requirements within such jurisdictions.

For Hong Kong:

This report is distributed in Hong Kong by Motilal Oswal capital Markets (Hong Kong) Private Limited, a licensed corporation (CE AYY-301) licensed and regulated by the Hong Kong Securities and Futures Commission (SFC) pursuant to the Securities and Futures Ordinance (Chapter 571 of the Laws of Hong Kong) "SFO". As per SEBI (Research Analyst Regulations) 2014 Motilal Oswal Financial Services Limited (SEBI Reg No. INH000000412) has an agreement with Motilal Oswal capital Markets (Hong Kong) Private Limited for distribution of research report in Hong Kong. This report is intended for distribution only to "Professional Investors" as defined in Part I of Schedule 1 to SFO. Any investment or investment activity to which this document relates is only available to professional investor and will be engaged only with professional investors." Nothing here is an offer or solicitation of these securities, products and services in any jurisdiction where their offer or sale is not qualified or exempt from registration. The Indian Analyst(s) who compile this report is/are not located in Hong Kong & are not conducting Research Analysis in Hong Kong.

For U.S.

MOTILAL Oswal Financial Services Limited (MOFSL) is not a registered broker - dealer under the U.S. Securities Exchange Act of 1934, as amended (the "1934 act") and under applicable state laws in the United States. In addition MOFSL is not a registered investment adviser under the U.S. Investment Advisers Act of 1940, as amended (the "Advisers Act" and together with the 1934 Act, the "Acts"), and under applicable state laws in the United States. Accordingly, in the absence of specific exemption under the Acts, any brokerage and investment services provided by MOFSL, including the products and services described herein are not available to or intended for U.S. persons. This report is intended for distribution only to "Major Institutional Investors" as defined by Rule 15a-6(b)(4) of the Exchange Act and interpretations thereof by SEC (henceforth referred to as "major institutional investors"). This document must not be acted on or relied on by persons who are not major institutional investors. Any investment or investment activity to which this document relates is only available to major institutional investors and will be engaged in only with major institutional investors. In reliance on the exemption from registration provided by Rule 15a-6 of the U.S. Securities Exchange Act of 1934, as amended (the "Exchange Act") and interpretations thereof by the U.S. Securities and Exchange Commission ("SEC") in order to conduct business with Institutional Investors based in the U.S., MOFSL has entered into a chaperoning agreement with a U.S. registered broker-dealer, Motilal Oswal Securities International Private Limited. ("MOSIPL"). Any business interaction pursuant to this report will have to be executed within the provisions of this chaperoning agreement.

The Research Analysts contributing to the report may not be registered /qualified as research analyst with FINRA. Such research analyst may not be associated persons of the U.S. registered broker-dealer, MOSIPL, and therefore, may not be subject to NASD rule 2711 and NYSE Rule 472 restrictions on communication with a subject company, public appearances and trading securities held by a research analyst account.

For Singapore

In Singapore, this report is being distributed by Motilal Oswal Capital Markets (Singapore) Pte. Ltd. ("MOCMSPL") (UEN 201129401Z), which is a holder of a capital markets services license and an exempt financial adviser in Singapore. This report is distributed solely to persons who (a) qualify as "institutional investors" as defined in section 4A(1)(c) of the Securities and Futures Act of Singapore ("SFA") or (b) are considered "accredited investors" as defined in section 2(1) of the Financial Advisers Regulations of Singapore read with section 4A(1)(a) of the SFA. Accordingly, if a recipient is neither an "institutional investor" nor an "accredited investor", they must immediately discontinue any use of this Report and inform MOCMSPL.

In respect of any matter arising from or in connection with the research you could contact the following representatives of MOCMSPL. In case of grievances for any of the services rendered by MOCMSPL write to grievances@motilaloswal.com.

Nainesh Rajani

Email: nainesh.rajani@motilaloswal.com

Contact: (+65) 8328 0276

Disclaimer:

This report is intended for distribution to Retail Investors.

The report and information contained herein is strictly confidential and meant solely for the selected recipient and may not be altered in any way, transmitted to, copied or distributed, in part or in whole, to any other person or to the media or reproduced in any form, without prior written consent. This report and information herein is solely for informational purpose and may not be used or considered as an offer document or solicitation of offer to buy or sell or subscribe for securities or other financial instruments. Nothing in this report constitutes investment, legal, accounting and tax advice or a representation that any investment or strategy is suitable or appropriate to your specific circumstances. The securities discussed and opinions expressed in this report may not be suitable for all investors, who must make their own investment decisions, based on their own investment objectives, financial positions and needs of specific recipient. This may not be taken in substitution for the exercise of independent judgment by any recipient. Each recipient of this document should make such investigations as it deems necessary to arrive at an independent evaluation of an investment in the securities of companies referred to in this document (including the merits and risks involved), and should consult its own advisors to determine the merits and risks of such an investment. The investment discussed or views expressed may not be suitable for all investors. Certain transactions -including those involving futures, options, another derivative products as well as non-investment grade securities - involve substantial risk and are not suitable for all investors. No representation or warranty, express or implied, is made as to the accuracy, completeness or fairness of the information and opinions contained in this document. The Disclosures of Interest Statement incorporated in this document is provided solely to enhance the transparency and should not be treated as endorsement of the views expressed in the report. This information is subject to change without any prior notice. The Company reserves the right to make modifications and alternations to this statement as may be required from time to time without any prior approval. MOFSL, its associates, their directors and the employees may from time to time, effect or have effected an own account transaction in, or deal as principal or agent in or for the securities mentioned in this document. They may perform or seek to perform investment banking or other services for, or solicit investment banking or other business from, any company referred to in this report. Each of these entities functions as a separate, distinct and independent of each other. The recipient should take this into account before interpreting the document. This report has been prepared on the basis of information that is already available in publicly accessible media or developed through analysis of MOFSL. The views expressed are those of the analyst, and the Company may or may not subscribe to all the views expressed therein. This document is being supplied to you solely for your information and may not be reproduced, redistributed or passed on, directly or indirectly, to any other person or published, copied, in whole or in part, for any purpose. This report is not directed or intended for distribution to, or use by, any person or entity who is a citizen or resident of or located in any locality, state, country or other jurisdiction, where such distribution, publication, availability or use would be contrary to law, regulation or which would subject MOFSL to any registration or licensing requirement within such jurisdiction. The securities described herein may or may not be eligible for sale in all jurisdictions or to certain category of investors. Persons in whose possession this document may come are required to inform themselves of and to observe such restriction. Neither the Firm, not its directors, employees, agents or representatives shall be liable for any damages whether direct or indirect, incidental, special or consequential including lost revenue or lost profits that may arise from or in connection with the use of the information. The person accessing this information specifically agrees to exempt MOFSL or any of its affiliates or employees from, any and all responsibility/liability arising from such misuse and agrees not to hold MOFSL or any of its affiliates or employees responsible for any such misuse and further agrees to hold MOFSL or any of its affiliates or employees free and harmless from all losses, costs, damages, expenses that may be suffered by the person accessing this information due to any errors and delays.

This report is meant for the clients of Motilal Oswal only.

Investment in securities market are subject to market risks. Read all the related documents carefully before investing.

Registration granted by SEBI, enlistment as RA with Exchange and certification from NISM in no way guarantee performance of the intermediary or provide any assurance of returns to investors

Registered Office Address: Motilal Oswal Tower, Rahimtullah Sayani Road, Opposite Parel ST Depot, Prabhadevi, Mumbai-400025; Tel No.: 022 - 71934200 / 71934263; www.motilaloswal.com. Correspondence Address: Palm Spring Centre, 2nd Floor, Palm Court Complex, New Link Road, Malad (West), Mumbai-400 064. Tel No: 022 71881000. Details of Compliance Officer: Neeraj Agarwal, Email Id: na@motilaloswal.com, Contact No.:022-40548085.

Grievance Redressal Cell:

Contact Person	Contact No.	Email ID
Ms. Hemangi Date	022 40548000 / 022 67490600	query@motilaloswal.com
Ms. Kumud Upadhyay	022 40548082	servicehead@motilaloswal.com
Mr. Ajay Menon	022 40548083	am@motilaloswal.com
Mr. Neeraj Agarwal	022 40548085	na@motilaloswal.com
Mr. Siddhartha Khemka	022 50362452	po.research@motilaloswal.com

Registration details : Motilal Oswal Financial Services Ltd. (MOFSL): INZ000158836 (BSE/NSE/MCX/NCDEX); CDSL and NSDL: IN-DP-16-2015; Research Analyst: INH000000412, BSE enlistment no. 5028, AMFI registered Mutual Fund Distributor and SIF Distributor: ARN : 146822. IRDA Corporate Agent – CA0579, APMI: APRN00233. Motilal Oswal Financial Services Ltd. is a distributor of Mutual Funds, PMS, Fixed Deposit, Insurance, Bond, NCDs and IPO products. Customer having any query/feedback/ clarification may write to query@motilaloswal.com. In case of grievances for any of the services rendered by Motilal Oswal Financial Services Limited (MOFSL) write to grievances@motilaloswal.com, for DP to dpgrievances@motilaloswal.com.