

BSE SENSEX 75,399 S&P CNX 23,690

CMP: INR1,766 TP: INR2,230 (+26%)

BUY



Stock Info

	DALBHARA IN
Bloomberg	
Equity Shares (m)	188
M.Cap.(INRb)/(USDb)	332.4 / 3.5
52-Week Range (INR)	2496 / 1717
1, 6, 12 Rel. Per (%)	-8/-4/-10
12M Avg Val (INR M)	737
Free float (%)	44.2

Financials Snapshot (INR b)

Y/E MARCH	FY26	FY27E	FY28E
Sales	147.7	160.8	177.0
EBITDA	30.5	31.7	37.7
Adj. PAT	10.5	9.3	11.5
EBITDA Margin (%)	20.6	19.7	21.3
Adj. EPS (INR)	56.2	49.7	61.4
EPS Gr. (%)	51.5	-11.5	23.6
BV/Sh. (INR)	959	997	1,043

Ratios

Net D:E	0.1	0.2	0.2
RoE (%)	6.0	5.1	6.0
RoCE (%)	6.0	5.5	6.2
Payout (%)	16.0	24.1	24.4

Valuations

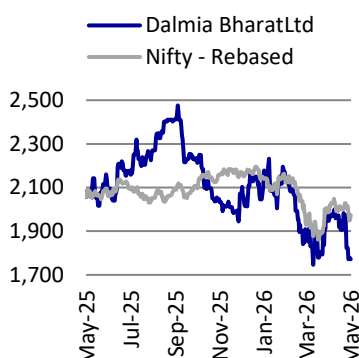
P/E (x)	31.4	35.5	28.7
P/BV (x)	1.8	1.8	1.7
EV/EBITDA(x)	10.5	10.2	9.3
EV/ton (USD)	68	64	62
Div. Yield (%)	0.5	0.7	0.8
FCF Yield (%)	0.7	-3.3	1.8

Shareholding pattern (%)

As On	Mar-26	Dec-25	Mar-25
Promoter	55.8	55.8	55.8
DII	20.4	19.1	16.6
FII	7.2	7.9	8.3
Others	16.6	17.1	19.3

FII Includes depository receipts

Stock performance (one-year)



Strong growth setup; valuations compelling

Underappreciated cost advantage, re-rating at the cusp of cycle turn

- The recent sharp correction in DALBHARA stock was triggered by the news that the MCA has directed investigation authorities to reinvestigate the 2019 mutual fund unit fraud case. However, the company has categorically denied allegations and stated that it has not received any such communications. Barring this news-related overhang and the near-term profitability pressure across the industry, we believe DALBHARA's underlying business fundamentals and operational performance remain steady.
- DALBHARA continues to strengthen its cost leadership position, with FY26 opex/t remaining the lowest among the top-four cement players and ~13% below that of our coverage universe. The company has benefited from its East-centric footprint, proximity to domestic coal sources, higher renewable energy usage, flexible fuel mix, and ongoing logistics optimization initiatives.
- Renewable energy contribution increased to 47% in 4QFY26 from ~39% a year ago, while freight costs remained lower despite sharp fuel inflation, aided by reduced lead distance and higher direct dispatches. Additionally, improved clinker factor and blending ratios have helped lower raw material costs. It is targeting cumulative savings of INR50-100/t over the next 15-18 months through continued efficiency measures.
- Over the past two years, the company's capacity additions have lagged its historical trend (~5% CAGR over FY24-26 vs. ~11% CAGR over FY22-24), which also constrained volume growth. However, the company accelerated its expansion plans, initially within its core market – South, where it has strong brand and distribution network, which enables a faster ramp-up of capacity utilization and drives better volume growth.
- As the cycle turns, DALBHARA appears well positioned for a swift re-rating backed by strong presence in the east and south regions, low-cost producers and potential for capacity utilization improvement. We value the stock at 12x FY28E EV/EBITDA to arrive at our TP of INR2,230. **Reiterate BUY.**

Structural cost leadership continues through operational efficiency

- DALBHARA has been delivering meaningful progress across multiple operating cost parameters. The company's opex/t is the lowest among the top-four players and ~13% lower vs. our coverage universe in FY26. This superior cost position is driven by its East-centric operational footprint with proximity to domestic coal sources, flexible fuel mix, higher renewable energy usage, and continued logistics optimization initiatives.
- On the power and fuel costs, the company expanded its renewable power capacity to 449MW, resulting in renewable energy contribution increasing to 47% in 4QFY26 vs. ~39% in 4QFY25. Further, flexibility to switch between petcoke and domestic coal supported by its plant presence near eastern coal belts provides cushion against high imported fuel prices.

Sanjeev Kumar Singh - Research analyst (Sanjeev.Singh@MotilalOswal.com)

Research analyst: Mudit Agarwal (Mudit.Agarwal@MotilalOswal.com) | Abhishek Sheth (Abhishek.Sheth@motilalosal.com)

Investors are advised to refer through important disclosures made at the last page of the Research Report.

- On the logistics, the company's freight cost/t fell ~3% in FY26 compared to FY20, despite ~26-27% surge in petrol/diesel prices over the same period. The improvement was driven by increasing direct dispatch and reducing lead distance (~280kms vs. 300Kms+ in FY20). Further optimization initiatives such as route rationalization, enhanced rail utilization, and commissioning of a new bulk terminal in Chennai are underway to reduce freight cost/t.
- Further, the company's raw material cost/t declined ~2% YoY in FY26, despite levy of additional mineral-bearing land tax by the Tamil Nadu government. Improving clinker factor and blending ratios has helped the company to reduce raw material cost. It is targeting a cumulative savings of INR50-100/t, driven by these cost measures over the next 15-18 months.

Strategic capex pipeline to drive next lag of growth

- In Feb'25, the company announced a strategic investment of INR35.2b to set up 3.6mtpa clinker and 3.0mtpa grinding capacity at its existing plant in Belgaum, Karnataka, along with 3mtpa greenfield split grinding unit in Pune, Maharashtra. Civil construction at Belgaum is progressing well and major equipment orders have already been placed, with commissioning expected in CY26. These expansions will strengthen the company's presence in Karnataka and South/West Maharashtra. The company has sufficient limestone reserves at Belgaum plant with an estimated life of 45+ years on expanded capacity, ensuring long-term raw material security and cost competitiveness.
- Further accelerating its southern expansion, it approved another major capex of INR32.9b in 1QFY26 for 3.6mtpa clinker and 6.0mtpa grinding capacity at Kadapa, Andhra Pradesh, along with a bulk terminal at Chennai, Tamil Nadu. Although the timeline for Kadapa project completion is delayed by a quarter to 3QFY28. These projects will strengthen the company's presence across southern states, while the Chennai bulk terminal will improve coastal distribution efficiency.
- After completion of these expansions, the company's clinker/grinding capacity will surge to 34.3mtpa/61.5mtpa by FY28 vs. 27.1mtpa/49.5mtpa currently (registering grinding capacity CAGR of ~12%). Looking ahead, the company is planning a large greenfield project at Jaisalmer, Rajasthan, which will mark its strategic entry into the northern region. Land acquisition and statutory approvals are underway, while the company has already secured a limestone block at an auction premium of ~22%. Management indicated that a final constructive decision is likely in the coming quarters, making Jaisalmer a key long-term growth driver in the company's pan-India expansion roadmap.

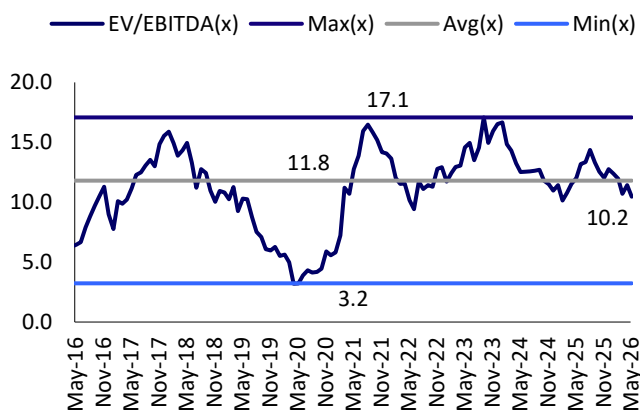
Valuation and view

- We estimate a CAGR of 9%/11% in revenue/EBITDA over FY26-28, and PAT CAGR of only ~3%, mainly due to an increase in depreciation and interest cost amid aggressive capex plans. We estimate a volume CAGR of ~8% over FY26-28 (vs. ~2% over FY24-26). EBITDA/t is estimated to decline to INR993/t (due to cost pressure) vs. INR1,015 in FY26, but may improve to INR1,081 in FY28, led by cost-saving measures and an expected decline in fuel prices.
- We estimate the company's cumulative OCF to increase to INR57.1b over FY27-28 vs. INR43.9b over FY25-26. However, we estimate cumulative net cash

outflow of INR4.9b over FY27-28 vs. net cash outflow of INR2.7b over FY25-26, due to aggressive capex. The company's net debt is estimated to rise to INR32.6b by FY28 from INR14.2b in FY26. Its net debt-to-EBITDA ratio is estimated at 1.2x vs. 0.9x in FY26E.

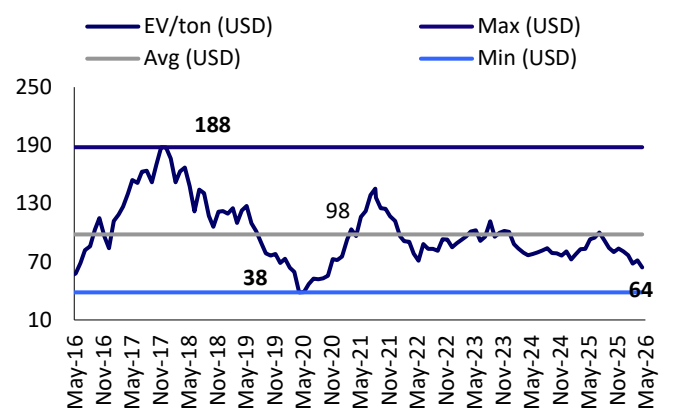
- The stock is currently trading at 10x/9x FY27E/FY28E EV/EBITDA vs. its historical one-year forward average EV/EBITDA multiple of 12x. We believe key catalysts for the stock performance will be a combination of – 1) softening of fuel prices; 2) a strong price action in its core markets (east and south); 3) timely execution of ongoing capacity expansion projects, and 4) a gradual improvement in capacity utilizations. We value the stock at 12x FY28E EV/EBITDA to arrive at our TP of INR2,230. **Reiterate BUY.**

Exhibit 1: One-year forward EV/EBITDA



Source: MOFSL, Company

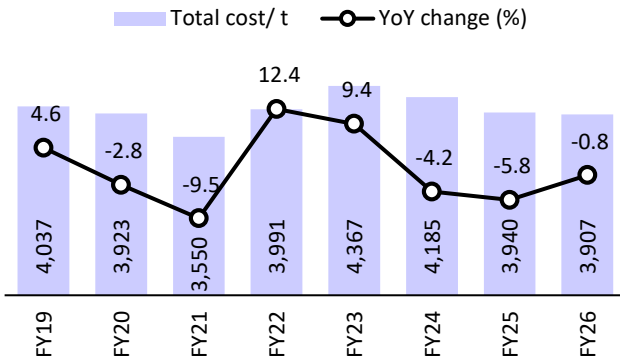
Exhibit 2: One-year forward EV/t



Source: MOFSL, Company

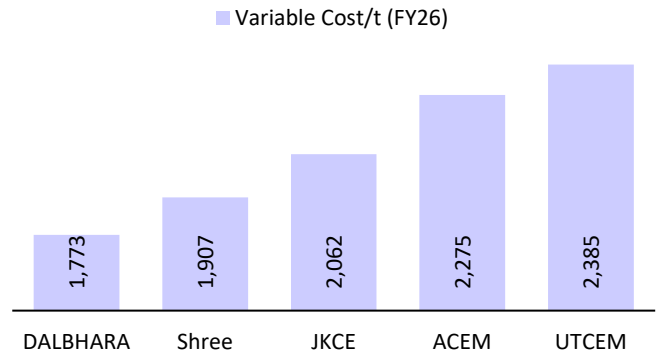
Story in charts

Exhibit 3: Opex/t of DALBHARA over the years



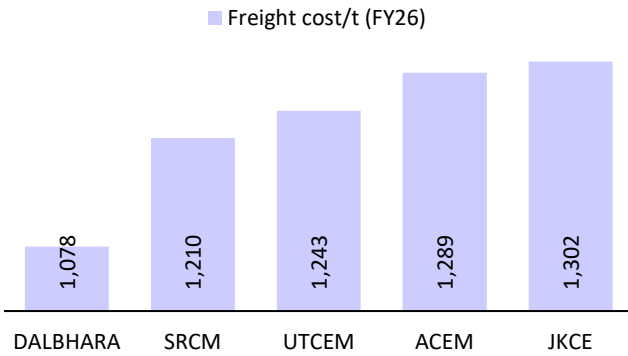
Source: MOFSL, Company; E: MOFSL estimates;

Exhibit 4: Variable cost/t of DALBHARA vs. peers in FY26



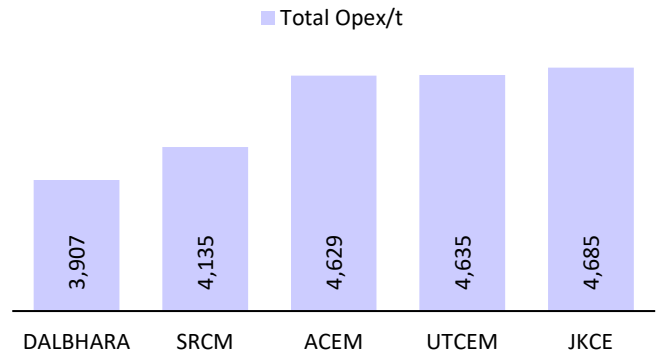
Source: MOFSL, Company; E: MOFSL estimates

Exhibit 5: Freight cost/t of DALBHARA vs. peers in FY26



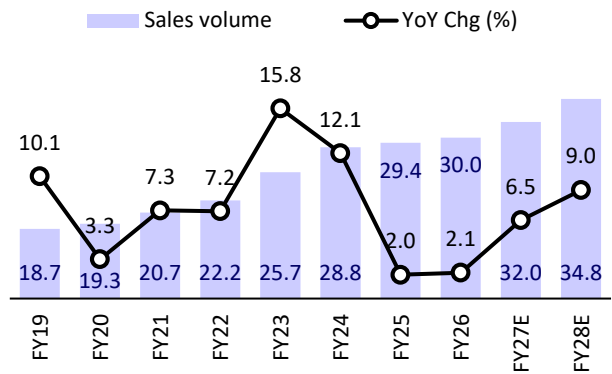
Source: MOFSL, Company; E: MOFSL estimates;

Exhibit 6: Total opex/t of DALBHARA vs. peers in FY26



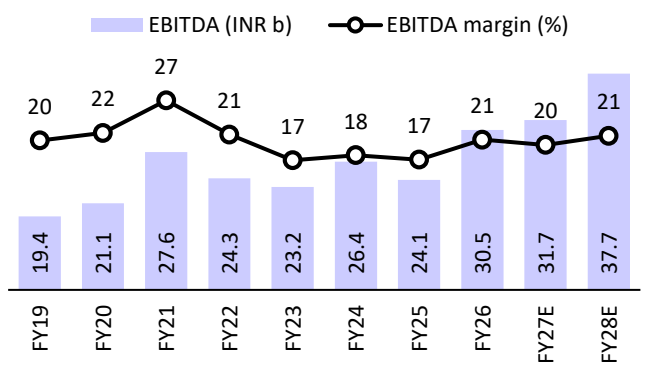
Source: MOFSL, Company; E: MOFSL estimates

Exhibit 7: Estimate Volume CAGR of ~8% over FY26-28



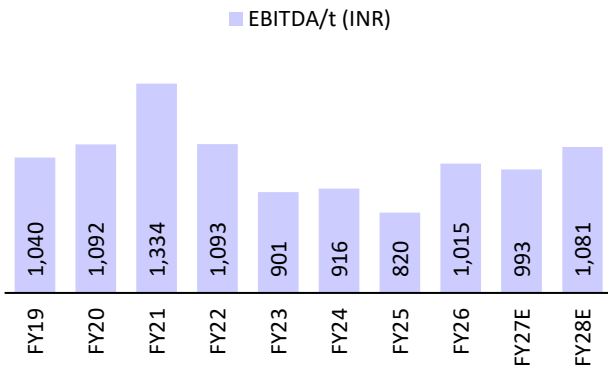
Source: MOFSL, Company

Exhibit 8: Estimate EBITDA CAGR of ~11% over FY26-28



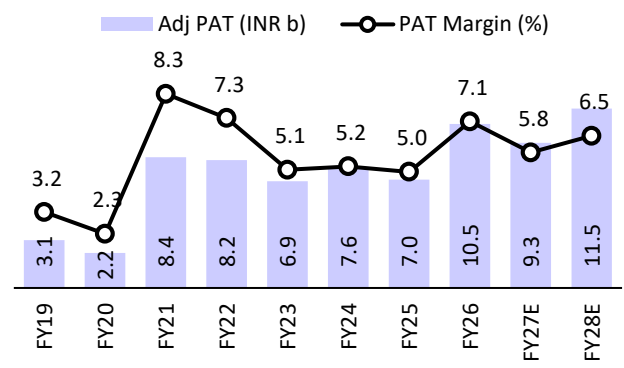
Source: MOFSL, Company

Exhibit 9: Estimate EBITDA/t to improve in FY28E



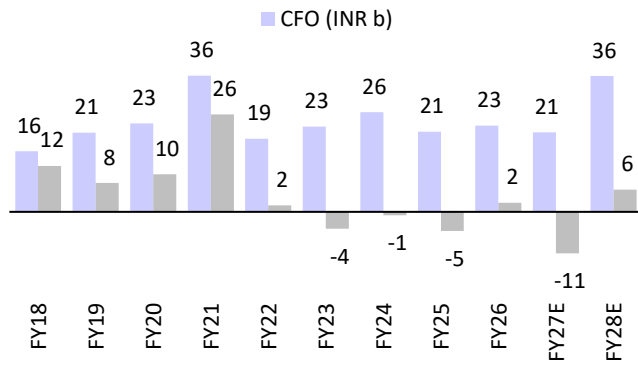
Source: MOFSL, Company; E: MOFSL estimates;

Exhibit 10: Estimate PAT to improve in FY28



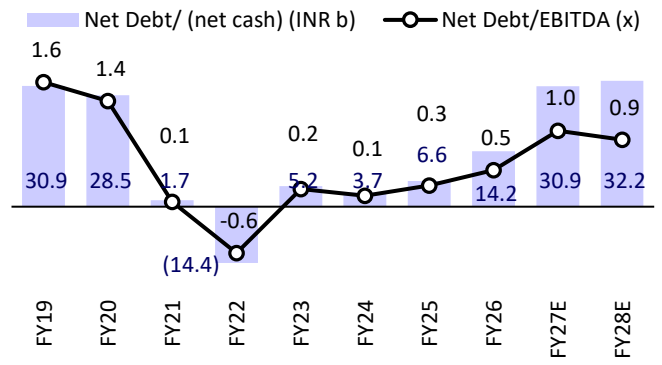
Source: MOFSL, Company; E: MOFSL estimates;

Exhibit 11: OCF to improve in FY28 supported by capacity additions



Source: MOFSL, Company; E: MOFSL estimates;

Exhibit 12: Net debt to increase, while leverage (net-debt to EBITDA ratio) remains comfortable at below 1.0x



Source: MOFSL, Company; E: MOFSL estimates

Financials and Valuations (Consolidated)

Income Statement								(INR m)
Y/E March	FY21	FY22	FY23	FY24	FY25	FY26	FY27E	FY28E
Net Sales	1,01,100	1,12,860	1,35,400	1,46,910	1,39,800	1,47,670	1,60,783	1,76,995
Change (%)	4.5	11.6	20.0	8.5	-4.8	5.6	8.9	10.1
EBITDA	27,620	24,260	23,160	26,390	24,070	30,460	31,714	37,664
Margin (%)	27.3	21.5	17.1	18.0	17.2	20.6	19.7	21.3
Depreciation	12,500	12,350	13,050	14,980	13,310	13,490	15,046	16,828
EBIT	15,120	11,910	10,110	11,410	10,760	16,970	16,667	20,835
Int. and Finance Charges	2,950	2,020	2,340	3,860	3,990	4,800	6,235	7,566
Other Income - Rec.	1,810	1,600	1,380	3,150	2,530	2,220	2,287	2,422
PBT bef. EO Exp.	13,980	11,490	9,150	10,700	9,300	14,390	12,719	15,691
EO Expense/(Income)	-3,330	20	-3,850	0	1,130	-110	0	0
PBT after EO Exp.	17,310	11,470	13,000	10,700	8,170	14,500	12,719	15,691
Current Tax	2,120	250	320	1,410	1,140	290	3,235	3,991
Deferred Tax	3,330	2,900	2,100	750	40	2,630	0	0
Tax Rate (%)	40.4	26.5	29.6	25.4	20.4	25.4	25.4	25.4
Reported PAT	11,860	8,320	10,580	8,540	6,990	11,580	9,484	11,700
Minority and Associates	-130	-240	-190	-270	-160	-180	-160	-180
PAT Adj. for EO items	8,400	8,203	6,850	7,640	6,950	10,530	9,324	11,520
Change (%)	275.0	-2.3	-16.5	11.5	-9.0	51.5	-11.5	23.6
Margin (%)	8.3	7.3	5.1	5.2	5.0	7.1	5.8	6.5

Balance Sheet								(INR m)
Y/E March	FY21	FY22	FY23	FY24	FY25	FY26	FY27E	FY28E
Equity Share Capital	374	375	375	375	375	375	375	375
Total Reserves	1,27,726	1,60,235	1,55,905	1,63,590	1,73,360	1,79,410	1,86,484	1,95,192
Net Worth	1,28,100	1,60,610	1,56,280	1,63,965	1,73,735	1,79,785	1,86,859	1,95,567
Deferred capital investment subsidy	1,240	1,250	1,660	1,560	1,740	2,100	2,100	2,100
Deferred Liabilities	16,590	15,640	16,100	17,580	19,810	21,840	21,840	21,840
Minority Interest	340	720	1,160	1,100	1,260	1,440	1,600	1,780
Total Loans	37,080	31,190	37,420	46,300	52,580	67,520	84,020	89,520
Capital Employed	1,83,350	2,09,410	2,12,620	2,30,505	2,49,125	2,72,685	2,96,419	3,10,807
Gross Block	1,86,160	2,00,360	2,16,590	2,39,020	2,66,140	2,99,913	3,34,173	3,84,173
Less: Accum. Deprn.	49,910	59,020	68,760	81,710	93,490	1,06,613	1,21,659	1,38,488
Net Fixed Assets	1,36,250	1,41,340	1,47,830	1,57,310	1,72,650	1,93,300	2,12,513	2,45,685
Capital WIP	10,060	10,450	18,710	23,950	26,160	27,260	25,000	5,000
Current Investment	32,930	43,990	29,350	38,720	44,440	51,050	51,050	51,050
Non-current Investment	7,410	13,060	5,900	5,910	7,160	8,140	8,140	8,140
Curr. Assets, Loans and Adv.	32,210	37,840	53,400	51,225	51,295	52,835	55,180	61,989
Inventory	7,600	9,460	13,160	12,180	13,860	11,920	14,271	15,709
Account Receivables	5,110	6,730	7,000	8,360	8,890	8,640	9,407	10,356
Cash and Bank Balance	2,470	1,600	2,850	3,920	1,580	2,240	2,116	6,224
Loans and Advances	17,030	20,050	30,390	26,765	26,965	30,035	29,386	29,699
Curr. Liability and Prov.	35,510	37,270	42,570	46,610	52,580	59,900	55,465	61,057
Account Payables	32,820	34,600	39,370	43,160	48,300	55,330	50,489	55,580
Provisions	2,690	2,670	3,200	3,450	4,280	4,570	4,976	5,478
Net Current Assets	-3,300	570	10,830	4,615	-1,285	-7,065	-285	932
Appl. of Funds	1,83,350	2,09,410	2,12,620	2,30,505	2,49,125	2,72,685	2,96,419	3,10,807

E: MOFSL estimates

Financials and Valuations (Consolidated)

Ratios

Y/E March	FY21	FY22	FY23	FY24	FY25	FY26	FY27E	FY28E
Basic (INR)*								
EPS	44.9	43.8	36.5	40.8	37.1	56.2	49.7	61.4
Cash EPS	111.7	109.7	106.1	120.6	108.0	128.1	130.0	151.2
BV/Share	684.6	857.2	833.6	874.6	926.7	959.0	996.7	1,043.1
DPS	1.3	9.0	9.0	9.0	9.0	9.0	12.0	15.0
Payout (%)	3.0	20.6	24.6	22.1	24.3	16.0	24.1	24.4
Valuation (x)*								
P/E	39.3	40.3	48.3	43.3	47.6	31.4	35.5	28.7
Cash P/E	15.8	16.1	16.6	14.6	16.3	13.8	13.6	11.7
P/BV	2.6	2.1	2.1	2.0	1.9	1.8	1.8	1.7
EV/Sales	3.2	2.7	2.3	2.1	2.2	2.2	2.1	2.0
EV/EBITDA	11.7	12.6	13.7	11.8	12.9	10.5	10.2	9.3
EV/t (USD)	111	90	87	74	67	68	64	62
Dividend Yield (%)	0.1	0.5	0.5	0.5	0.5	0.5	0.7	0.8
Return Ratios (%)								
RoIC	6.7	6.0	4.5	5.2	5.0	6.9	6.1	6.7
RoE	7.2	5.7	4.3	4.8	4.1	6.0	5.1	6.0
RoCE	6.1	5.6	4.2	5.4	4.8	6.0	5.5	6.2
Working Capital Ratios								
Asset Turnover (x)	0.6	0.5	0.6	0.6	0.6	0.5	0.5	0.6
Inventory (Days)	27	31	35	30	36	29	32	32
Debtor (Days)	18	22	19	21	23	21	21	21
Leverage Ratio (x)								
Current Ratio	0.9	1.0	1.3	1.1	1.0	0.9	1.0	1.0
Debt/Equity ratio	0.3	0.2	0.2	0.3	0.3	0.4	0.4	0.5

Cash Flow Statement

Y/E March	FY21	FY22	FY23	FY24	FY25	FY26	FY27E	FY28E
(INR m)								
OP/(Loss) before Tax	13,640	11,620	13,210	10,690	8,170	14,500	12,719	15,691
Depreciation	12,500	12,360	13,050	14,980	13,310	13,490	15,046	16,828
Interest and Finance Charges	3,190	1,930	2,310	3,860	3,990	4,800	6,205	7,536
Direct Taxes Paid	440	240	-140	-540	-710	-990	-3,235	-3,991
(Inc.)/Dec. in WC	7,810	-5,150	-770	460	-2,300	-6,590	-7,418	2,256
CF from Operations	37,580	21,000	27,660	29,450	22,460	25,210	23,317	38,320
Others	-1,540	-1,680	-5,140	-3,100	-1,290	-2,430	-2,287	-2,422
CF from Operations incl. EO	36,040	19,320	22,520	26,350	21,170	22,780	21,031	35,898
(Inc.)/Dec. in FA	-10,270	-17,560	-27,010	-27,230	-26,260	-20,410	-32,000	-30,000
Free Cash Flow	25,770	1,760	-4,490	-880	-5,090	2,370	-10,969	5,898
(Pur.)/Sale of Investments	6,050	6,380	2,980	-1,610	2,200	-10,490	-12	-14
Others	370	410	1,080	1,340	1,360	670	2,287	2,422
CF from Investments	-3,850	-10,770	-22,950	-27,500	-22,700	-30,230	-29,725	-27,592
Issue of Shares	-4,000	50	0	0	0	0	0	0
Inc./Dec. in Debt	-25,340	-5,800	6,670	8,890	6,480	15,310	17,026	6,150
Interest Paid	-3,960	-2,320	-2,970	-4,390	-4,440	-4,460	-6,205	-7,536
Dividend Paid	0	-1,000	-1,690	-1,690	-1,690	-1,690	-2,250	-2,812
Others	-450	-350	-330	-590	-740	-1,080	0	0
CF from Fin. Activity	-33,750	-9,420	1,680	2,220	-390	8,080	8,571	-4,198
Inc./Dec. in Cash	-1,560	-870	1,250	1,070	-1,920	630	-123	4,108
Opening Balance	4,030	2,470	1,600	2,850	3,500	1,610	2,240	2,116
Closing Balance	2,470	1,600	2,850	3,920	1,580	2,240	2,116	6,224

Investment in securities market are subject to market risks. Read all the related documents carefully before investing.

NOTES

Explanation of Investment Rating	
Investment Rating	Expected return (over 12-month)
BUY	>=15%
SELL	< - 10%
NEUTRAL	< - 10 % to 15%
UNDER REVIEW	Rating may undergo a change
NOT RATED	We have forward looking estimates for the stock but we refrain from assigning recommendation

*In case the recommendation given by the Research Analyst is inconsistent with the investment rating legend for a continuous period of 30 days, the Research Analyst shall be within following 30 days take appropriate measures to make the recommendation consistent with the investment rating legend.

Disclosures

The following Disclosures are being made in compliance with the SEBI Research Analyst Regulations 2014 (herein after referred to as the Regulations).

Motilal Oswal Financial Services Ltd. (MOFSL) is a SEBI Registered Research Analyst having registration no. INH000000412 and BSE enlistment no. 5028. MOFSL, the Research Entity (RE) as defined in the Regulations, is engaged in the business of providing Stock broking services, Depository participant services & distribution of various financial products. MOFSL is a listed public company, the details in respect of which are available on www.motilaloswal.com. MOFSL is registered with the Securities & Exchange Board of India (SEBI) and is a registered Trading Member with National Stock Exchange of India Ltd. (NSE) and Bombay Stock Exchange Limited (BSE), Multi Commodity Exchange of India Limited (MCX) and National Commodity & Derivatives Exchange Limited (NCDEX) for its stock broking activities & is Depository participant with Central Depository Services Limited (CDSL) National Securities Depository Limited (NSDL),NERL, COMRIS and CCRL and is member of Association of Mutual Funds of India (AMFI) for distribution of financial products and Insurance Regulatory & Development Authority of India (IRDA) as Corporate Agent for insurance products and is a member of Association of Portfolio Managers in India (APMI) for distribution of PMS products. Details of associate entities of Motilal Oswal Financial Services Ltd. are available on the website at <http://online.reports.motilaloswal.com/Dormant/documents/Associate%20Details.pdf>

MOFSL and its associate company(ies), their directors and Research Analyst and their relatives may; (a) from time to time, have a long or short position in, act as principal in, and buy or sell the securities or derivatives thereof of companies mentioned herein. (b) be engaged in any other transaction involving such securities and earn brokerage or other compensation or act as a market maker in the financial instruments of the company(ies) discussed herein or act as an advisor or lender/borrower to such company(ies) or may have any other potential conflict of interests with respect to any recommendation and other related information and opinions.; however the same shall have no bearing whatsoever on the specific recommendations made by the analyst(s), as the recommendations made by the analyst(s) are completely independent of the views of the associates of MOFSL even though there might exist an inherent conflict of interest in some of the stocks mentioned in the research report.

MOFSL and / or its affiliates do and seek to do business including investment banking with companies covered in its research reports. As a result, the recipients of this report should be aware that MOFSL may have a potential conflict of interest that may affect the objectivity of this report. Compensation of Research Analysts is not based on any specific merchant banking, investment banking or brokerage service transactions. Details of pending Enquiry Proceedings of Motilal Oswal Financial Services Limited are available on the website at <https://galaxy.motilaloswal.com/ResearchAnalyst/PublishViewLitigation.aspx>. As per Regulatory requirements, Research Audit Report is uploaded on www.motilaloswal.com > MOFSL-Important Links > MOFSL Research Analyst Compliance Audit Report.

A graph of daily closing prices of securities is available at www.nseindia.com, www.bseindia.com. Research Analyst views on Subject Company may vary based on Fundamental research and Technical Research. Proprietary trading desk of MOFSL or its associates maintains arm's length distance with Research Team as all the activities are segregated from MOFSL research activity and therefore it can have an independent view with regards to Subject Company for which Research Team have expressed their views.

Regional Disclosures (outside India)

This report is not directed or intended for distribution to or use by any person or entity resident in a state, country or any jurisdiction, where such distribution, publication, availability or use would be contrary to law, regulation or which would subject MOFSL & its group companies to registration or licensing requirements within such jurisdictions.

For Hong Kong:

This report is distributed in Hong Kong by Motilal Oswal capital Markets (Hong Kong) Private Limited, a licensed corporation (CE AYY-301) licensed and regulated by the Hong Kong Securities and Futures Commission (SFC) pursuant to the Securities and Futures Ordinance (Chapter 571 of the Laws of Hong Kong) "SFO". As per SEBI (Research Analyst Regulations) 2014 Motilal Oswal Securities (SEBI Reg. No. INH000000412) has an agreement with Motilal Oswal capital Markets (Hong Kong) Private Limited for distribution of research report in Hong Kong. This report is intended for distribution only to "Professional Investors" as defined in Part I of Schedule 1 to SFO. Any investment or investment activity to which this document relates is only available to professional investor and will be engaged only with professional investors." Nothing here is an offer or solicitation of these securities, products and services in any jurisdiction where their offer or sale is not qualified or exempt from registration. The Indian Analyst(s) who compile this report is/are not located in Hong Kong & are not conducting Research Analysis in Hong Kong.

For U.S.

Motilal Oswal Financial Services Limited (MOFSL) is not a registered broker - dealer under the U.S. Securities Exchange Act of 1934, as amended (the "1934 act") and under applicable state laws in the United States. In addition MOFSL is not a registered investment adviser under the U.S. Investment Advisers Act of 1940, as amended (the "Advisers Act" and together with the 1934 Act, the "Acts"), and under applicable state laws in the United States. Accordingly, in the absence of specific exemption under the Acts, any brokerage and investment services provided by MOFSL, including the products and services described herein are not available to or intended for U.S. persons. This report is intended for distribution only to "Major Institutional Investors" as defined by Rule 15a-6(b)(4) of the Exchange Act and interpretations thereof by SEC (henceforth referred to as "major institutional investors"). This document must not be acted on or relied on by persons who are not major institutional investors. Any investment or investment activity to which this document relates is only available to major institutional investors and will be engaged in only with major institutional investors. In reliance on the exemption from registration provided by Rule 15a-6 of the U.S. Securities Exchange Act of 1934, as amended (the "Exchange Act") and interpretations thereof by the U.S. Securities and Exchange Commission ("SEC") in order to conduct business with Institutional Investors based in the U.S., MOFSL has entered into a chaperoning agreement with a U.S. registered broker-dealer, Motilal Oswal Securities International Private Limited. ("MOSIPL"). Any business interaction pursuant to this report will have to be executed within the provisions of this chaperoning agreement.

The Research Analysts contributing to the report may not be registered /qualified as research analyst with FINRA. Such research analyst may not be associated persons of the U.S. registered broker-dealer, MOSIPL, and therefore, may not be subject to NASD rule 2711 and NYSE Rule 472 restrictions on communication with a subject company, public appearances and trading securities held by a research analyst account.

For Singapore

In Singapore, this report is being distributed by Motilal Oswal Capital Markets (Singapore) Pte. Ltd. ("MOCMSPL") (UEN 201129401Z), which is a holder of a capital markets services license and an exempt financial adviser in Singapore. This report is distributed solely to persons who (a) qualify as "institutional investors" as defined in section 4A(1)(c) of the Securities and Futures Act of Singapore ("SFA") or (b) are considered "accredited investors" as defined in section 2(1) of the Financial Advisers Regulations of Singapore read with section 4A(1)(a) of the SFA. Accordingly, if a recipient is neither an "institutional investor" nor an "accredited investor", they must immediately discontinue any use of this Report and inform MOCMSPL.

In respect of any matter arising from or in connection with the research you could contact the following representatives of MOCMSPL. In case of grievances for any of the services rendered by MOCMSPL write to grievances@motilaloswal.com.

Nainesh Rajani

Email: nainesh.rajani@motilaloswal.com

Contact: (+65) 8328 0276

Specific Disclosures

- Research Analyst and/or his/her relatives do not have a financial interest in the subject company(ies), as they do not have equity holdings in the subject company(ies). MOFSL has financial interest in the subject company(ies) at the end of the week immediately preceding the date of publication of the Research Report: Yes.
Nature of Financial interest is holding equity shares or derivatives of the subject company
- Research Analyst and/or his/her relatives do not have actual/beneficial ownership of 1% or more securities in the subject company(ies) at the end of the month immediately preceding the date of publication of Research Report.
MOFSL has actual/beneficial ownership of 1% or more securities of the subject company(ies) at the end of the month immediately preceding the date of publication of Research Report: No
- Research Analyst and/or his/her relatives have not received compensation/other benefits from the subject company(ies) in the past 12 months.
MOFSL may have received compensation from the subject company(ies) in the past 12 months.
- Research Analyst and/or his/her relatives do not have material conflict of interest in the subject company at the time of publication of research report.
MOFSL does not have material conflict of interest in the subject company at the time of publication of research report.
- Research Analyst has not served as an officer, director or employee of subject company(ies).
- MOFSL has not acted as a manager or co-manager of public offering of securities of the subject company in past 12 months.
- MOFSL has not received compensation for investment banking /merchant banking/brokerage services from the subject company(ies) in the past 12 months.
- MOFSL may have received any compensation for products or services other than investment banking or merchant banking or brokerage services from the subject company(ies) in the past 12 months.
- MOFSL may have received compensation or other benefits from the subject company(ies) or third party in connection with the research report.
- MOFSL has not engaged in market making activity for the subject company.

The associates of MOFSL may have:

- financial interest in the subject company
- actual/beneficial ownership of 1% or more securities in the subject company at the end of the month immediately preceding the date of publication of the Research Report or date of the public appearance.
- received compensation/other benefits from the subject company in the past 12 months
- any other potential conflict of interests with respect to any recommendation and other related information and opinions.; however the same shall have no bearing whatsoever on the specific recommendations made by the analyst(s), as the recommendations made by the analyst(s) are completely independent of the views of the associates of MOFSL even though there might exist an inherent conflict of interest in some of the stocks mentioned in the research report.
- acted as a manager or co-manager of public offering of securities of the subject company in past 12 months
- be engaged in any other transaction involving such securities and earn brokerage or other compensation or act as a market maker in the financial instruments of the company(ies) discussed herein or act as an advisor or lender/borrower to such company(ies)
- received compensation from the subject company in the past 12 months for investment banking / merchant banking / brokerage services or from other than said services.
- Served subject company as its clients during twelve months preceding the date of distribution of the research report.

The associates of MOFSL has not received any compensation or other benefits from third party in connection with the research report

Above disclosures include beneficial holdings lying in demat account of MOFSL which are opened for proprietary investments only. While calculating beneficial holdings, It does not consider demat accounts which are opened in name of MOFSL for other purposes (i.e holding client securities, collaterals, error trades etc.). MOFSL also earns DP income from clients which are not considered in above disclosures.

Analyst Certification

The views expressed in this research report accurately reflect the personal views of the analyst(s) about the subject securities or issues, and no part of the compensation of the research analyst(s) was, is, or will be directly or indirectly related to the specific recommendations and views expressed by research analyst(s) in this report.

Terms & Conditions:

This report has been prepared by MOFSL and is meant for sole use by the recipient and not for circulation. The report and information contained herein is strictly confidential and may not be altered in any way, transmitted to, copied or distributed, in part or in whole, to any other person or to the media or reproduced in any form, without prior written consent of MOFSL. The report is based on the facts, figures and information that are considered true, correct, reliable and accurate. The intent of this report is not recommendatory in nature. The information is obtained from publicly available media or other sources believed to be reliable. Such information has not been independently verified and no guaranty, representation of warranty, express or implied, is made as to its accuracy, completeness or correctness. All such information and opinions are subject to change without notice. The report is prepared solely for informational purpose and does not constitute an offer document or solicitation of offer to buy or sell or subscribe for securities or other financial instruments for the clients. Though disseminated to all the customers simultaneously, not all customers may receive this report at the same time. MOFSL will not treat recipients as customers by virtue of their receiving this report.

Disclaimer:

The report and information contained herein is strictly confidential and meant solely for the selected recipient and may not be altered in any way, transmitted to, copied or distributed, in part or in whole, to any other person or to the media or reproduced in any form, without prior written consent. This report and information herein is solely for informational purpose and may not be used or considered as an offer document or solicitation of offer to buy or sell or subscribe for securities or other financial instruments. Nothing in this report constitutes investment, legal, accounting and tax advice or a representation that any investment or strategy is suitable or appropriate to your specific circumstances. The securities discussed and opinions expressed in this report may not be suitable for all investors, who must make their own investment decisions, based on their own investment objectives, financial positions and needs of specific recipient. This may not be taken in substitution for the exercise of independent judgment by any recipient. Each recipient of this document should make such investigations as it deems necessary to arrive at an independent evaluation of an investment in the securities of companies referred to in this document (including the merits and risks involved), and should consult its own advisors to determine the merits and risks of such an investment. The investment discussed or views expressed may not be suitable for all investors. Certain transactions -including those involving futures, options, another derivative products as well as non-investment grade securities - involve substantial risk and are not suitable for all investors. No representation or warranty, express or implied, is made as to the accuracy, completeness or fairness of the information and opinions contained in this document. The Disclosures of Interest Statement incorporated in this document is provided solely to enhance the transparency and should not be treated as endorsement of the views expressed in the report. This information is subject to change without any prior notice. The Company reserves the right to make modifications and alternations to this statement as may be required from time to time without any prior approval. MOFSL, its associates, their directors and the employees may from time to time, effect or have effected an own account transaction in, or deal as principal or agent in or for the securities mentioned in this document. They may perform or seek to perform investment banking or other services for, or solicit investment banking or other business from, any company referred to in this report. Each of these entities functions as a separate, distinct and independent of each other. The recipient should take this into account before interpreting the document. This report has been prepared on the basis of information that is already available in publicly accessible media or developed through analysis of MOFSL. The views expressed are those of the analyst, and the Company may or may not subscribe to all the views expressed therein. This document is being supplied to you solely for your information and may not be reproduced, redistributed or passed on, directly or indirectly, to any other person or published, copied, in whole or in part, for any purpose. This report is not directed or intended for distribution to, or use by, any person or entity who is a citizen or resident of or located in any locality, state, country or other jurisdiction, where such distribution, publication, availability or use would be contrary to law, regulation or which would subject MOFSL to any registration or licensing requirement within such jurisdiction. The securities described herein may or may not be eligible for sale in all jurisdictions or to certain category of investors. Persons in whose possession this document may come are required to inform themselves of and to observe such restriction. Neither the Firm, nor its directors, employees, agents or representatives shall be liable for any damages whether direct or indirect, incidental, special or consequential including lost revenue or lost profits that may arise from or in connection with the use of the information. The person accessing this information specifically agrees to exempt MOFSL or any of its affiliates or employees from, any and all responsibility/liability arising from such misuse and agrees not to hold MOFSL or any of its affiliates or employees responsible for any such misuse and further agrees to hold MOFSL or any of its affiliates or employees free and harmless from all losses, costs, damages, expenses that may be suffered by the person accessing this information due to any errors and delays.

This report is meant for the clients of Motilal Oswal only.

Investment in securities market are subject to market risks. Read all the related documents carefully before investing.

Registration granted by SEBI, enlistment as RA with Exchange and certification from NISM in no way guarantee performance of the intermediary or provide any assurance of returns to investors

Registered Office Address: Motilal Oswal Tower, Rahimtullah Sayani Road, Opposite Parel ST Depot, Prabhadevi, Mumbai-400025; Tel No.: 022 - 71934200 / 71934263; www.motilaloswal.com. Correspondence Address: Palm Spring Centre, 2nd Floor, Palm Court Complex, New Link Road, Malad (West), Mumbai- 400 064. Tel No: 022 71881000. Details of Compliance Officer: Neeraj Agarwal, Email Id: na@motilaloswal.com, Contact No.:022-40548085.

Grievance Redressal Cell:

Contact Person	Contact No.	Email ID
Ms. Hemangi Date	022 40548000 / 022 67490600	query@motilaloswal.com
Ms. Kumud Upadhyay	022 40548082	servicehead@motilaloswal.com
Mr. Ajay Menon	022 40548083	am@motilaloswal.com
Mr. Neeraj Agarwal	022 40548085	na@motilaloswal.com
Mr. Siddhartha Khemka	022 50362452	po.research@motilaloswal.com

Registration details of group entities.: Motilal Oswal Financial Services Ltd. (MOFSL): INZ000158836 (BSE/NSE/MCX/NCDEX); CDSL and NSDL: IN-DP-16-2015; Research Analyst: INH000000412, BSE enlistment no. 5028, AMFI registered Mutual Fund Distributor and SIF Distributor: ARN : 146822. IRDA Corporate Agent – CA0579, APMI: APRN00233. Motilal Oswal Financial Services Ltd. is a distributor of Mutual Funds, PMS, Fixed Deposit, Insurance, Bond, NCDs and IPO products.

Customer having any query/feedback/ clarification may write to query@motilaloswal.com. In case of grievances for any of the services rendered by Motilal Oswal Financial Services Limited (MOFSL) write to grievances@motilaloswal.com, for DP to dpgrievances@motilaloswal.com.