

Rural Electrification Corp

Estimate change 

TP change 

Rating change 

Bloomberg	RECL IN
Equity Shares (m)	2633
M.Cap.(INRb)/(USD\$b)	989.6 / 10.5
52-Week Range (INR)	441 / 304
1, 6, 12 Rel. Per (%)	13/9/-12
12M Avg Val (INR M)	2967

Financials & Valuations (INR b)

Y/E March	FY26	FY27E	FY28E
NII	216	226	247
PPP	209	221	244
PAT	163	166	181
EPS (INR)	61.8	63.1	68.7
EPS Gr. (%)	4	2	9
BV/Shr (INR)	320	365	412
ABV/Shr (INR)	319	364	411
RoAA (%)	2.6	2.5	2.4
RoE (%)	20.1	18.4	17.7
Div. Payout (%)	30.0	34.1	34.2

Valuation

P/E (x)	6.1	6.0	5.5
P/BV (x)	1.2	1.0	0.9
Div. Yield (%)	4.9	5.7	6.3

Shareholding pattern (%)

As On	Mar-26	Dec-25	Mar-25
Promoter	52.6	52.6	52.6
DII	16.4	16.3	14.8
FII	15.8	16.5	20.5
Others	15.2	14.6	12.1

FII Includes depository receipts

CMP: INR376

TP: INR440 (+17%)

Buy

PPoP in line; earnings miss driven by higher credit costs

Loan growth muted at 3% YoY; PCR on standard assets rises ~13bp QoQ

- Rural Electrification Corp's (RECL) 4QFY26 PAT declined ~21% YoY to INR33.6b (23% miss). PAT for FY26 grew ~3% YoY to ~INR163b. NII in 4QFY26 declined ~16% YoY to ~INR51.7b (in line). Other income was flat YoY at INR2.4b. This included fee and commission income of INR2.5b (PQ: INR3.9b and PY: INR2.2b).
- Opex grew ~84% YoY to ~INR4.4b, and cost-income ratio rose to ~6.7% (PQ: 3.2% and PY: 3.1%). PPoP declined ~19% YoY to INR49.7b (in line). PPoP for FY26 remained flat YoY at ~INR209b.
- Provisions rose to INR5.7b (vs. est. provision writebacks of INR3.8b). This translated into annualized credit costs of 10bp (PY: 14bp and PQ: 2bp).
- RECL declared a final dividend of ~INR1.55/share. Including interim dividends, the total dividend for FY26 stood at INR18.55/share.

Pressure on yields, but spreads resilient

- Yields (calc.) declined ~30bp QoQ to ~9.6%, while CoB (calc.) declined ~30bp QoQ to ~7.1%, resulting in spreads (calc.) remaining stable at ~2.56%.
- Reported NIM for FY26 declined ~9bp to ~3.43% (9M: 3.52%). NIMs (calc.) declined ~10bp QoQ to 3.5% in 4QFY26. We expect RECL to maintain NIM of ~3.7% over FY27-28E, supported by the declining CoF.

Loan growth muted; renewable portfolio drives momentum

- Loan book stood at INR5.84t, growing 3% YoY and remaining flat QoQ. Repayments during the quarter declined sequentially to ~30% (PQ: 34.6% and PY: 31%). Renewable loan book grew 30% YoY to INR753b.
- Disbursements in 4QFY26 were weak and remained flat YoY at INR457b. FY26 disbursements (excluding RBPF) grew 28% YoY to INR1.46t.
- We expect RECL to deliver an AUM CAGR of ~11% over FY26-28.

Asset quality improves; RECL increases PCR on standard assets

- GS3 and NS3 declined ~70bp/~10bp QoQ to ~0.24% and 0.12%, respectively. PCR on Stage 3 stood at ~51% (PQ: 77%). Standard asset (Stage 1 and 2) provisions rose ~13bp QoQ to 1.06% (PQ: 0.93%).
- RECL wrote off ~INR12.9b related to Sinner Thermal Power after adjusting cash recoveries of INR10.4b and reversed ECL provisions of INR5.7b. The company has also fully recovered INR138m from Bhavnagar Biomass Power Projects Private Ltd, along with a reversal of ECL provisions of INR27.5m. Moreover, the company took technical write-offs on five loan accounts, with total exposure of ~INR14b. These loan assets were earlier classified as Stage 3 with 100% provision cover.
- We model RECL's credit costs to remain benign at ~20bp over FY27-FY28E.

Valuation and view

- RECL reported a subdued quarter, with the loan book exhibiting a modest growth of ~3% YoY. Disbursements continued to remain weak (flat YoY), and repayments moderated sequentially in 4QFY26. A decline in yields was offset by lower funding costs, which helped keep spreads stable. Asset quality improved further, with GNPA declining to ~0.2% as of Mar'26.
- RECL trades at 1x FY27E P/ABV, which is attractive. However, weak loan growth and pressure on margins remain key monitorables. We cut our PAT estimates by ~9%/~11% for FY27/ FY28 to account for lower margins and higher credit costs, and model a CAGR of 12%/11%/5% in disbursement/loans/PAT over FY26-28E. We expect RECL to deliver a RoA/RoE of 2.4%/18% in FY28E. **Reiterate BUY with a TP of INR440 (premised on 1.1x FY28E BVPS).**
- Key risks:** 1) continued weak loan growth; 2) contraction in spreads/margins amid high competition.

Quarterly Performance

Y/E March	INR m											
	FY25				FY26				FY25	FY26	4QFY26E	v/s Est.
	1Q	2Q	3Q	4Q	1Q	2Q	3Q	4Q				
Interest Income	1,26,904	1,34,744	1,39,704	1,49,350	1,45,022	1,45,771	1,45,184	1,41,016	5,50,701	5,78,118	1,42,152	-1
Interest Expenses	80,212	85,065	88,373	87,699	89,351	91,316	92,429	89,317	3,41,350	3,62,413	88,677	1
Net Interest Income	46,692	49,678	51,331	61,651	55,671	54,455	52,755	51,699	2,09,351	2,15,705	53,475	-3
YoY Gr (%)	28.3	22.9	19.6	37.4	19.2	9.6	2.8	-16.1	27	3	-13.3	
Other Operational Income	469	483	757	2,228	1,442	4,738	3,925	2,545	8,410	3,657	0	
Net Operational Income	47,161	50,161	52,088	63,879	57,113	59,192	56,680	54,244	2,15,680	2,16,636	53,475	1
YoY Gr (%)	28.9	22.4	19.9	39.5	21.1	18.0	8.8	-15.1	27	0	-16.3	
Other Income	2,998	731	1,266	163	-4,891	-149	-2,223	-132	685	473	-814	-
Total Net Income	50,159	50,892	53,354	64,042	52,222	59,043	54,457	54,113	2,16,365	2,17,109	52,661	3
YoY Gr (%)	28.1	20.0	22.7	34.9	4.1	16.0	2.1	-15.5	27	0	-17.8	
Operating Expenses	2,175	1,936	3,147	2,396	1,919	2,169	2,183	4,420	7,436	7,965	2,971	49
YoY Gr (%)	50.6	-0.1	78.2	-23.1	-11.8	12.0	-30.7	84.5	13	7	24.0	
% to Income	4.3	3.8	5.9	3.7	3.7	3.7	4.0	8.2	3	4	5.6	
Operating Profit	47,984	48,955	50,206	61,646	50,303	56,875	52,274	49,692	2,08,929	2,09,144	49,690	0
YoY Gr %	27.3	21.0	20.4	39.0	4.8	16.2	4.1	-19.4	27	0	-19.4	
Provisions	4,726	-1,441	-890	7,800	-6,166	1,347	1,110	5,721	10,194	2,012	-3,782	-
PBT	43,258	50,396	51,097	53,847	56,469	55,528	51,164	43,971	1,98,734	2,07,132	53,472	-18
YoY Gr (%)	16.5	4.8	24.2	4.6	30.5	10.2	0.1	-18.3	12	4	-0.7	
Tax	8,834	10,342	10,806	11,485	11,959	11,269	10,733	10,348	41,466	44,309	9,616	8
Tax Rate (%)	20.4	20.5	21.1	21.3	21.2	20.3	21.0	23.5	21	21	18.0	
PAT	34,425	40,055	40,291	42,362	44,510	44,259	40,431	33,623	1,57,269	1,62,823	43,856	-23
YoY Gr (%)	16.3	6.2	23.2	5.5	29.3	10.5	0.3	-20.6	12.2	3.5	3.5	

Key Parameters (Calc., %)

Yield on loans	9.81	9.99	10.01	10.49	9.99	9.95	9.91	9.59
Cost of funds	7.16	7.28	7.32	7.17	7.17	7.19	7.35	7.11
Spread	2.7	2.7	2.7	3.32	2.8	2.8	2.6	2.48
NIM	3.5	3.7	3.7	4.3	3.8	3.7	3.6	3.5
C/I ratio	3.4	3.1	5.0	3.1	2.5	2.5	3.2	6.7
Credit cost	0.09	-0.03	-0.02	0.14	-0.11	0.02	0.02	0.10

Balance Sheet Parameters

Disbursements (INR b)	437	473	547	455	595	560	500	457
Growth (%)	27.9	13.7	18.0	15.7	36.3	18.3	-8.6	0.4
AUM (INR b)	5,297	5,461	5,656	5,669	5,846	5,822	5,818	5,837
Growth (%)	16.6	15.1	13.7	11.3	10.4	6.6	2.9	3.0

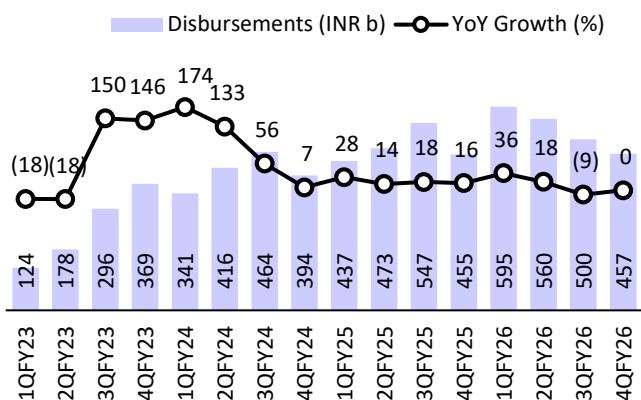
Asset Quality Parameters

GS 3 (INR B)	138.1	138.2	110.5	76.5	61.5	61.5	51.2
GS 3 (%)	2.61	2.53	1.95	1.35	1.05	1.06	0.88
NS 3 (INR B)	43.5	48.2	42.1	21.63	14.1	14.1	11.8
NS 3 (%)	0.82	0.88	0.74	0.38	0.24	0.24	0.20
PCR (%)	68.5	65.1	61.9	71.73	77.1	77.1	77.0

E: MOFSL Estimates

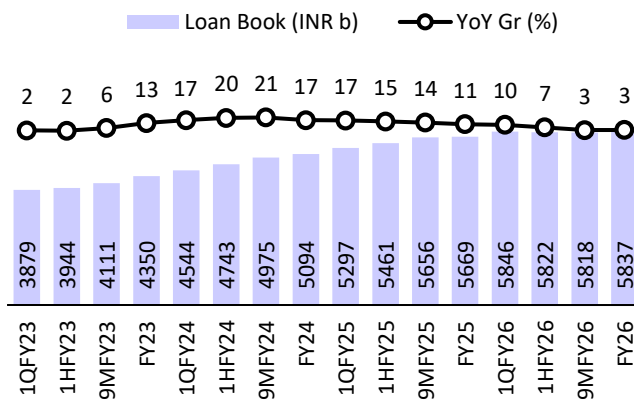
Key exhibits

Exhibit 1: Disbursements remained flat YoY



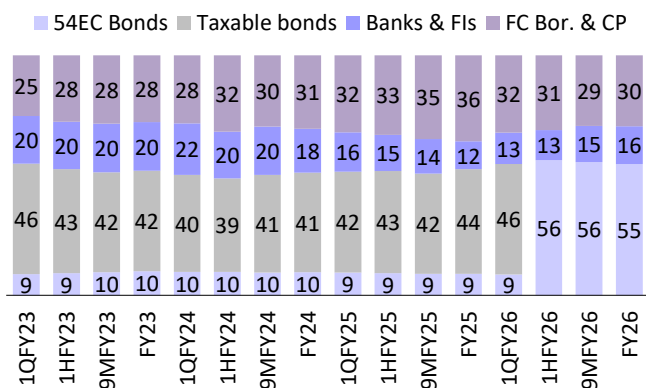
Source: MOFSL, Company

Exhibit 2: Loan book grew ~3% YoY



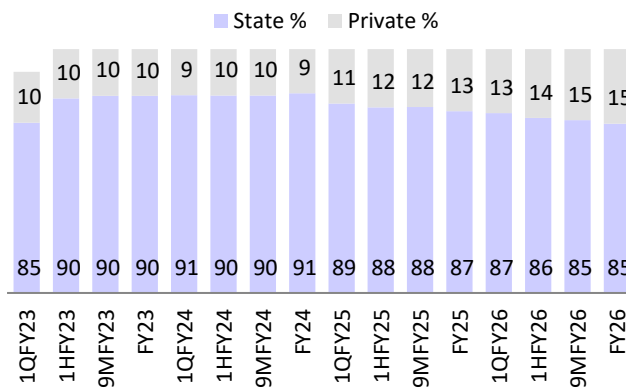
Source: MOFSL, Company

Exhibit 3: Borrowing mix (%)



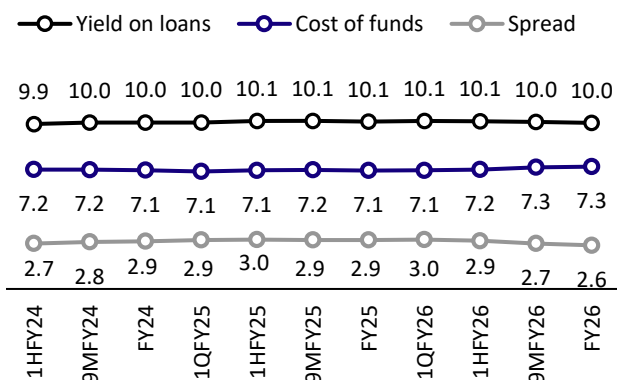
Source: MOFSL, Company

Exhibit 4: ~15% of loans are given to private players



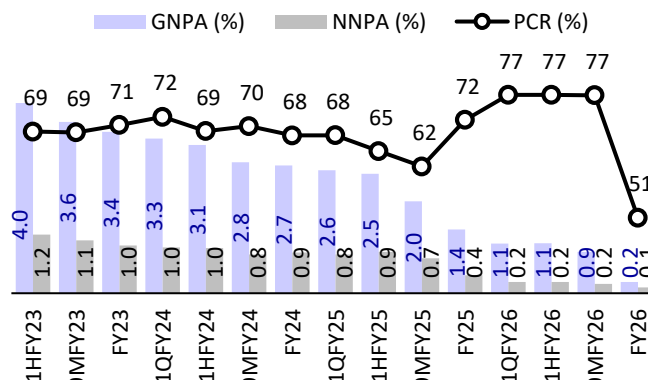
Source: MOFSL, Company

Exhibit 5: Cum. spreads declined ~10bp QoQ (%)



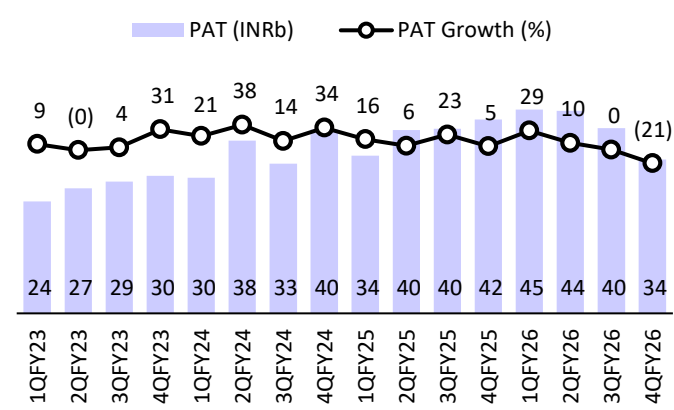
Source: MOFSL, Company

Exhibit 6: GS3 and NS3 declined ~70bp/~10bp QoQ



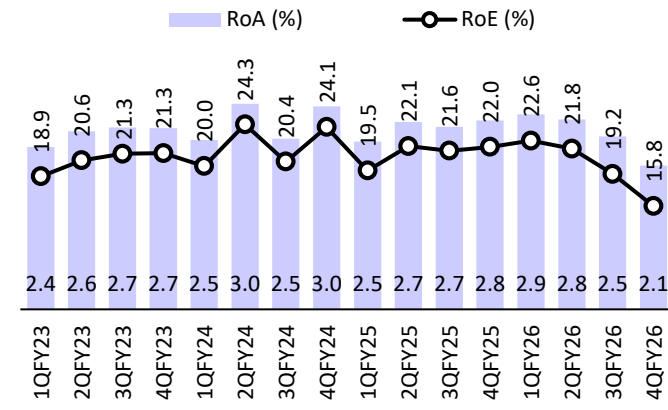
Source: MOFSL, Company

Exhibit 7: PAT declined ~21% YoY



Source: MOFSL, Company

Exhibit 8: RoA/RoE trends (%)



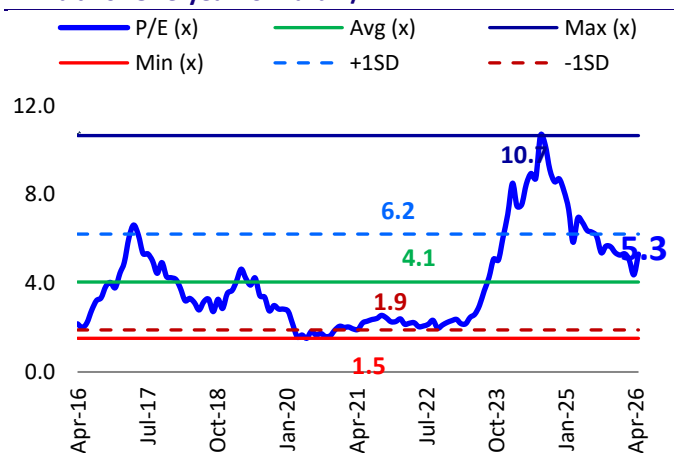
Source: MOFSL, Company

Exhibit 9: We cut our estimates by ~9%/~11% for FY27E/FY28E to account for lower margins and higher credit costs

INR B	Old Est.		New Est.		% Change	
	FY27	FY28	FY27	FY28	FY27	FY28
NII	227.6	252.0	225.6	247.2	-0.9	-1.9
Other Income	19.6	24.3	4.3	6.5	-78.0	-73.4
Net Income	247.2	276.3	229.9	253.7	-7.0	-8.2
Operating Expenses	7.8	9.0	8.8	9.8	12.6	8.4
Operating Profits	239.4	267.3	221.1	243.9	-7.6	-8.7
Provisions	7.6	10.1	11.2	15.6	47	54
PBT	231.8	257.2	209.9	228.3	-9.4	-11.2
Tax	48.2	53.5	43.7	47.5	-9.4	-11.2
PAT	183.6	203.7	166.2	180.8	-9.4	-11.2
Loans	6,310	7,032	6,393	7,164		
Spreads (%)	2.65	2.65	2.70	2.65		
RoAA (%)	2.8	2.8	2.5	2.4		
RoAE (%)	19.1	18.5	18.4	17.7		

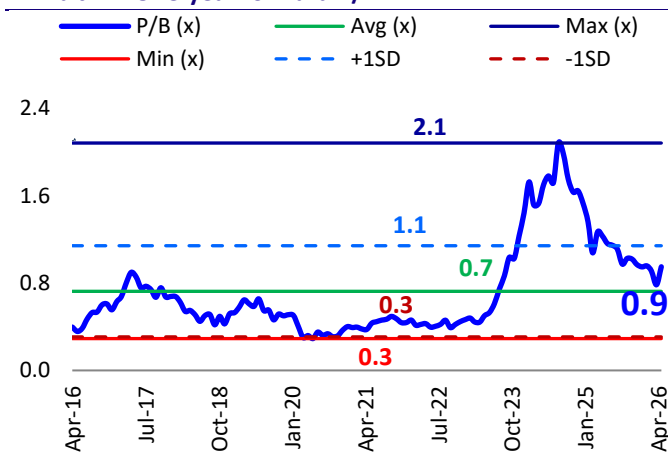
Source: MOFSL, Company

Exhibit 10: One-year forward P/E



Source: MOFSL, Company

Exhibit 11: One-year forward P/B



Source: MOFSL, Company

Financials and valuations

Income Statement									(INR b)
Y/E March	FY20	FY21	FY22	FY23	FY24	FY25	FY26	FY27E	FY28E
Interest on Loans	296.6	346.8	381.9	388.4	464.1	550.7	578.1	603.1	657.6
Interest Exp and Other Charges	190.0	214.9	220.5	237.4	299.5	341.3	362.4	377.5	410.4
Net Interest Income	106.7	131.9	161.3	151.0	164.6	209.4	215.7	225.6	247.2
Change (%)	14.3	23.7	22.3	-6.4	9.0	27.2	3.0	4.6	9.6
Forex Gains/(Losses)	-23.6	-3.3	-8.0	-11.1	-1.7	-2.1	-2.7	-1.5	-1.0
Net Interest Income (including forex gains/losses)	83.1	128.6	153.3	139.8	162.9	207.3	213.0	224.1	246.2
Other Operating Income	1.0	7.0	9.5	3.7	7.2	8.4	3.7	5.3	6.9
Other Income	0.6	0.2	1.0	0.4	0.7	0.7	0.5	0.5	0.6
Net Total Income	84.7	135.9	163.8	144.0	170.8	216.4	217.1	229.9	253.7
Change (%)	-4.0	60.4	20.5	-12.1	18.6	26.7	0.3	5.9	10.4
Employee Cost	1.8	1.4	1.6	1.8	2.1	2.4	2.4	2.7	2.9
Administrative Exp	4.2	2.6	3.0	3.4	4.2	4.7	5.3	5.8	6.5
Depreciation	0.1	0.1	0.2	0.2	0.2	0.2	0.3	0.3	0.3
Total Operating Expenses	6.0	4.2	4.8	5.5	6.6	7.4	8.0	8.8	9.8
PPoP	78.7	131.8	159.0	138.5	164.2	208.9	209.1	221.1	243.9
Change (%)	-5.6	67.4	20.7	-12.9	18.5	27.2	0.1	5.7	10.3
Total Provisions	8.9	24.2	34.7	1.1	-13.6	10.2	2.0	11.2	15.6
% to Operating Income	11.3	18.4	21.8	0.8	-8.3	4.9	1.0	5.1	6.4
PBT	69.8	107.6	124.2	137.4	177.8	198.7	207.1	209.9	228.3
Tax (Incl Deferred tax)	21.0	23.9	23.8	26.8	37.6	41.5	44.3	43.7	47.5
Tax Rate (%)	30.0	22.3	19.1	19.5	21.2	20.9	21.4	20.8	20.8
PAT	48.9	83.6	100.5	110.5	140.2	157.3	162.8	166.2	180.8
Change (%)	-15.2	71.1	20.1	10.0	26.8	12.2	3.5	2.1	8.8

Balance Sheet									(INR b)
Y/E March	FY20	FY21	FY22	FY23	FY24	FY25	FY26	FY27E	FY28E
Capital	20	20	20	26	26	26	26	26	26
Reserves & Surplus	331	418	493	550	661	750	817	934	1,058
Net Worth	351	438	513	577	688	776	843	960	1,085
Borrowings	2,815	3,228	3,263	3,808	4,456	4,963	5,148	5,562	6,247
Change (%)	17.5	14.7	1.1	16.7	17.0	11.4	3.7	8.0	12.3
Total Liabilities	3,166	3,666	3,776	4,385	5,144	5,739	5,991	6,522	7,332
Investments	23	19	22	31	53	66	98	113	130
Change (%)	-3.5	-17.4	13.0	45.4	69.5	24.8	47.5	15.0	15.0
Loans	3,121	3,653	3,719	4,221	4,992	5,591	5,792	6,318	7,081
Change (%)	15.4	17.0	1.8	13.5	18.3	12.0	3.6	9.1	12.1
Net Fixed Assets	5	6	6	6	7	7	7	7	8
Net current assets	0	0	0	0	0	0	0	0	0
Total Assets	3,148	3,678	3,747	4,259	5,052	5,664	5,897	6,438	7,218

E: MOFSL Estimates

Loans and Disbursements	FY20	FY21	FY22	FY23	FY24	FY25	FY26	FY27E	FY28E
Gross Loans (INR b)	3,224	3,774	3,854	4,350	5,094	5,669	5,837	6,393	7,164
YoY Growth (%)	15	17	2	13	17	11	3	10	12
Disbursements (INR b)	757	930	642	968	1,615	1,912	2,112	2,365	2,626
YoY Growth (%)	5	23	-31	51	67	18	10	12	11

Financials and valuations

Ratios

Y/E March	FY20	FY21	FY22	FY23	FY24	FY25	FY26	FY27E	FY28E
Spreads Analysis (%)									
Avg. Yield - on Financing Portfolio	10.1	10.1	10.3	9.7	9.9	10.2	10.0	9.8	9.6
Avg Cost of Funds	7.3	7.1	6.8	6.7	7.2	7.2	7.2	7.1	7.0
Interest Spread	2.8	3.0	3.5	2.9	2.7	3.0	2.8	2.7	2.7
Net Interest Margin	3.7	3.9	4.4	3.8	3.6	4.0	3.8	3.7	3.7

Profitability Ratios (%)

RoE	14.1	21.2	21.1	20.3	22.2	21.5	20.1	18.4	17.7
RoA	1.5	2.2	2.5	2.5	2.8	2.7	2.6	2.5	2.4

Efficiency Ratios (%)

Int. Expended/Int.Earned	64.0	62.0	57.8	61.1	64.5	62.0	62.7	62.6	62.4
Other operating Inc./Net Income	1.2	5.2	5.8	2.6	4.2	3.9	1.7	2.3	2.7
Other Income/Net Income	0.8	0.2	0.6	0.3	0.4	0.3	0.2	0.2	0.2
Op. Exps./Net Income	7.1	3.1	2.9	3.8	3.9	3.4	3.7	3.8	3.8
Empl. Cost/Op. Exps.	29.2	34.9	33.1	33.2	32.4	32.9	30.5	30.2	29.9

Asset-Liability Profile (%)

Loans/Borrowings Ratio	110.9	113.1	114.0	110.8	112.0	112.7	112.5	113.6	113.3
Assets/Networth	9.0	8.4	7.3	7.4	7.3	7.3	7.0	6.7	6.7
Debt/Equity Ratio	8.0	7.4	6.4	6.6	6.5	6.4	6.1	5.8	5.8

Asset Quality (%)

Gross Stage 3	6.6	4.8	4.5	3.4	2.7	1.3	0.2	0.2	0.2
Net Stage 3	3.3	1.7	1.5	1.0	0.9	0.4	0.1	0.1	0.1
PCR	49.6	64.6	67.4	70.6	68.5	71.7	51.1	55.0	60.0
Credit costs	0.3	0.7	0.9	0.0	-0.3	0.2	0.0	0.19	0.23

Valuations

Book Value (INR)	178	222	260	219	261	295	320	365	412
BV Growth (%)	2.3	24.8	17.3	-15.7	19.3	12.9	8.6	13.9	12.9
Price-BV (x)	2.1	1.7	1.4	1.7	1.4	1.3	1.2	1.0	0.9
Adjusted Book Value (INR)	164	213	253	215	257	293	319	364	411
ABV Growth (%)	2.4	30.1	18.4	-15.0	19.6	13.9	9.1	14.0	12.9
Price-ABV (x)	2.3	1.8	1.5	1.7	1.5	1.3	1.2	1.0	0.9
EPS (INR)	24.7	42.3	50.9	42.0	53.2	59.7	61.8	63.1	68.7
EPS Growth (%)	-15.2	71.1	20.1	-17.5	26.8	12.2	3.5	2.1	8.8
Price-Earnings (x)	15.2	8.9	7.4	9.0	7.1	6.3	6.1	6.0	5.5
Dividend	11.0	12.7	15.3	12.6	16.0	18.0	18.6	21.5	23.5
Dividend Yield (%)	2.9	3.4	4.1	3.4	4.3	4.8	4.9	5.7	6.3

E: MOFSL Estimates

Investment in securities market are subject to market risks. Read all the related documents carefully before investing.

Explanation of Investment Rating	
Investment Rating	Expected return (over 12-month)
BUY	>=15%
SELL	< - 10%
NEUTRAL	< - 10 % to 15%
UNDER REVIEW	Rating may undergo a change
NOT RATED	We have forward looking estimates for the stock but we refrain from assigning recommendation

*In case the recommendation given by the Research Analyst is inconsistent with the investment rating legend for a continuous period of 30 days, the Research Analyst shall be within following 30 days take appropriate measures to make the recommendation consistent with the investment rating legend.

Disclosures

The following Disclosures are being made in compliance with the SEBI Research Analyst Regulations 2014 (herein after referred to as the Regulations).

Motilal Oswal Financial Services Ltd. (MOFSL) is a SEBI Registered Research Analyst having registration no. INH000000412. MOFSL, the Research Entity (RE) as defined in the Regulations, is engaged in the business of providing Stock broking services, Depository participant services & distribution of various financial products. MOFSL is a listed public company, the details in respect of which are available on www.motilaloswal.com. MOFSL (erstwhile Motilal Oswal Securities Limited - MOSL) is registered with the Securities & Exchange Board of India (SEBI) and is a registered Trading Member with National Stock Exchange of India Ltd. (NSE) and Bombay Stock Exchange Limited (BSE), Multi Commodity Exchange of India Limited (MCX) and National Commodity & Derivatives Exchange Limited (NCDEX) for its stock broking activities & is Depository participant with Central Depository Services Limited (CDSL) National Securities Depository Limited (NSDL), NERL, COMRIS and CCRL and is member of Association of Mutual Funds of India (AMFI) for distribution of financial products and Insurance Regulatory & Development Authority of India (IRDA) as Corporate Agent for insurance products. Details of associate entities of Motilal Oswal Financial Services Limited are available on the website at <http://onlinereports.motilaloswal.com/Dormant/documents/List%20of%20Associate%20companies.pdf>

MOFSL and its associate company(ies), their directors and Research Analyst and their relatives may; (a) from time to time, have a long or short position in, act as principal in, and buy or sell the securities or derivatives thereof of companies mentioned herein. (b) be engaged in any other transaction involving such securities and earn brokerage or other compensation or act as a market maker in the financial instruments of the company(ies) discussed herein or act as an advisor or lender/borrower to such company(ies) or may have any other potential conflict of interests with respect to any recommendation and other related information and opinions.; however the same shall have no bearing whatsoever on the specific recommendations made by the analyst(s), as the recommendations made by the analyst(s) are completely independent of the views of the associates of MOFSL even though there might exist an inherent conflict of interest in some of the stocks mentioned in the research report.

MOFSL and / or its affiliates do and seek to do business including investment banking with companies covered in its research reports. As a result, the recipients of this report should be aware that MOFSL may have a potential conflict of interest that may affect the objectivity of this report. Compensation of Research Analysts is not based on any specific merchant banking, investment banking or brokerage service transactions. Details of pending Enquiry Proceedings of Motilal Oswal Financial Services Limited are available on the website at <https://galaxy.motilaloswal.com/ResearchAnalyst/PublishViewLitigation.aspx>

A graph of daily closing prices of securities is available at www.nseindia.com, www.bseindia.com. Research Analyst views on Subject Company may vary based on Fundamental research and Technical Research. Proprietary trading desk of MOFSL or its associates maintains arm's length distance with Research Team as all the activities are segregated from MOFSL research activity and therefore it can have an independent view with regards to Subject Company for which Research Team have expressed their views.

Regional Disclosures (outside India)

This report is not directed or intended for distribution to or use by any person or entity resident in a state, country or any jurisdiction, where such distribution, publication, availability or use would be contrary to law, regulation or which would subject MOFSL & its group companies to registration or licensing requirements within such jurisdictions.

For Hong Kong:

This report is distributed in Hong Kong by Motilal Oswal capital Markets (Hong Kong) Private Limited, a licensed corporation (CE AYY-301) licensed and regulated by the Hong Kong Securities and Futures Commission (SFC) pursuant to the Securities and Futures Ordinance (Chapter 571 of the Laws of Hong Kong) "SFO". As per SEBI (Research Analyst Regulations) 2014 Motilal Oswal Securities (SEBI Reg. No. INH000000412) has an agreement with Motilal Oswal capital Markets (Hong Kong) Private Limited for distribution of research report in Hong Kong. This report is intended for distribution only to "Professional Investors" as defined in Part I of Schedule 1 to SFO. Any investment or investment activity to which this document relates is only available to professional investor and will be engaged only with professional investors." Nothing here is an offer or solicitation of these securities, products and services in any jurisdiction where their offer or sale is not qualified or exempt from registration. The Indian Analyst(s) who compile this report is/are not located in Hong Kong & are not conducting Research Analysis in Hong Kong.

For U.S.

Motilal Oswal Financial Services Limited (MOFSL) is not a registered broker - dealer under the U.S. Securities Exchange Act of 1934, as amended (the "1934 act") and under applicable state laws in the United States. In addition MOFSL is not a registered investment adviser under the U.S. Investment Advisers Act of 1940, as amended (the "Advisers Act" and together with the 1934 Act, the "Acts"), and under applicable state laws in the United States. Accordingly, in the absence of specific exemption under the Acts, any brokerage and investment services provided by MOFSL, including the products and services described herein are not available to or intended for U.S. persons. This report is intended for distribution only to "Major Institutional Investors" as defined by Rule 15a-6(b)(4) of the Exchange Act and interpretations thereof by SEC (henceforth referred to as "major institutional investors"). This document must not be acted on or relied on by persons who are not major institutional investors. Any investment or investment activity to which this document relates is only available to major institutional investors and will be engaged in only with major institutional investors. In reliance on the exemption from registration provided by Rule 15a-6 of the U.S. Securities Exchange Act of 1934, as amended (the "Exchange Act") and interpretations thereof by the U.S. Securities and Exchange Commission ("SEC") in order to conduct business with Institutional Investors based in the U.S., MOFSL has entered into a chaperoning agreement with a U.S. registered broker-dealer, Motilal Oswal Securities International Private Limited. ("MOSIPL"). Any business interaction pursuant to this report will have to be executed within the provisions of this chaperoning agreement.

The Research Analysts contributing to the report may not be registered /qualified as research analyst with FINRA. Such research analyst may not be associated persons of the U.S. registered broker-dealer, MOSIPL, and therefore, may not be subject to NASD rule 2711 and NYSE Rule 472 restrictions on communication with a subject company, public appearances and trading securities held by a research analyst account.

For Singapore

In Singapore, this report is being distributed by Motilal Oswal Capital Markets (Singapore) Pte. Ltd. ("MOCMSPL") (UEN 201129401Z), which is a holder of a capital markets services license and an exempt financial adviser in Singapore. This report is distributed solely to persons who (a) qualify as "institutional investors" as defined in section 4A(1)(c) of the Securities and Futures Act of Singapore ("SFA") or (b) are considered "accredited investors" as defined in section 2(1) of the Financial Advisers Regulations of Singapore read with section 4A(1)(a) of the SFA. Accordingly, if a recipient is neither an "institutional investor" nor an "accredited investor", they must immediately discontinue any use of this Report and inform MOCMSPL.

In respect of any matter arising from or in connection with the research you could contact the following representatives of MOCMSPL. In case of grievances for any of the services rendered by MOCMSPL write to grievances@motilaloswal.com.

Nainesh Rajani

Email: nainesh.rajani@motilaloswal.com

Contact: (+65) 8328 0276

Specific Disclosures

- 1 MOFSL, Research Analyst and/or his relatives does not have financial interest in the subject company, as they do not have equity holdings in the subject company.
- 2 MOFSL, Research Analyst and/or his relatives do not have actual/beneficial ownership of 1% or more securities in the subject company
- 3 MOFSL, Research Analyst and/or his relatives have not received compensation/other benefits from the subject company in the past 12 months
- 4 MOFSL, Research Analyst and/or his relatives do not have material conflict of interest in the subject company at the time of publication of research report
- 5 Research Analyst has not served as director/officer/employee in the subject company
- 6 MOFSL has not acted as a manager or co-manager of public offering of securities of the subject company in past 12 months
- 7 MOFSL has not received compensation for investment banking/ merchant banking/brokerage services from the subject company in the past 12 months
- 8 MOFSL has not received compensation for other than investment banking/merchant banking/brokerage services from the subject company in the past 12 months
- 9 MOFSL has not received any compensation or other benefits from third party in connection with the research report
- 10 MOFSL has not engaged in market making activity for the subject company

The associates of MOFSL may have:

- financial interest in the subject company
- actual/beneficial ownership of 1% or more securities in the subject company at the end of the month immediately preceding the date of publication of the Research Report or date of the public appearance.
- received compensation/other benefits from the subject company in the past 12 months
- any other potential conflict of interests with respect to any recommendation and other related information and opinions.; however the same shall have no bearing whatsoever on the specific recommendations made by the analyst(s), as the recommendations made by the analyst(s) are completely independent of the views of the associates of MOFSL even though there might exist an inherent conflict of interest in some of the stocks mentioned in the research report.
- acted as a manager or co-manager of public offering of securities of the subject company in past 12 months

- be engaged in any other transaction involving such securities and earn brokerage or other compensation or act as a market maker in the financial instruments of the company(ies) discussed herein or act as an advisor or lender/borrower to such company(ies)
- received compensation from the subject company in the past 12 months for investment banking / merchant banking / brokerage services or from other than said services.
- Served subject company as its clients during twelve months preceding the date of distribution of the research report.

The associates of MOFSL has not received any compensation or other benefits from third party in connection with the research report

Above disclosures include beneficial holdings lying in demat account of MOFSL which are opened for proprietary investments only. While calculating beneficial holdings, It does not consider demat accounts which are opened in name of MOFSL for other purposes (i.e holding client securities, collaterals, error trades etc.). MOFSL also earns DP income from clients which are not considered in above disclosures.

Analyst Certification

The views expressed in this research report accurately reflect the personal views of the analyst(s) about the subject securities or issues, and no part of the compensation of the research analyst(s) was, is, or will be directly or indirectly related to the specific recommendations and views expressed by research analyst(s) in this report.

Terms & Conditions:

This report has been prepared by MOFSL and is meant for sole use by the recipient and not for circulation. The report and information contained herein is strictly confidential and may not be altered in any way, transmitted to, copied or distributed, in part or in whole, to any other person or to the media or reproduced in any form, without prior written consent of MOFSL. The report is based on the facts, figures and information that are considered true, correct, reliable and accurate. The intent of this report is not recommendatory in nature. The information is obtained from publicly available media or other sources believed to be reliable. Such information has not been independently verified and no guaranty, representation of warranty, express or implied, is made as to its accuracy, completeness or correctness. All such information and opinions are subject to change without notice. The report is prepared solely for informational purpose and does not constitute an offer document or solicitation of offer to buy or sell or subscribe for securities or other financial instruments for the clients. Though disseminated to all the customers simultaneously, not all customers may receive this report at the same time. MOFSL will not treat recipients as customers by virtue of their receiving this report.

Disclaimer:

The report and information contained herein is strictly confidential and meant solely for the selected recipient and may not be altered in any way, transmitted to, copied or distributed, in part or in whole, to any other person or to the media or reproduced in any form, without prior written consent. This report and information herein is solely for informational purpose and may not be used or considered as an offer document or solicitation of offer to buy or sell or subscribe for securities or other financial instruments. Nothing in this report constitutes investment, legal, accounting and tax advice or a representation that any investment or strategy is suitable or appropriate to your specific circumstances. The securities discussed and opinions expressed in this report may not be suitable for all investors, who must make their own investment decisions, based on their own investment objectives, financial positions and needs of specific recipient. This may not be taken in substitution for the exercise of independent judgment by any recipient. Each recipient of this document should make such investigations as it deems necessary to arrive at an independent evaluation of an investment in the securities of companies referred to in this document (including the merits and risks involved), and should consult its own advisors to determine the merits and risks of such an investment. The investment discussed or views expressed may not be suitable for all investors. Certain transactions -including those involving futures, options, another derivative products as well as non-investment grade securities - involve substantial risk and are not suitable for all investors. No representation or warranty, express or implied, is made as to the accuracy, completeness or fairness of the information and opinions contained in this document. The Disclosures of Interest Statement incorporated in this document is provided solely to enhance the transparency and should not be treated as endorsement of the views expressed in the report. This information is subject to change without any prior notice. The Company reserves the right to make modifications and alternations to this statement as may be required from time to time without any prior approval. MOFSL, its associates, their directors and the employees may from time to time, effect or have effected an own account transaction in, or deal as principal or agent in or for the securities mentioned in this document. They may perform or seek to perform investment banking or other services for, or solicit investment banking or other business from, any company referred to in this report. Each of these entities functions as a separate, distinct and independent of each other. The recipient should take this into account before interpreting the document. This report has been prepared on the basis of information that is already available in publicly accessible media or developed through analysis of MOFSL. The views expressed are those of the analyst, and the Company may or may not subscribe to all the views expressed therein. This document is being supplied to you solely for your information and may not be reproduced, redistributed or passed on, directly or indirectly, to any other person or published, copied, in whole or in part, for any purpose. This report is not directed or intended for distribution to, or use by, any person or entity who is a citizen or resident of or located in any locality, state, country or other jurisdiction, where such distribution, publication, availability or use would be contrary to law, regulation or which would subject MOFSL to any registration or licensing requirement within such jurisdiction. The securities described herein may or may not be eligible for sale in all jurisdictions or to certain category of investors. Persons in whose possession this document may come are required to inform themselves of and to observe such restriction. Neither the Firm, not its directors, employees, agents or representatives shall be liable for any damages whether direct or indirect, incidental, special or consequential including lost revenue or lost profits that may arise from or in connection with the use of the information. The person accessing this information specifically agrees to exempt MOFSL or any of its affiliates or employees from, any and all responsibility/liability arising from such misuse and agrees not to hold MOFSL or any of its affiliates or employees responsible for any such misuse and further agrees to hold MOFSL or any of its affiliates or employees free and harmless from all losses, costs, damages, expenses that may be suffered by the person accessing this information due to any errors and delays.

This report is meant for the clients of Motilal Oswal only.

Investment in securities market are subject to market risks. Read all the related documents carefully before investing.

Registration granted by SEBI and certification from NISM in no way guarantee performance of the intermediary or provide any assurance of returns to investors.

Registered Office Address: Motilal Oswal Tower, Rahimtullah Sayani Road, Opposite Parel ST Depot, Prabhadevi, Mumbai-400025; Tel No.: 022 - 71934200 / 71934263; www.motilaloswal.com.

Correspondence Address: Palm Spring Centre, 2nd Floor, Palm Court Complex, New Link Road, Malad (West), Mumbai- 400 064. Tel No: 022 71881000. Details of Compliance Officer: Neeraj Agarwal, Email

Id: na@motilaloswal.com, Contact No.:022-40548085.

Grievance Redressal Cell:

Contact Person	Contact No.	Email ID
Ms. Hemangi Date	022 40548000 / 022 67490600	query@motilaloswal.com
Ms. Kumud Upadhyay	022 40548082	servicehead@motilaloswal.com
Mr. Ajay Menon	022 40548083	am@motilaloswal.com

Registration details of group entities.: Motilal Oswal Financial Services Ltd. (MOFSL): INZ000158836 (BSE/NSE/MCX/NCDEX); CDSL and NSDL: IN-DP-16-2015; Research Analyst: INH000000412 . AMFI:

ARN : 146822. IRDA Corporate Agent – CA0579. Motilal Oswal Financial Services Ltd. is a distributor of Mutual Funds, PMS, Fixed Deposit, Insurance, Bond, NCDs and IPO products.

Customer having any query/feedback/ clarification may write to query@motilaloswal.com. In case of grievances for any of the services rendered by Motilal Oswal Financial Services Limited (MOFSL) write to grievances@motilaloswal.com, for DP to dpgrievances@motilaloswal.com.