



**Solid Research  
Solid Relationships**

# Fundamental Outlook

# Global Market Setup

- **US Equity** markets yesterday, ended **sharply higher**, post Donald Trump's comments that he was willing to end the military campaign against Iran, even if the Strait of Hormuz remained largely closed. The S&P 500, Nasdaq, and Dow Jones Industrial Average recorded their biggest one-day gains since May 2025
- Dow Jones **was up 2.5%**, S&P 500 index **gained 2.9%** and NASDAQ index **rallied 3.8%**.
- **Brent crude** prices **fell to \$105/barrel**, as hopes rise for Iran war to de-escalate.
- **US 10 yr yield** steady as market weighs odds of Iran war ending
- **European** Indices yesterday closed **~0.5% higher**
- **Dow futures** is currently trading **70 points higher (+0.2%)**
- **Asian markets** are **trading 1-2% higher with Japan, Korea and Taiwan up 4-7%**, after Iran president's comments that they can end the war post certain conditions
- **Global Cues: Positive**

# Indian Market Setup

- Another day of Carnage was witnessed on D-Street as uncertainty loomed over sentiments. Escalating tensions in West Asia continued to weigh heavily on markets, as the ongoing US–Israel conflict with Iran entered its fifth week and expanded across the region.
- Nifty 50 closed at **22,331** declining by **2.1% (-488 points)**.
- Nifty Midcap 100 **down by 2.7%** and Smallcap 100 **down by 2.7%**.
- FIIs: **11,163 Cr**; DIIs: **+14,895Cr**
- Gift nifty is currently trading **1.5% higher (+337 points)**
- Domestic Cues: **Positive**

**Bharti Airtel:** The company has announced an investment of US\$1 billion by Alpha Wave Global, Carlyle, and Anchorage Capital, through their affiliates, in its subsidiary Nxtra Data to expand its network across India and accelerate growth. Airtel will also participate in this round. Alpha Wave Global will invest US\$435 million, Carlyle US\$240 million, and Anchorage Capital US\$35 million, with the remaining amount to be infused by Airtel.

**View: Positive**

**Airline stocks:** Prices of ATF (Aviation Turbine Fuel) increased by 115% with effect from 1st April 2026.

**View: Negative**

**NTPC Green:** The company has signed a Memorandum of Understanding (MoU) with PTC India to explore the possibilities of selling renewable energy through bilateral arrangements and other market mechanisms. Additionally, the company's subsidiary, NTPC Renewable Energy, has signed a Green Ammonia Purchase Agreement (GAPA) with Solar Energy Corporation (SECI) for the supply of green ammonia.

**View: Positive**

# Fundamental Actionable Idea

## EPL

## CMP INR205, TP INR270, 32% Upside, Buy, MTF Stock

- EPL and Indovida (a leading global rigid PET packaging company and subsidiary of Indorama Ventures Ltd) have signed definitive agreements to merge, creating a ~USD1b revenue entity with a combined valuation of ~USD2b. The transaction will form one of the largest consumer packaging platforms in emerging markets, combining complementary capabilities to expand global reach, accelerate growth, and enhance margins and returns.
- For this merger, EPL is valued at ~USD1.2b (at INR339/share, i.e., ~70% premium to the 26th Mar'26 close), while Indovida India is valued at ~USD700m, at a ~35% discount to EPL's multiple. The implied EV/EBITDA multiples are 12.5x for EPL and 8.1x for Indovida India, with EPL commanding a premium due to its strategic pivot toward the beauty & cosmetics segment and expansion into high-growth markets such as Brazil and Thailand.
- Post-merger, Indorama Ventures will become the co-promoter with a 51.8% stake (three board seats), while Blackstone will hold 16.6% (one board seat) in the combined entity.
- This merger transforms EPL into a diversified multi-format packaging leader, expanding TAM from USD2.4b to USD29b, strengthening global presence and customer relationships while positioning the company for sustained growth across products, geographies, and emerging markets.

**View: Buy**

Investment in securities market are subject to market risks, read all the related documents carefully before investing.

# Fundamental Actionable Idea

**BEL**

**CMP INR401 TP INR520 BUY, MTF Stock**

- The company has secured additional orders worth Rs 6,795 crore post 30 March. These include radars from the Ministry of Defence, avionics for LCA from HAL, and defence exports.
- Separately, the defence ministry has awarded a contract worth around Rs 1,950 crore for procurement of two mountain radars for the Indian Air Force.
- Recent approvals worth ₹2.38 trillion across surveillance, combat, and long-range strike systems highlight a robust and diversified order pipeline across the Army, Air Force, and Coast Guard, providing strong revenue visibility for BEL too

**View: BUY**

# Focus Investment Ideas

All Stocks Available in MTF

Duration : 1 Year Horizon

Stock Name	Rating	CMP (Rs)	Target (Rs)	Upside (%)
Max Financial	Buy	1498	2200	47%
TVS Motors	Buy	3355	4461	33%
State bank of India	Buy	980	1300	33%
Bharat Electronics	Buy	401	520	30%
Apollo Hospitals	Buy	7552	9015	19%

# Technical Outlook

# Nifty Technical Outlook

**NIFTY (CMP : 22331)** Nifty immediate support is at 22000 then 21750 zone while resistance at 22600 then 22800 zones. Now till it holds below 22500 zones weakness could be seen towards 22000 then 21750 zones while hurdles have shifted lower to 22600 then 22800 zones.

1-Nifty50 - 30/03/26



# Bank Nifty Technical Outlook

**BANK NIFTY (CMP : 50275)** Bank Nifty support is at 49500 then 49000 zones while resistance at 51000 then 51250 zones. Now till it holds below 50500 zones, weakness could be seen towards 49500 then 49000 levels while hurdles have shifted lower to 51000 then 51250 zones.

1-Niftybank - 30/03/26



# Sensex Technical Outlook

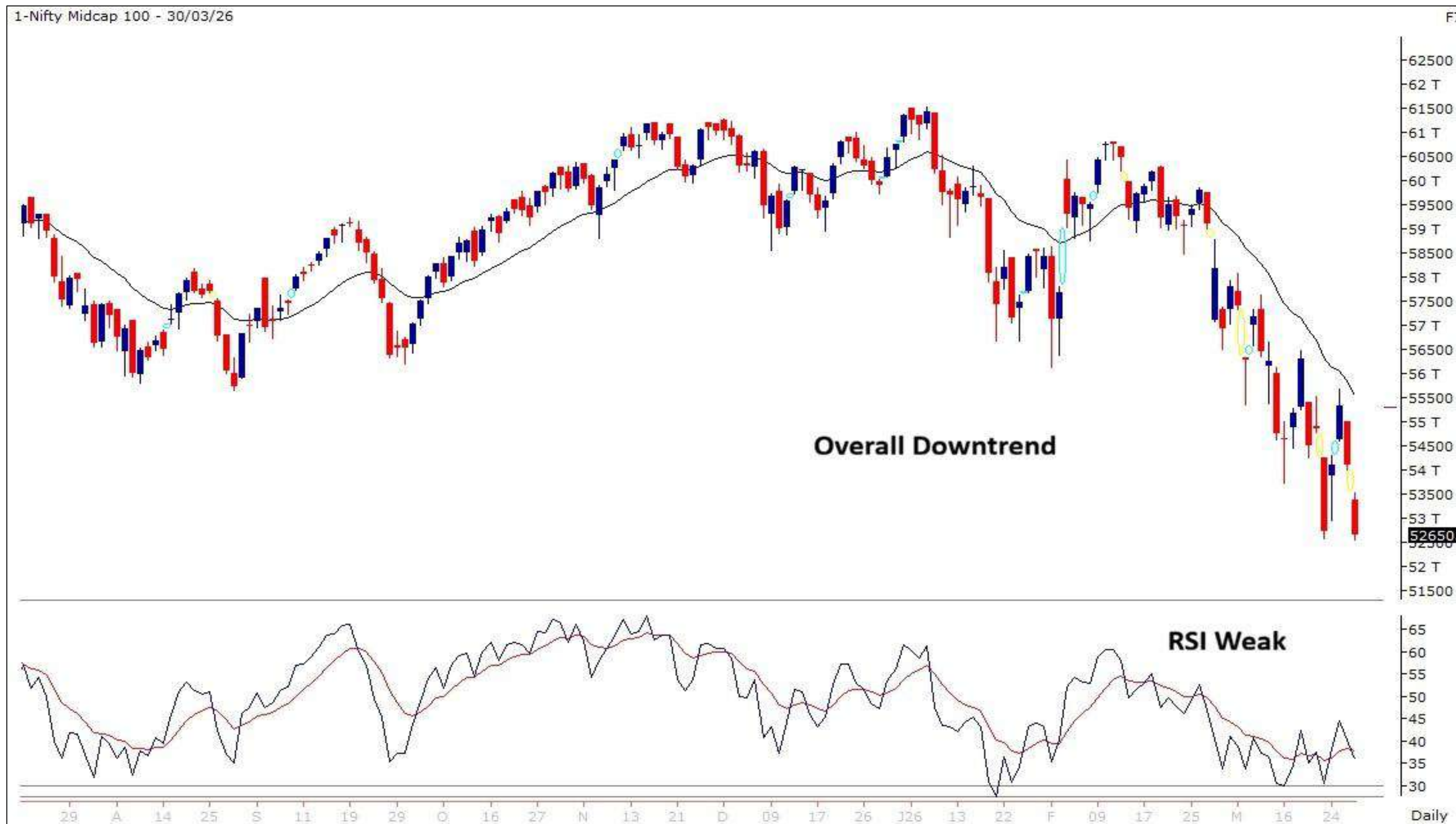
**Sensex (CMP : 71947)** Sensex support is at 71300 then 70800 zones while resistance at 72500 then 73000 zones. Now till it holds below 72500 zones, weakness could be seen towards 71300 then 70800 zones while hurdles have shifted lower to 72500 then 73000 zones.

1-S&P BSESENSX - 30/03/26



# Midcap100 Index Technical Outlook

1-Apr-26



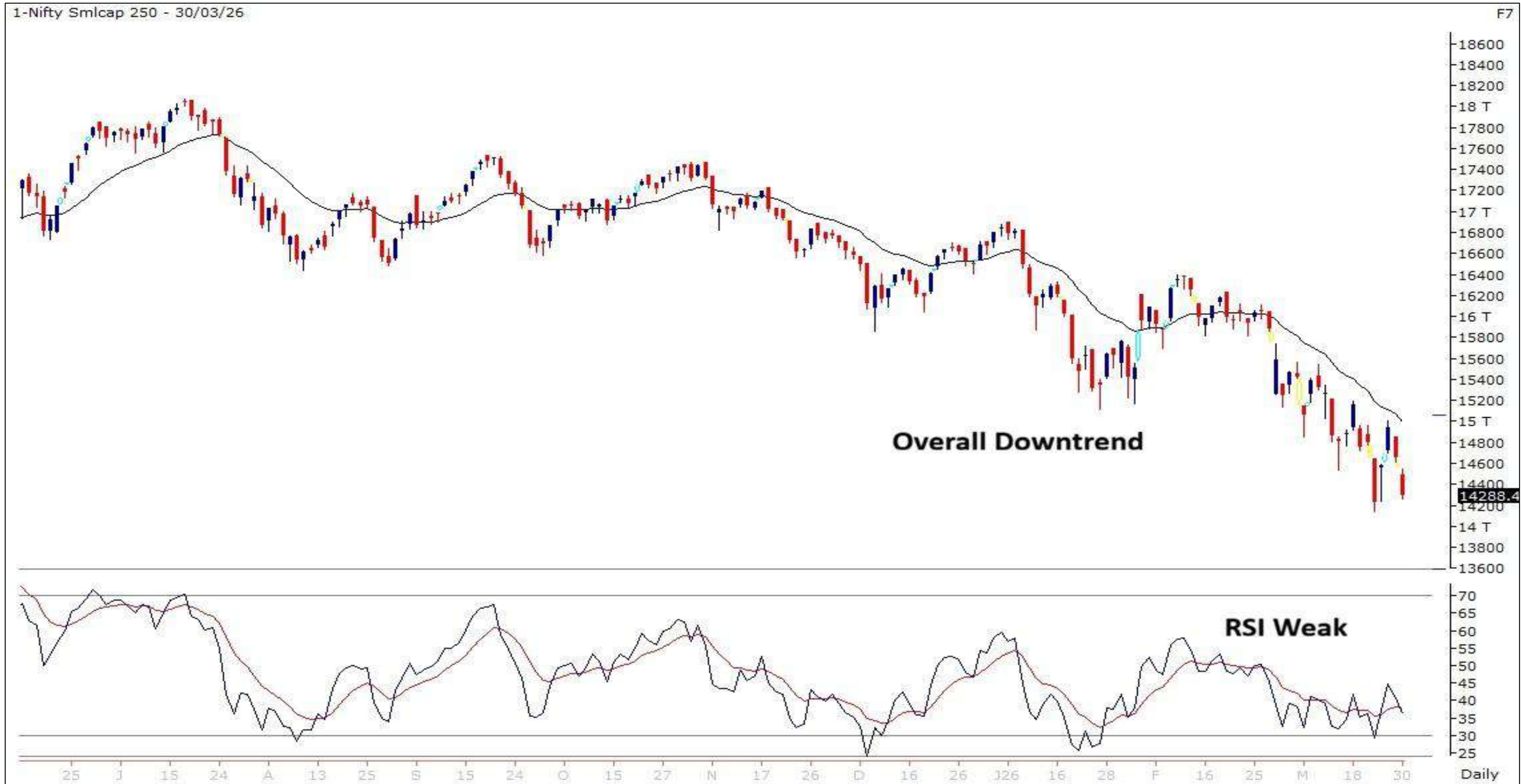
Nifty Midcap100 Stats	
Advance	Decline
5	95

- Opened Gap down and Index in an overall downtrend.

Investment in securities market are subject to market risks, read all the related documents carefully before investing.

# Smallcap250 Index Technical Outlook

1-Apr-26



### Nifty SmallCap250 Stats

Advance	Decline
35	215

- Opened gap down and index in an overall downtrend.

Investment in securities market are subject to market risks, read all the related documents carefully before investing.

# USD/INR Spot Rate



- Cooled off to 93.43 Rupees per US Dollar.

Investment in securities market are subject to market risks, read all the related documents carefully before investing.

# Brent Crude Oil Spot Rate



1-Apr-26

- Brent trading at 105.50 US Dollar per barrel.

Investment in securities market are subject to market risks, read all the related documents carefully before investing.

# Sectoral Performance - Daily

1-Apr-26

Indices	Closing 30-Mar	% Change			
		1-day	2-days	3-days	5-days
NIFTY 50	22331	-2.14%	-4.18%	-2.54%	-3.39%
NIFTY BANK	50275	-3.82%	-6.39%	-4.43%	-5.90%
NIFTY MIDCAP 100	52650	-2.68%	-4.85%	-2.66%	-4.02%
NIFTY SMALLCAP 250	14288	-2.50%	-4.34%	-1.96%	-3.40%
NIFTY FINANCIAL SERVICES	23522	-3.49%	-6.12%	-3.92%	-5.08%
NIFTY PRIVATE BANK	24145	-3.37%	-5.31%	-3.60%	-4.44%
NIFTY PSU BANK	7873	-4.56%	-8.25%	-5.79%	-8.28%
NIFTY IT	29063	-1.62%	-2.05%	-1.98%	-0.47%
NIFTY FMCG	45539	-1.91%	-3.69%	-1.87%	-3.12%
NIFTY OIL & GAS	10788	-0.39%	-1.53%	-0.83%	-2.24%
NIFTY PHARMA	22232	-1.48%	-1.97%	-0.03%	-1.37%
NIFTY AUTO	23770	-2.39%	-5.14%	-3.04%	-3.83%
NIFTY METAL	11138	-0.21%	-1.80%	0.72%	-2.40%
NIFTY REALTY	651	-2.84%	-5.92%	-3.38%	-6.50%
NIFTY INDIA DEFENCE	7214	-2.80%	-5.27%	-4.46%	-6.74%

- All the major sectoral indices closed negative.

Investment in securities market are subject to market risks, read all the related documents carefully before investing.

# Sectoral Performance - Weekly

1-Apr-26

Name	1W Change	2W Change	3W Change	4W Change	5W Change
Nifty 50	-2.14	-3.39	-3.54	-8.67	-11.31
Nifty Bank	-3.82	-5.9	-6.48	-12.99	-16.94
Nifty IT	-1.62	-0.47	-0.03	-3.57	-5.04
Nifty Auto	-2.39	-3.83	-1.76	-12.21	-15.59
Nifty Metal	-0.21	-2.4	-1.36	-7.18	-9
Nifty Pharma	-1.48	-1.37	-2.63	-3.21	-3.14
Nifty FMCG	-1.91	-3.12	-4.98	-8.87	-10.96
Nifty Realty	-2.84	-6.5	-8.26	-12.24	-16.58
Nifty Media	-2.5	-3.31	-3.02	-6.84	-10.9
Nifty PSU Bank	-4.56	-8.28	-7.55	-14.27	-19.83

- Among the weekly sectoral all the major sectoral indices closed negative.

Investment in securities market are subject to market risks, read all the related documents carefully before investing.

# Nifty 50 Seasonality (10 Years)

1-Apr-26



Investment in securities market are subject to market risks, read all the related documents carefully before investing.

# Technical – Conviction Delivery Idea

## NATIONALALUM

(Mcap ₹ 70,912 Cr.)

F&O Stock, MTF stock

- Bounce up from its 50 DEMA support zones.
- High Lows formation on daily scale.
- High traded volumes on up moves.
- RSI momentum indicator giving bullish crossover.
- We recommend to buy the stock at CMP ₹386 with a SL of ₹370 and a TGT of ₹416.

RECOs	CMP	SL	TARGET	DURATION
<b>BUY</b>	386	370	416	1 Week



# Technical Stocks On Radar

## DMART

(CMP: 3956, Mcap ₹ 2,57,482 Cr.)

F&O Stock, MTF stock

- Breakout above 200 DEMA level of 4000.
- Surge in traded volumes visible.
- RSI indicator confirming positive momentum.
- Immediate support at 3820.



## GESHIP

(CMP: 1414, Mcap ₹ 20,197 Cr.)

MTF stock

- Bullish “Pennant” Pattern on the daily chart.
- Respecting 20 DEMA support.
- RSI verge of bullish crossover.
- Immediate support at 1330.



1-Apr-26

# Technical Chart Pattern for the Day

**UNITDSPR 28<sup>th</sup> April FUT** (Mcap ₹ 88,650 Cr.) (CMP : 1222) F&O Stock

1-Apr-26

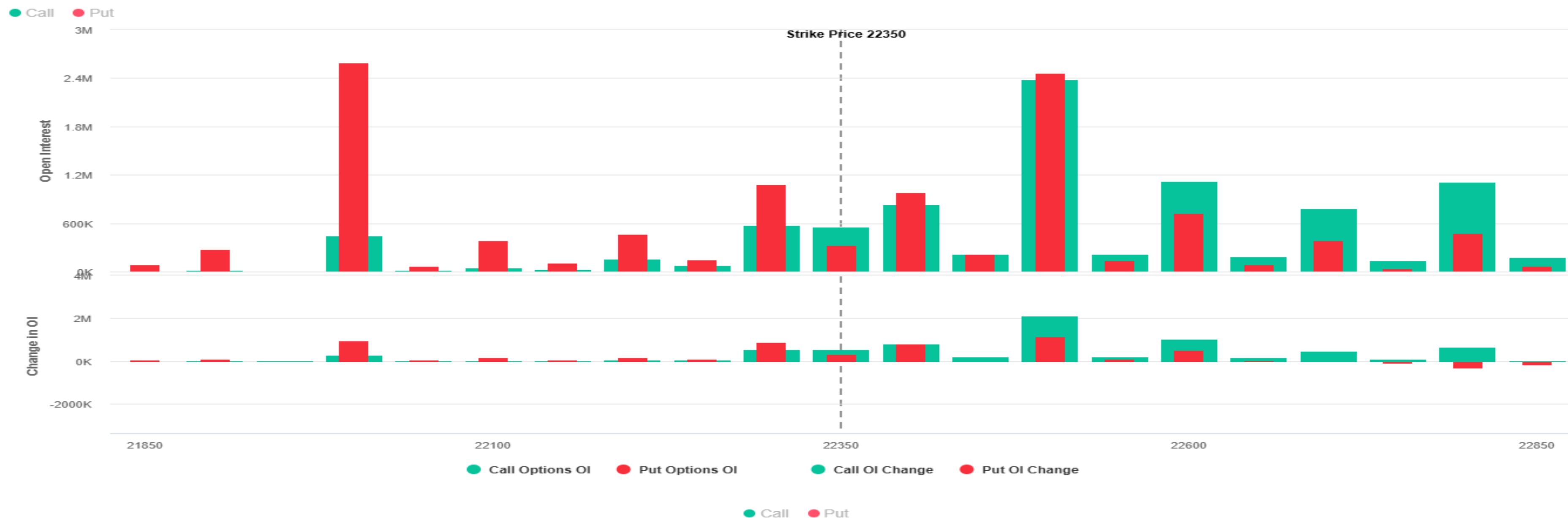


- Bearish “Descending Triangle” breakdown on daily chart.

# Derivative Outlook

# Nifty : Option Data

- Maximum Call OI is at 23000 then 22500 strike while Maximum Put OI is at 21500 then 22000 strike.
- Call writing is seen at 22500 then 23500 strike while Put writing is seen at 21500 then 22500 strike.
- Option data suggests a broader trading range in between 21800 to 22800 zones while an immediate range between 22000 to 22600 levels.



# Option - Buying side strategy

Index	Single Leg Buying	Multi Leg Strategy
<b>Nifty</b> (Weekly)	21700 PE till it holds below 22500	Bear put spread (Buy 21700 PE and Sell 21650 PE) at net premium cost of 15-20 points
<b>Sensex</b> (Weekly)	70400 PE till it holds below 72500	Bear put spread (Buy 70400 PE and Sell 70200 PE) at net premium cost of 30-40 points
<b>Bank Nifty</b> (Monthly)	47000 PE till it holds below 50500	Bear put spread (Buy 50000 PE and Sell 49500 PE) at net premium cost of 180-200 points

# Option - Selling side strategy

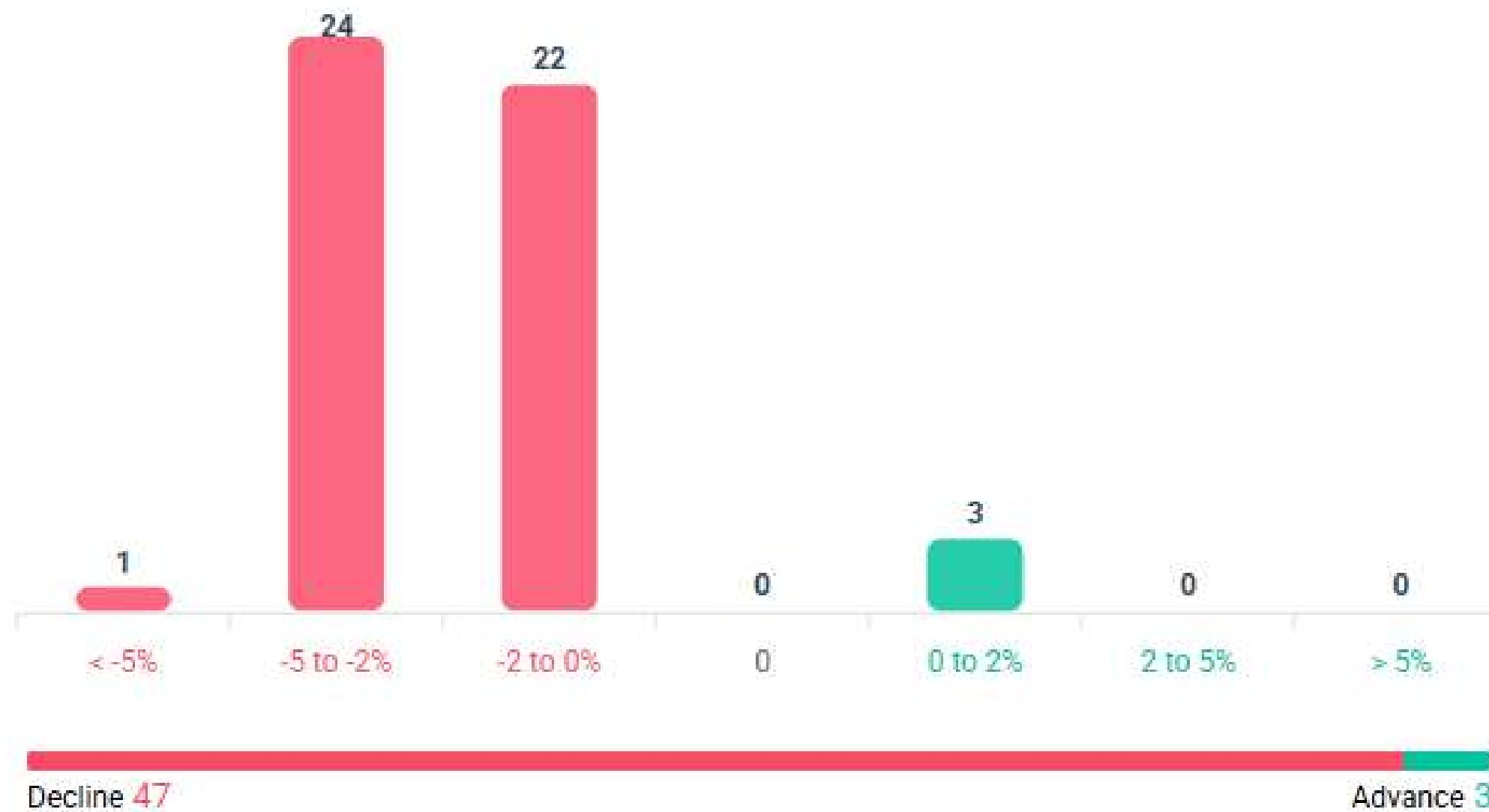
<b>Index</b>	<b>Writing</b>
<b>Nifty</b> (Weekly)	24200 CE and 20200 PE
<b>Sensex</b> (Weekly)	76400 CE and 68300 PE
<b>Bank Nifty</b> (Monthly)	57000 CE and 44000 PE

# Nifty Advance Decline & Ban update

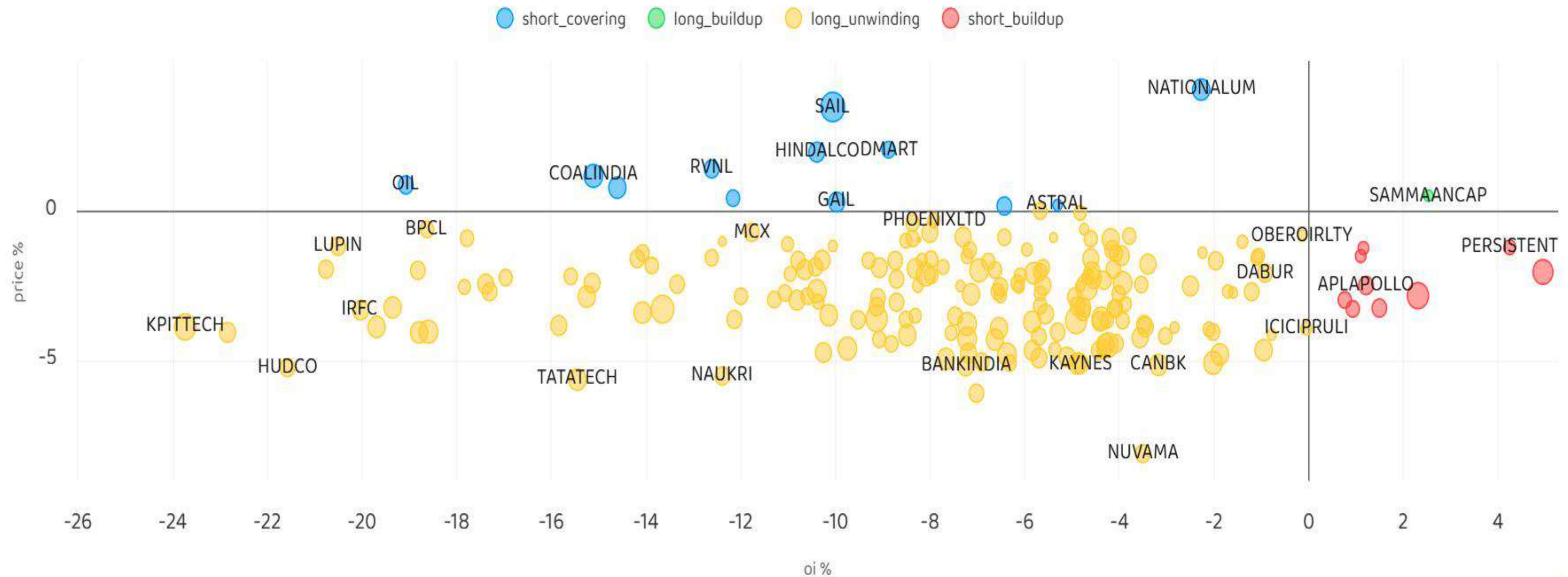
Stocks in Ban:

NIL

All FNO   **Nifty 50**   Bank Nifty   Fin Nifty



# Stocks : Derivatives Outlook



# Stocks : Options on radar

Stock	Call Strike	Trade	Buying Range	SL	TGT	Logic
DMART	4000 CE	Buy	125-130	115	160	Short Covering
WAAREENER	3150 CE	Buy	170-175	160	195	Short Covering
HINDALCO	890 CE	Buy	37-40	35	50	Short Covering

Stock	Put Strike	Trade	Buying Range	SL	TGT	Logic
MAZDOCK	2060 PE	Buy	110-115	100	145	Long Liquidation
TRENT	3250 PE	Buy	135-140	115	190	Long Liquidation

# Quant Outlook

# Quant Intraday Sell Ideas

## What is this?

Based on technical indicators this strategy gives 2 stocks that have a high likelihood to fall during the day (from open to close). This is an intraday Sell strategy which can provide a good cushioning during a black swan event.

## Today's **Sell** Ideas:

Stock Names	Close Price	SL (1%)	TP (1%)
LICI <b>(Sell)</b>	726.3	733.56	719.04
YESBANK <b>(Sell)</b>	17.28	17.45	17.11

## What are the rules?

- Stock names will be given at market open (9:15 am)
- Recommended time to entry: between 9:15 to 9:30 am.
- Entry: We short 2 stocks daily (intraday)
- Exit: we will exit at 3:15 as this is an intraday call
- SL: is placed at 1% of the open.
- Book profit: At 1% fall since open.
- In special situations the book profit might be delayed if the stock is in free fall.

**Siddhartha Khemka**  
Head – Retail Research

**Chandan Taparua, CMT, CFTe**  
Head – Derivatives & Technical Research

**Ruchit Jain**  
Head – Technical Research

**Disclosures:**

The following Disclosures are being made in compliance with the SEBI Research Analyst Regulations 2014 (herein after referred to as the Regulations).

Motilal Oswal Financial Services Ltd. (MOFSL) is a SEBI Registered Research Analyst having registration no. INH000000412 and BSE enlistment no. 5028. MOFSL, the Research Entity (RE) as defined in the Regulations, is engaged in the business of providing Stock broking services, Depository participant services & distribution of various financial products. MOFSL is a listed public company, the details in respect of which are available on [www.motilaloswal.com](http://www.motilaloswal.com). MOFSL is registered with the Securities & Exchange Board of India (SEBI) and is a registered Trading Member with National Stock Exchange of India Ltd. (NSE) and Bombay Stock Exchange Limited (BSE), Multi Commodity Exchange of India Limited (MCX) and National Commodity & Derivatives Exchange Limited (NCDEX) for its stock broking activities & is Depository participant with Central Depository Services Limited (CDSL) National Securities Depository Limited (NSDL), NERL, COMRIS and CCRL and is member of Association of Mutual Funds of India (AMFI) for distribution of financial products and Insurance Regulatory & Development Authority of India (IRDA) as Corporate Agent for insurance products and is a member of Association of Portfolio Managers in India (APMI) for distribution of PMS products. Details of associate entities of Motilal Oswal Financial Services Ltd. are available on the website at <http://onlinereports.motilaloswal.com/Dormant/documents/Associate%20Details.pdf>

Details of pending Enquiry Proceedings of Motilal Oswal Financial Services Limited are available on the website at <https://galaxy.motilaloswal.com/ResearchAnalyst/PublishViewLitigation.aspx>. As per Regulatory requirements, Research Audit Report is uploaded on [www.motilaloswal.com](http://www.motilaloswal.com) > MOFSL-Important Links > MOFSL Research Analyst Compliance Audit Report.

MOFSL, its associates, Research Analyst or their relatives may have any financial interest in the subject company. MOFSL and/or its associates and/or Research Analyst or their relatives may have actual beneficial ownership of 1% or more securities in the subject company at the end of the month immediately preceding the date of publication of the Research Report or date of the public appearance. MOFSL and its associate company(ies), their directors and Research Analyst and their relatives may have any other potential conflict of interests at the time of publication of the research report or at the time of public appearance, however the same shall have no bearing whatsoever on the specific recommendations made by the analyst(s), as the recommendations made by the analyst(s) are completely independent of the views of the associates of MOFSL even though there might exist an inherent conflict of interest in some of the stocks mentioned in the research report..

In the past 12 months, MOFSL or any of its associates may have:

- a) received any compensation/other benefits from the subject company of this report
- b) managed or co-managed public offering of securities from subject company of this research report,
- c) received compensation for investment banking or merchant banking or brokerage services from subject company of this research report,
- d) received compensation for products or services other than investment banking or merchant banking or brokerage services from the subject company of this research report.

- MOFSL and its associates have not received any compensation or other benefits from the subject company or third party in connection with the research report.
- Subject Company may have been a client of MOFSL or its associates during twelve months preceding the date of distribution of the research report.
- Research Analyst may have served as director/officer/employee in the subject company.
- MOFSL and research analyst may engage in market making activity for the subject company.

MOFSL and its associate company(ies), and Research Analyst and their relatives from time to time may have:

a) a long or short position in, act as principal in, and buy or sell the securities or derivatives thereof of companies mentioned herein.

(b) be engaged in any other transaction involving such securities and earn brokerage or other compensation or act as a marketmaker in the financial instruments of the company(ies) discussed herein or act as an advisor or lender/borrower to such company(ies) or may have any other potential conflict of interests with respect to any recommendation and other related information and opinions.; however the same shall have no bearing whatsoever on the specific recommendations made by the analyst(s), as the recommendations made by the analyst(s) are completely independent of the views of the associates of MOFSL even though there might exist an inherent conflict of interest in some of the stocks mentioned in the research report.

Above disclosures include beneficial holdings lying in demat account of MOFSL which are opened for proprietary investments only. While calculating beneficial holdings, It does not consider demat accounts which are opened in name of MOFSL for other purposes (i.e holding client securities, collaterals, error trades etc.). MOFSL also earns DP income from clients which are not considered in above disclosures.

To enhance transparency, MOFSL has incorporated a Disclosure of Interest Statement in this document. This should, however, not be treated as endorsement of the views expressed in the report. MOFSL and / or its affiliates do and seek to do business including investment banking with companies covered in its research reports. As a result, the recipients of this report should be aware that MOFSL may have a potential conflict of interest that may affect the objectivity of this report.

**Terms & Conditions:**

This report has been prepared by MOFSL and is meant for sole use by the recipient and not for circulation. The report and information contained herein is strictly confidential and may not be altered in any way, transmitted to, copied or distributed, in part or in whole, to any other person or to the media or reproduced in any form, without prior written consent of MOFSL. The report is based on the facts, figures and information that are considered true, correct, reliable and accurate. The intent of this report is not recommendatory in nature. The information is obtained from publicly available media or other sources believed to be reliable. Such information has not been independently verified and no guaranty, representation of warranty, express or implied, is made as to its accuracy, completeness or correctness. All such information and opinions are subject to change without notice. The report is prepared solely for informational purpose and does not constitute an offer document or solicitation of offer to buy or sell or subscribe for securities or other financial instruments for the clients. Though disseminated to all the customers simultaneously, not all customers may receive this report at the same time. MOFSL will not treat recipients as customers by virtue of their receiving this report.

**Analyst Certification**

The views expressed in this research report accurately reflect the personal views of the analyst(s) about the subject securities or issues, and no part of the compensation of the research analyst(s) was, is, or will be directly or indirectly related to the specific recommendations and views expressed by research analyst(s) in this report.

**Disclosure of Interest Statement**

Analyst ownership of the stock No

A graph of daily closing prices of securities is available at [www.nseindia.com](http://www.nseindia.com), [www.bseindia.com](http://www.bseindia.com). Research Analyst views on Subject Company may vary based on Fundamental research and Technical Research. Proprietary trading desk of MOFSL or its associates maintains arm's length distance with Research Team as all the activities are segregated from MOFSL research activity and therefore it can have an independent view with regards to subject company for which Research Team have expressed their views.

#### Regional Disclosures (outside India)

This report is not directed or intended for distribution to or use by any person or entity resident in a state, country or any jurisdiction, where such distribution, publication, availability or use would be contrary to law, regulation or which would subject MOFSL & its group companies to registration or licensing requirements within such jurisdictions.

#### For Hong Kong:

This report is distributed in Hong Kong by Motilal Oswal capital Markets (Hong Kong) Private Limited, a licensed corporation (CE AYY-301) licensed and regulated by the Hong Kong Securities and Futures Commission (SFC) pursuant to the Securities and Futures Ordinance (Chapter 571 of the Laws of Hong Kong) "SFO". As per SEBI (Research Analyst Regulations) 2014 Motilal Oswal Financial Services Limited (SEBI Reg No. INH000000412) has an agreement with Motilal Oswal capital Markets (Hong Kong) Private Limited for distribution of research report in Hong Kong. This report is intended for distribution only to "Professional Investors" as defined in Part I of Schedule 1 to SFO. Any investment or investment activity to which this document relates is only available to professional investor and will be engaged only with professional investors." Nothing here is an offer or solicitation of these securities, products and services in any jurisdiction where their offer or sale is not qualified or exempt from registration. The Indian Analyst(s) who compile this report is/are not located in Hong Kong & are not conducting Research Analysis in Hong Kong.

#### For U.S.

MOTILAL Oswal Financial Services Limited (MOFSL) is not a registered broker - dealer under the U.S. Securities Exchange Act of 1934, as amended (the "1934 act") and under applicable state laws in the United States. In addition MOFSL is not a registered investment adviser under the U.S. Investment Advisers Act of 1940, as amended (the "Advisers Act" and together with the 1934 Act, the "Acts"), and under applicable state laws in the United States. Accordingly, in the absence of specific exemption under the Acts, any brokerage and investment services provided by MOFSL, including the products and services described herein are not available to or intended for U.S. persons. This report is intended for distribution only to "Major Institutional Investors" as defined by Rule 15a-6(b)(4) of the Exchange Act and interpretations thereof by SEC (henceforth referred to as "major institutional investors"). This document must not be acted on or relied on by persons who are not major institutional investors. Any investment or investment activity to which this document relates is only available to major institutional investors and will be engaged in only with major institutional investors. In reliance on the exemption from registration provided by Rule 15a-6 of the U.S. Securities Exchange Act of 1934, as amended (the "Exchange Act") and interpretations thereof by the U.S. Securities and Exchange Commission ("SEC") in order to conduct business with Institutional Investors based in the U.S., MOFSL has entered into a chaperoning agreement with a U.S. registered broker-dealer, Motilal Oswal Securities International Private Limited. ("MOSIPL"). Any business interaction pursuant to this report will have to be executed within the provisions of this chaperoning agreement.

The Research Analysts contributing to the report may not be registered /qualified as research analyst with FINRA. Such research analyst may not be associated persons of the U.S. registered broker-dealer, MOSIPL, and therefore, may not be subject to NASD rule 2711 and NYSE Rule 472 restrictions on communication with a subject company, public appearances and trading securities held by a research analyst account.

#### For Singapore

In Singapore, this report is being distributed by Motilal Oswal Capital Markets (Singapore) Pte. Ltd. ("MOCMSPL") (UEN 201129401Z), which is a holder of a capital markets services license and an exempt financial adviser in Singapore. This report is distributed solely to persons who (a) qualify as "institutional investors" as defined in section 4A(1)(c) of the Securities and Futures Act of Singapore ("SFA") or (b) are considered "accredited investors" as defined in section 2(1) of the Financial Advisers Regulations of Singapore read with section 4A(1)(a) of the SFA. Accordingly, if a recipient is neither an "institutional investor" nor an "accredited investor", they must immediately discontinue any use of this Report and inform MOCMSPL.

In respect of any matter arising from or in connection with the research you could contact the following representatives of MOCMSPL. In case of grievances for any of the services rendered by MOCMSPL write to grievances@motilaloswal.com.

Nainesh Rajani

Email: nainesh.rajani@motilaloswal.com

Contact: (+65) 8328 0276

#### Disclaimer:

This report is intended for distribution to Retail Investors.

The report and information contained herein is strictly confidential and meant solely for the selected recipient and may not be altered in any way, transmitted to, copied or distributed, in part or in whole, to any other person or to the media or reproduced in any form, without prior written consent. This report and information herein is solely for informational purpose and may not be used or considered as an offer document or solicitation of offer to buy or sell or subscribe for securities or other financial instruments. Nothing in this report constitutes investment, legal, accounting and tax advice or a representation that any investment or strategy is suitable or appropriate to your specific circumstances. The securities discussed and opinions expressed in this report may not be suitable for all investors, who must make their own investment decisions, based on their own investment objectives, financial positions and needs of specific recipient. This may not be taken in substitution for the exercise of independent judgment by any recipient. Each recipient of this document should make such investigations as it deems necessary to arrive at an independent evaluation of an investment in the securities of companies referred to in this document (including the merits and risks involved), and should consult its own advisors to determine the merits and risks of such an investment. The investment discussed or views expressed may not be suitable for all investors. Certain transactions-including those involving futures, options, another derivative products as well as non-investment grade securities - involve substantial risk and are not suitable for all investors. No representation or warranty, express or implied, is made as to the accuracy, completeness or fairness of the information and opinions contained in this document. The Disclosures of Interest Statement incorporated in this document is provided solely to enhance the transparency and should not be treated as endorsement of the views expressed in the report. This information is subject to change without any prior notice. The Company reserves the right to make modifications and alternations to this statement as may be required from time to time without any prior approval. MOFSL, its associates, their directors and the employees may from time to time, effect or have effected an own account transaction in, or deal as principal or agent in or for the securities mentioned in this document. They may perform or seek to perform investment banking or other services for, or solicit investment banking or other business from, any company referred to in this report. Each of these entities functions as a separate, distinct and independent of each other. The recipient should take this into account before interpreting the document. This report has been prepared on the basis of information that is already available in publicly accessible media or developed through analysis of MOFSL. The views expressed are those of the analyst, and the Company may or may not subscribe to all the views expressed therein. This document is being supplied to you solely for your information and may not be reproduced, redistributed or passed on, directly or indirectly, to any other person or published, copied, in whole or in part, for any purpose. This report is not directed or intended for distribution to, or use by, any person or entity who is a citizen or resident of or located in any locality, state, country or other jurisdiction, where such distribution, publication, availability or use would be contrary to law, regulation or which would subject MOFSL to any registration or licensing requirement within such jurisdiction. The securities described herein may or may not be eligible for sale in all jurisdictions or to certain category of investors. Persons in whose possession this document may come are required to inform themselves of and to observe such restriction. Neither the Firm, not its directors, employees, agents or representatives shall be liable for any damages whether direct or indirect, incidental, special or consequential including lost revenue or lost profits that may arise from or in connection with the use of the information. The person accessing this information specifically agrees to exempt MOFSL or any of its affiliates or employees from, any and all responsibility/liability arising from such misuse and agrees not to hold MOFSL or any of its affiliates or employees responsible for any such misuse and further agrees to hold MOFSL or any of its affiliates or employees free and harmless from all losses, costs, damages, expenses that may be suffered by the person accessing this information due to any errors and delays.

This report is meant for the clients of Motilal Oswal only.

Investment in securities market are subject to market risks. Read all the related documents carefully before investing.

Registration granted by SEBI, enlistment as RA with Exchange and certification from NISM in no way guarantee performance of the intermediary or provide any assurance of returns to investors

Registered Office Address: Motilal Oswal Tower, Rahimtullah Sayani Road, Opposite Parel ST Depot, Prabhadevi, Mumbai-400025; Tel No.: 022 - 71934200 / 71934263; www.motilaloswal.com. Correspondence Address: Palm Spring Centre, 2nd Floor, Palm Court Complex, New Link Road, Malad (West), Mumbai- 400 064. Tel No: 022 71881000. Details of Compliance Officer: Neeraj Agarwal, Email Id: na@motilaloswal.com, Contact No.:022-40548085.

#### Grievance Redressal Cell:

Contact Person	Contact No.	Email ID
Ms. Hemangi Date	022 40548000 / 022 67490600	query@motilaloswal.com
Ms. Kumud Upadhyay	022 40548082	servicehead@motilaloswal.com
Mr. Ajay Menon	022 40548083	am@motilaloswal.com
Mr. Neeraj Agarwal	022 40548085	na@motilaloswal.com
Mr. Siddhartha Khemka	022 50362452	po.research@motilaloswal.com

Registration details: Motilal Oswal Financial Services Ltd. (MOFSL): INZ000158836 (BSE/NSE/MCX/NCDEX); CDSL and NSDL: IN-DP-16-2015; Research Analyst: INH000000412, BSE enlistment no. 5028, AMFI registered Mutual Fund Distributor and SIF Distributor: ARN.: 146822. IRDA Corporate Agent – CA0579, APMI: APRN00233. Motilal Oswal Financial Services Ltd. is a distributor of Mutual Funds, PMS, Fixed Deposit, Insurance, Bond, NCDs and IPO products.

Customer having any query/feedback/clarification may write to query@motilaloswal.com. In case of grievances for any of the services rendered by Motilal Oswal Financial Services Limited (MOFSL) write to grievances@motilaloswal.com, for DP to dp grievances@motilaloswal.com.

Investment in securities market are subject to market risks, read all the related documents carefully before investing.