

BSE SENSEX
77,664

S&P CNX
24,173

CMP: INR449

TP: INR570 (+27%)

Buy

DELHIVERY

Stock Info

	DELHIVER IN
Bloomberg	DELHIVER IN
Equity Shares (m)	748
M.Cap.(INRb)/(USD\$b)	336.5 / 3.6
52-Week Range (INR)	490 / 292
1, 6, 12 Rel. Per (%)	2/2/49
12M Avg Val (INR M)	1340
Free float (%)	100.0

Financials Snapshot (INR b)

Y/E MARCH	2026E	2027E	2028E
Sales	103.9	117.0	132.3
EBITDA	6.4	9.7	11.2
Adj. PAT	1.9	4.8	5.9
EBITDA (%)	6.2	8.3	8.5
Adj. EPS (INR)	2.5	6.4	8.0
BV/Sh. (INR)	10.5	158.3	24.2

Ratios

Net D:E	-0.4	-0.5	-0.5
RoE (%)	1.9	4.9	5.7
RoCE (%)	3.5	5.8	6.5
Payout (%)	0.0	0.0	0.0

Valuations

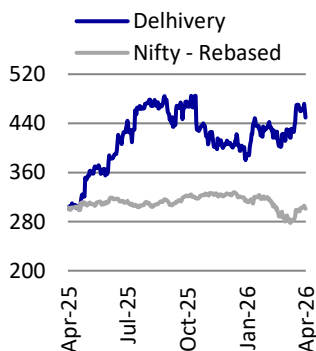
P/E (x)	180.9	70.0	56.4
P/BV (x)	3.5	3.3	3.1
EV/EBITDA(x)	51.8	33.4	28.0
Div. Yield (%)	0.0	0.0	0.0

Shareholding pattern (%)

As of	Mar-26	Dec-25	Mar-25
Promoter	0.0	0.0	0.0
DII	36.3	35.0	30.0
FII	48.2	48.6	52.0
Others	15.5	16.4	18.0

FII includes depository receipts

Stock Performance (1-year)



Consolidation-driven growth to fuel earnings; outsourcing to 3PL players set to increase

- Delhivery's express segment recorded a strong 43% YoY volume growth in 3QFY26, driven by festive demand and GST-led consumption; notably, average shipment weight declined ~26% YoY, reflecting a sharp surge in small parcels. The surge was also propelled by increased outsourcing from e-commerce majors. Overall, in the Express logistics segment, the company expects industry consolidation to continue, with cash-burning players likely to exit or rationalize operations, leading to volume redistribution toward stronger, well-capitalized operators.
- Meesho, through its in-house logistics arm Valmo, has aggressively scaled insourcing, from a negligible ~2% in FY23 to ~60% by 1HFY26. This sharp shift materially impacted third-party logistics (3PL) players. Going forward, we expect Meesho's insourcing to stabilize at ~65-70%, as the company strikes an optimal balance between in-house capabilities and outsourced logistics. Importantly, 3PL partners will continue to play a critical role in enabling pan-India reach, managing infrastructure intensity, and handling peak demand variability, making them structurally indispensable despite increased insourcing by large platforms. We expect volume momentum to remain healthy in 4QFY26, supported by increased outsourcing to 3PL and underlying strength in e-commerce-induced demand.
- The PTL market is also undergoing structural redesign, as customers increasingly shift toward faster, more reliable express PTL offerings from organized players, moving away from traditional economy models characterized by longer transit times and limited service assurance. We expect the company to continue gaining market share and growth well above the industry growth over the next few years, driven by the scale of operations, cost efficiency, and a pan-India presence.
- Looking ahead, we estimate the Express segment revenue to clock a 16% CAGR over FY25–28, aided by healthy e-commerce volumes and industry consolidation, whereas margin expansion is likely to be driven by operating leverage and favorable product mix. The PTL segment offers significant headroom, with organized players handling less than 25% of industry volumes; we project a 17% revenue CAGR over FY25–28, led by SME and retail expansion, yield improvement, and increasing adoption of value-added services. Overall, we expect the company to report a sales/EBITDA/APAT CAGR of 14%/44%/ 52% over FY25-28. We reiterate our BUY rating with a DCF-based TP of INR570.

Strategic inorganic expansion to strengthen market leadership and fuel network advantage

- The INR14b acquisition of Ecom Express (completed in Jul'25) consolidates Delhivery's leadership in express parcel logistics and adds a complementary rural network, boosting its reach and customer base. This integration is likely to drive network density gains, footprint rationalization, and cost synergies.

Alok Deora – Research analyst (Alok.Deora@motilaloswal.com)

Shivam Agarwal – Research analyst (Shivam.Agarwal@motilaloswal.com)

Investors are advised to refer through important disclosures made at the last page of the Research Report.

Motilal Oswal research is available on www.motilaloswal.com/Institutional-Equities, Bloomberg, Thomson Reuters, Factset and S&P Capital.

- With rural and Tier 2-4 cities forming a major share of e-commerce volumes, the acquisition deepens Delhivery's competitive moat against peers. The combined entity is well-positioned to gain market share as 3PL players benefit from rising cost pressures on captive logistics arms and industry-wide pricing normalization.
- The company remains open to pursuing inorganic growth opportunities, subject to reasonable valuations, as it believes it has the capability to absorb incremental revenues efficiently and scale them at relatively higher margins.

Strong momentum in Express and PTL underpins earnings visibility

- The express segment continues to witness robust growth, supported by ongoing industry consolidation and rising shipment volumes. Service EBITDA margins are improving, aided by operating leverage and a favorable low-weight product mix. We project a 16% revenue CAGR in the express segment over FY25–28, underpinned by strong e-commerce volume growth during the same period.
- The PTL segment remains a fragmented market, with organized players handling less than 25% of the volume. Following the Spoton integration, Delhivery has demonstrated consistent outperformance through wide geographical coverage, faster turnaround times, and tech-driven process optimization. We project a 17% CAGR in PTL revenue over FY25–28, underpinned by SME and retail segment expansion, yield improvement, and the adoption of value-added services.
- The Supply Chain Services (SCS) segment is scaling profitably by exiting unprofitable contracts while benefiting from the increasing formalization of warehousing, GST-led network redesign, and demand for integrated multi-location solutions like the 'Prime' service.

Margin expansion inevitable in the core business

- We expect Delhivery's EBITDA margin to expand to 8.5% in FY28 from 4.2% in FY25, supported by operating leverage, improved asset utilization, and technology integration across the value chain. Management expects PTL's service EBITDA margin to reach 16–18% in the next 2-3 years (from ~11% in 3QFY26), while the express parcel service's EBITDA margin is likely to be sustained at ~18% (vs. ~18% in 3QFY26) and above due to network optimization.
- Capital intensity has been moderating as the major network buildout nears completion. Steady-state capex is expected to decline to ~4–5% of revenue by FY28. A strong balance sheet with negligible debt offers significant headroom for strategic capex and acquisitions.

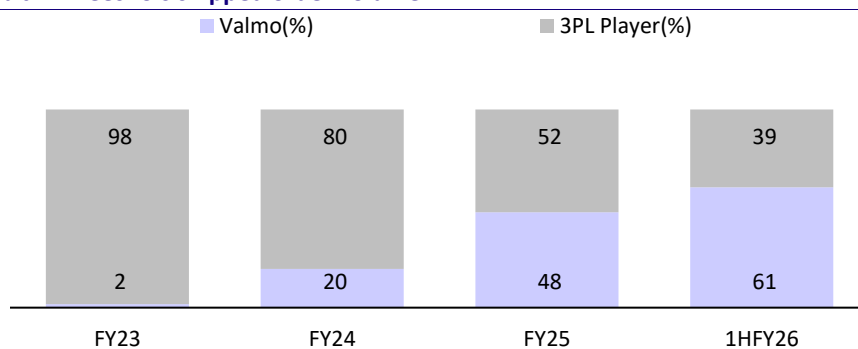
Valuation and view

- Delhivery remains well-positioned for future growth, driven by strong momentum in its core transportation businesses and a disciplined focus on profitability. With steady volume growth and healthy service EBITDA margins in both the Express Parcel and PTL segments, the company is well-placed to sustain margin strength going ahead.
- The integration of Ecom Express is set to enhance network efficiency and reduce capital intensity, while new services such as Delhivery Direct and Rapid offer long-term growth potential in on-demand and time-sensitive logistics.
- **We expect the company to report a sales/EBITDA/APAT CAGR of 14%/44%/52% over FY25-28. We reiterate our BUY rating with a DCF-based TP of INR570.**

Volume contribution from Meesho to improve

- Meesho remains one of the largest demand generators for 3PL players. Meesho, through its in-house logistics arm Valmo, has aggressively scaled insourcing, from a negligible ~2% in FY23 to ~61% by 1HFY26. This sharp shift materially impacted players such as Ecom Express, which had high dependence on Meesho-led volumes, ultimately leading to a steep decline in shipments. Delhivery’s express parcel volumes clocked ~9% CAGR over FY22–25. With the acquisition of Ecom Express, growth accelerated to 30% YoY in 9MFY26. The growth was also supported by a strong festive season and a consumption uptick following GST rate cuts. Additionally, Delhivery benefited from improved outsourcing from Meesho.
- Going forward, we expect Meesho’s insourcing to stabilize at ~65-70%, as the company strikes an optimal balance between in-house capabilities and outsourced logistics. Importantly, 3PL partners will continue to play a critical role in enabling pan-India reach, managing infrastructure intensity, and handling peak demand variability, making them structurally indispensable despite increased insourcing by large platforms. We expect volume momentum to remain healthy in 4QFY26, supported by increased outsourcing to 3PL and underlying strength in e-commerce-fueled demand.


Exhibit 1: Meesho’s shipped order volume mix



Source: Meesho RHP, MOFSL

- Shipped order volumes of Meesho have recorded a robust ~35% CAGR over FY23–25. With a higher scale of operations and an expected ~30–35% outsourcing mix over the medium term, this is likely to drive sustained volume growth for 3PL players. Further, according to Redseer, India’s e-commerce shipments are projected to clock ~23–27% CAGR to ~15–16b shipments over FY25–30, providing a strong structural tailwind for the logistics ecosystem.

Exhibit 2: Meesho’s shipped order (in m)



Source: Meesho RHP, MOFSL

Story in charts

Exhibit 3: Expect a revenue CAGR of 14% over FY25-28

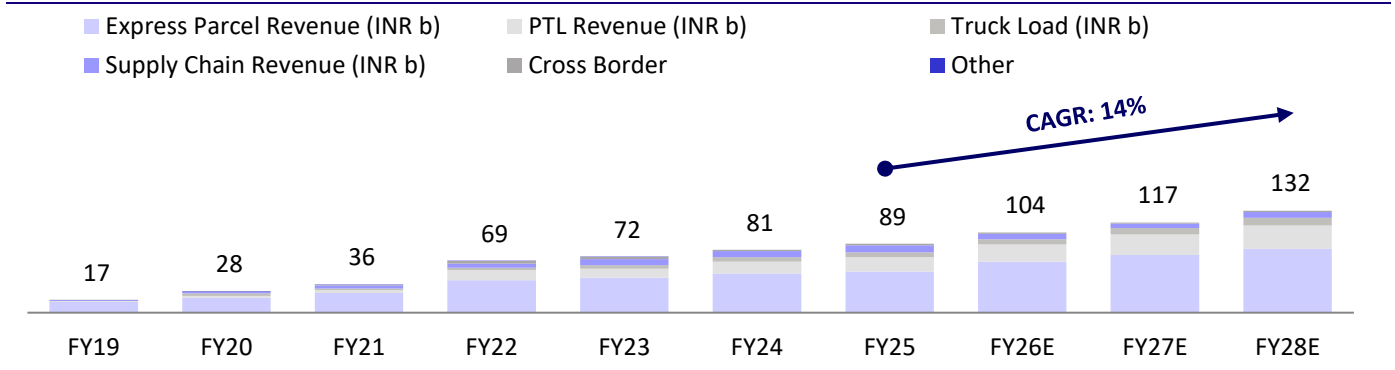


Exhibit 4: Express volume growth to drive revenue

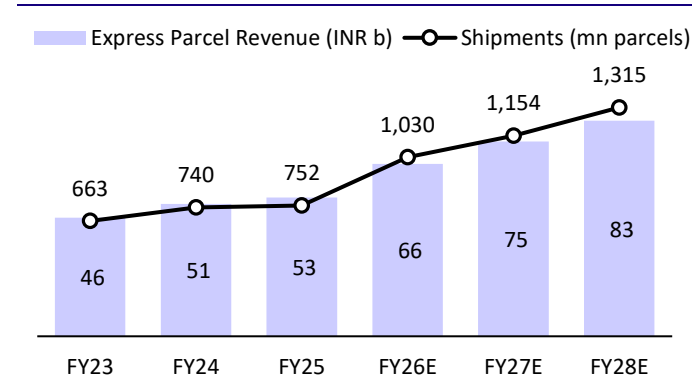


Exhibit 5: PTL revenue to grow with higher volumes

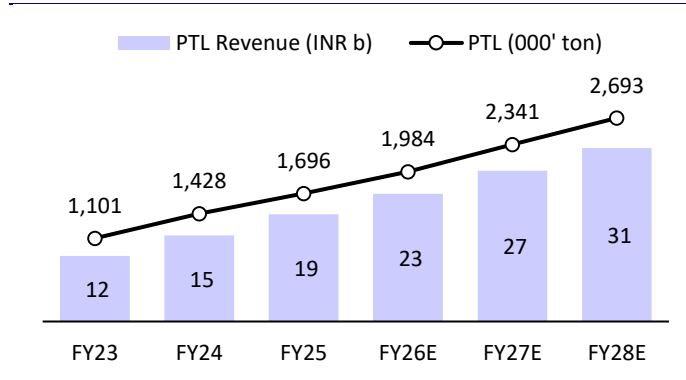


Exhibit 6: Strong volume growth to propel EBITDA

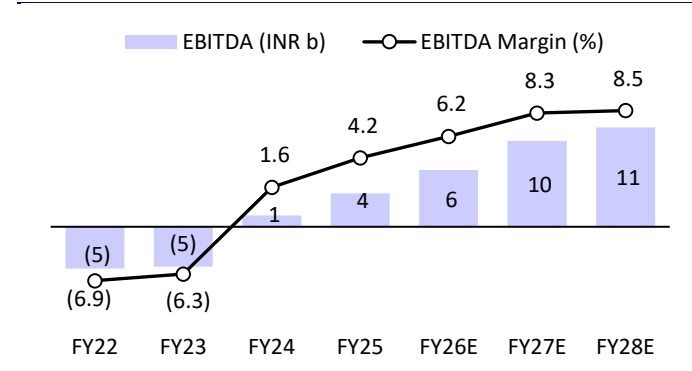


Exhibit 7: Strong operating performance to fuel PAT

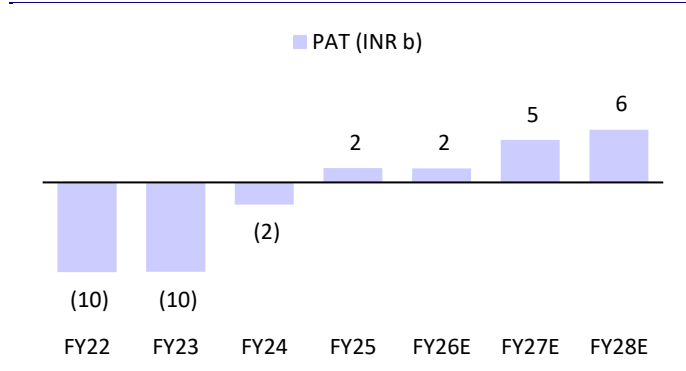


Exhibit 8: CFO and FCF generation to pick up

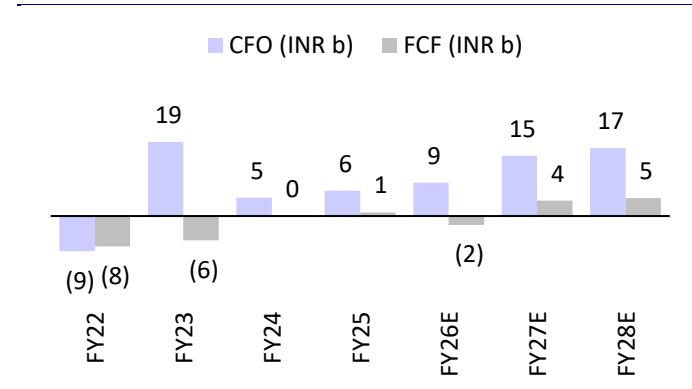
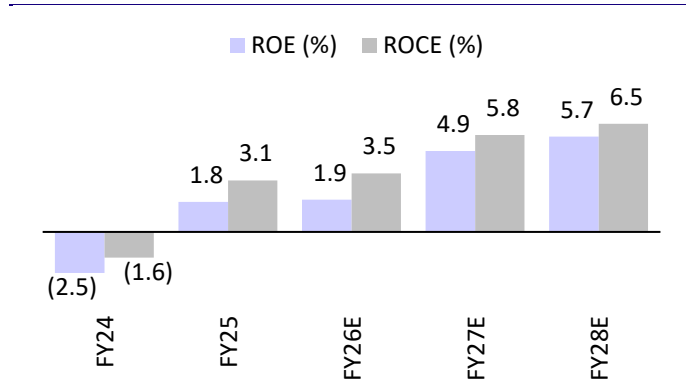


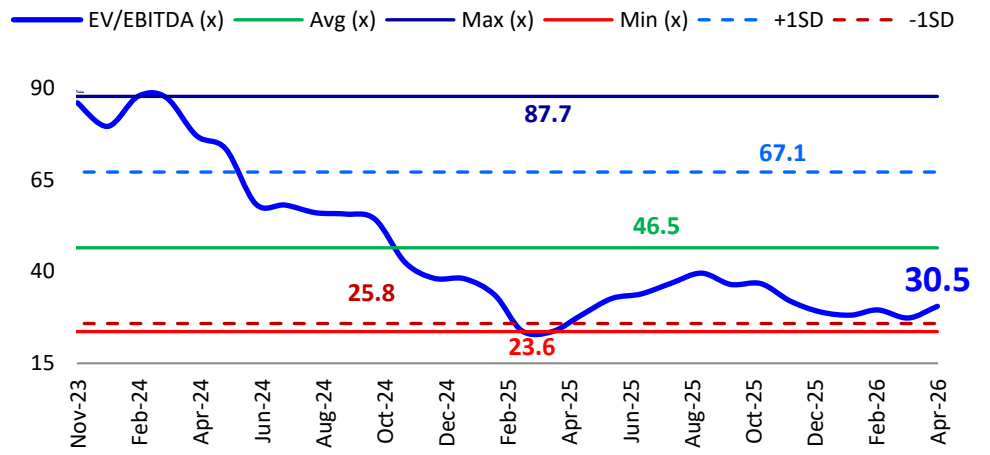
Exhibit 9: Return ratios to improve gradually



Source: Company, MOFSL

Source: Company, MOFSL

Exhibit 10: EV/EBITDA trend



Source: MOFSL

Financials and valuation

Consolidated Income Statement

Y/E March (INR m)	FY22	FY23	FY24	FY25	FY26E	FY27E	FY28E
Net Sales	68,823	72,253	81,415	89,319	1,03,882	1,17,025	1,32,327
Change (%)	88.7	5.0	12.7	9.7	16.3	12.7	13.1
Gross Margin (%)	25.1	21.5	26.7	26.8	30.0	30.0	30.0
EBITDA	-4,720	-4,516	1,266	3,758	6,400	9,678	11,218
Margin (%)	-6.9	-6.3	1.6	4.2	6.2	8.3	8.5
Depreciation	6,107	8,311	7,216	5,349	6,988	7,617	8,333
EBIT	-10,828	-12,828	-5,949	-1,591	-589	2,061	2,884
Int. and Finance Charges	995	888	885	1,258	1,487	1,287	1,087
Other Income	1,561	3,049	4,527	4,401	3,948	5,617	6,140
PBT	-10,261	-10,666	-2,308	1,552	1,872	6,391	7,937
Exp Items	0	0	-224	-51	-274	0	0
PBT after Exp Item	-10,261	-10,666	-2,532	1,501	1,599	6,391	7,937
Tax	-183	-453	47	-50	0	1,611	2,000
Effective Tax Rate (%)	1.8	4.2	-1.9	-3.3	0.0	25.2	25.2
Reported PAT	32	-136	-87	-70	22	0	0
Adjusted PAT	-10,110	-10,078	-2,492	1,621	1,577	4,781	5,937
Margin (%)	-10,110	-10,078	-2,264	1,674	1,851	4,781	5,937

Source: MOFSL, Company

Consolidated Balance Sheet

Y/E March (INR m)	FY22	FY23	FY24	FY25	FY26E	FY27E	FY28E
Equity Share Capital	642	729	737	746	746	746	746
Total Reserves	58,932	91,043	90,710	93,576	95,153	99,933	1,05,871
Net Worth	59,574	91,771	91,446	94,321	95,898	1,00,679	1,06,616
Deferred Tax Liabilities	3,531	1,989	1,256	397	347	297	247
Total Loans	-922	-2,073	-2,456	-2,806	-2,806	-2,806	-2,806
Capital Employed	62,183	91,687	90,247	91,912	93,439	98,170	1,04,057
Gross Block	27,543	33,747	45,547	56,533	61,412	67,143	73,506
Less: Accum. Deprn.	10,817	19,129	26,344	31,693	38,681	46,298	54,632
Net Fixed Assets	16,726	14,618	19,203	24,840	22,731	20,845	18,874
Goodwill	13,799	15,347	14,334	14,030	14,030	14,030	14,030
Capital WIP	599	215	286	329	2,044	2,164	2,418
Total Investments	20,907	20,942	27,762	35,782	35,782	35,782	35,782
Curr. Assets, Loans, and Adv.	28,926	58,384	50,356	42,767	49,338	59,691	71,786
Inventory	253	194	164	165	200	225	255
Account Receivables	9,903	15,238	14,297	14,121	16,423	18,501	20,920
Cash and Bank Balances	2,290	6,455	4,032	3,360	3,497	11,747	21,393
Cash	2,290	2,955	3,032	3,360	3,497	11,747	21,393
Bank Balance	0	3,500	1,000	0	0	0	0
Loans and Advances	16,481	36,498	31,863	25,122	29,218	29,218	29,218
Current Liability and Provision	18,774	17,820	21,694	25,837	30,486	34,343	38,834
Account Payables	8,345	7,874	7,974	8,552	10,384	11,697	13,227
Other Current Liabilities	9,839	9,161	12,685	16,154	18,788	21,165	23,933
Provisions	590	786	1,035	1,130	1,314	1,480	1,674
Net Current Assets	10,152	40,564	28,662	16,931	18,852	25,348	32,953
Application of Funds	62,183	91,687	90,247	91,912	93,439	98,170	1,04,057

Source: MOFSL, Company

Financials and valuation

Ratios

Y/E March	FY22	FY23	FY24	FY25	FY26E	FY27E	FY28E
Basic (INR)							
EPS	-15.7	-13.8	-3.1	2.2	2.5	6.4	8.0
Cash EPS	-6.2	-2.4	6.7	9.4	11.9	16.6	19.1
BV/Share	92.8	125.9	124.1	126.5	128.6	135.0	143.0
DPS	0.0	0.0	0.0	0.0	0.0	0.0	0.0
Payout (Incl. Div. Tax, %)	0.0	0.0	0.0	0.0	0.0	0.0	0.0
Valuation (x)							
P/E	-NA	NA	NA	200.0	180.9	70.0	56.4
P/BV	4.8	3.6	3.6	3.5	3.5	3.3	3.1
EV/Sales	4.2	4.5	4.0	3.7	3.2	2.8	2.4
EV/EBITDA	-61.3	-71.5	259.1	88.3	51.8	33.4	28.0
Dividend Yield (%)	0.0	0.0	0.0	0.0	0.0	0.0	0.0
Return Ratios (%)							
RoE	-23.0	-13.3	-2.5	1.8	1.9	4.9	5.7
RoCE	-19.3	-11.9	-1.6	3.1	3.5	5.8	6.5
RoIC	-39.9	-24.0	-9.9	-3.0	-1.1	3.1	4.6
Working Capital Ratios							
Fixed Asset Turnover (x)	3.2	2.4	2.1	1.7	1.8	1.8	1.9
Asset Turnover (x)	1.1	0.8	0.9	1.0	1.1	1.2	1.3
Inventory (Days)	1	1	1	1	1	1	1
Debtors (Days)	53	77	64	58	58	58	58
Creditors (Days)	44	40	36	35	36	36	36
Leverage Ratio (x)							
Current Ratio	1.5	3.3	2.3	1.7	1.6	1.7	1.8
Net Debt/Equity ratio	-0.3	-0.3	-0.3	-0.4	-0.4	-0.5	-0.5

Cash Flow Statement (INR m)

Y/E March (INR m)	FY22	FY23	FY24	FY25	FY26E	FY27E	FY28E
OP/(Loss) before Tax	-10,293	10,531	-2,444	1,571	1,872	6,391	7,937
Depreciation	6,107	8,311	7,216	5,349	6,988	7,617	8,333
Interest & Finance Charges	275	210	132	68	1,487	1,287	1,087
Direct Taxes Paid	-132	-716	-373	-252	0	-1,611	-2,000
(Inc.)/Dec. in WC	-4,954	640	151	-249	-1,784	1,754	2,042
CF from Operations	-8,997	18,976	4,681	6,488	8,563	15,438	17,400
Others	6,592	-19,273	43	-814	-4,221	-5,617	-6,140
CF from Operating incl EO	-2,405	-297	4,724	5,674	4,342	9,821	11,260
(Inc)/Dec in FA	-5,398	-5,940	-4,684	-4,757	-6,594	-5,851	-6,616
Free Cash Flow	-7,803	-6,237	40	917	-2,252	3,970	4,643
Change in Investments	-7,631	-28,870	2,043	1,677	0	0	0
Others	-14,393	702	1,650	2,044	3,948	5,617	6,140
CF from Investments	-27,421	-34,107	-991	-1,036	-2,647	-234	-476
Change in Equity	34,916	39,100	54	39	0	0	0
Inc./(Dec.) in Debt	-4,916	-3,108	-2,833	-3,104	-50	-50	-50
Others	-982	-879	-880	-1,258	-1,487	-1,287	-1,087
CF from Fin. Activity	29,358	35,385	-3,659	-4,323	-1,558	-1,337	-1,137
Inc./(Dec.) in Cash	-469	980	75	315	137	8,250	9,646
Opening Balance	2,759	1,974	2,958	3,045	3,360	3,497	11,747
Closing Balance	2,290	2,955	3,032	3,360	3,497	11,747	21,393

Source: MOFSL, Company

Investment in securities market are subject to market risks. Read all the related documents carefully before investing.

NOTES

Explanation of Investment Rating	
Investment Rating	Expected return (over 12-month)
BUY	>=15%
SELL	< - 10%
NEUTRAL	< - 10 % to 15%
UNDER REVIEW	Rating may undergo a change
NOT RATED	We have forward looking estimates for the stock but we refrain from assigning recommendation

*In case the recommendation given by the Research Analyst is inconsistent with the investment rating legend for a continuous period of 30 days, the Research Analyst shall be within following 30 days take appropriate measures to make the recommendation consistent with the investment rating legend.

Disclosures

The following Disclosures are being made in compliance with the SEBI Research Analyst Regulations 2014 (herein after referred to as the Regulations).

Motilal Oswal Financial Services Ltd. (MOFSL) is a SEBI Registered Research Analyst having registration no. INH000000412 and BSE enlistment no. 5028. MOFSL, the Research Entity (RE) as defined in the Regulations, is engaged in the business of providing Stock broking services, Depository participant services & distribution of various financial products. MOFSL is a listed public company, the details in respect of which are available on www.motilaloswal.com. MOFSL is registered with the Securities & Exchange Board of India (SEBI) and is a registered Trading Member with National Stock Exchange of India Ltd. (NSE) and Bombay Stock Exchange Limited (BSE), Multi Commodity Exchange of India Limited (MCX) and National Commodity & Derivatives Exchange Limited (NCDEX) for its stock broking activities & is Depository participant with Central Depository Services Limited (CDSL) National Securities Depository Limited (NSDL), NERL, COMRIS and CCRL and is member of Association of Mutual Funds of India (AMFI) for distribution of financial products and Insurance Regulatory & Development Authority of India (IRDA) as Corporate Agent for insurance products and is a member of Association of Portfolio Managers in India (APMI) for distribution of PMS products. Details of associate entities of Motilal Oswal Financial Services Ltd. are available on the website at <http://onlinereports.motilaloswal.com/Dormant/documents/Associate%20Details.pdf>

MOFSL and its associate company(ies), their directors and Research Analyst and their relatives may; (a) from time to time, have a long or short position in, act as principal in, and buy or sell the securities or derivatives thereof of companies mentioned herein. (b) be engaged in any other transaction involving such securities and earn brokerage or other compensation or act as a market maker in the financial instruments of the company(ies) discussed herein or act as an advisor or lender/borrower to such company(ies) or may have any other potential conflict of interests with respect to any recommendation and other related information and opinions.; however the same shall have no bearing whatsoever on the specific recommendations made by the analyst(s), as the recommendations made by the analyst(s) are completely independent of the views of the associates of MOFSL even though there might exist an inherent conflict of interest in some of the stocks mentioned in the research report.

MOFSL and / or its affiliates do and seek to do business including investment banking with companies covered in its research reports. As a result, the recipients of this report should be aware that MOFSL may have a potential conflict of interest that may affect the objectivity of this report. Compensation of Research Analysts is not based on any specific merchant banking, investment banking or brokerage service transactions. Details of pending Enquiry Proceedings of Motilal Oswal Financial Services Limited are available on the website at <https://galaxy.motilaloswal.com/ResearchAnalyst/PublishViewLitigation.aspx>. As per Regulatory requirements, Research Audit Report is uploaded on www.motilaloswal.com > MOFSL-Important Links > MOFSL Research Analyst Compliance Audit Report.

A graph of daily closing prices of securities is available at www.nseindia.com, www.bseindia.com. Research Analyst views on Subject Company may vary based on Fundamental research and Technical Research. Proprietary trading desk of MOFSL or its associates maintains arm's length distance with Research Team as all the activities are segregated from MOFSL research activity and therefore it can have an independent view with regards to Subject Company for which Research Team have expressed their views.

Regional Disclosures (outside India)

This report is not directed or intended for distribution to or use by any person or entity resident in a state, country or any jurisdiction, where such distribution, publication, availability or use would be contrary to law, regulation or which would subject MOFSL & its group companies to registration or licensing requirements within such jurisdictions.

For Hong Kong:

This report is distributed in Hong Kong by Motilal Oswal capital Markets (Hong Kong) Private Limited, a licensed corporation (CE AYY-301) licensed and regulated by the Hong Kong Securities and Futures Commission (SFC) pursuant to the Securities and Futures Ordinance (Chapter 571 of the Laws of Hong Kong) "SFO". As per SEBI (Research Analyst Regulations) 2014 Motilal Oswal Securities (SEBI Reg. No. INH000000412) has an agreement with Motilal Oswal capital Markets (Hong Kong) Private Limited for distribution of research report in Hong Kong. This report is intended for distribution only to "Professional Investors" as defined in Part I of Schedule 1 to SFO. Any investment or investment activity to which this document relates is only available to professional investor and will be engaged only with professional investors." Nothing here is an offer or solicitation of these securities, products and services in any jurisdiction where their offer or sale is not qualified or exempt from registration. The Indian Analyst(s) who compile this report is/are not located in Hong Kong & are not conducting Research Analysis in Hong Kong.

For U.S.

Motilal Oswal Financial Services Limited (MOFSL) is not a registered broker - dealer under the U.S. Securities Exchange Act of 1934, as amended (the "1934 act") and under applicable state laws in the United States. In addition MOFSL is not a registered investment adviser under the U.S. Investment Advisers Act of 1940, as amended (the "Advisers Act" and together with the 1934 Act, the "Acts"), and under applicable state laws in the United States. Accordingly, in the absence of specific exemption under the Acts, any brokerage and investment services provided by MOFSL, including the products and services described herein are not available to or intended for U.S. persons. This report is intended for distribution only to "Major Institutional Investors" as defined by Rule 15a-6(b)(4) of the Exchange Act and interpretations thereof by SEC (henceforth referred to as "major institutional investors"). This document must not be acted on or relied on by persons who are not major institutional investors. Any investment or investment activity to which this document relates is only available to major institutional investors and will be engaged in only with major institutional investors. In reliance on the exemption from registration provided by Rule 15a-6 of the U.S. Securities Exchange Act of 1934, as amended (the "Exchange Act") and interpretations thereof by the U.S. Securities and Exchange Commission ("SEC") in order to conduct business with Institutional Investors based in the U.S., MOFSL has entered into a chaperoning agreement with a U.S. registered broker-dealer, Motilal Oswal Securities International Private Limited. ("MOSIPL"). Any business interaction pursuant to this report will have to be executed within the provisions of this chaperoning agreement.

The Research Analysts contributing to the report may not be registered /qualified as research analyst with FINRA. Such research analyst may not be associated persons of the U.S. registered broker-dealer, MOSIPL, and therefore, may not be subject to NASD rule 2711 and NYSE Rule 472 restrictions on communication with a subject company, public appearances and trading securities held by a research analyst account.

For Singapore

In Singapore, this report is being distributed by Motilal Oswal Capital Markets (Singapore) Pte. Ltd. ("MOCMSPL") (UEN 201129401Z), which is a holder of a capital markets services license and an exempt financial adviser in Singapore. This report is distributed solely to persons who (a) qualify as "institutional investors" as defined in section 4A(1)(c) of the Securities and Futures Act of Singapore ("SFA") or (b) are considered "accredited investors" as defined in section 2(1) of the Financial Advisers Regulations of Singapore read with section 4A(1)(a) of the SFA. Accordingly, if a recipient is neither an "institutional investor" nor an "accredited investor", they must immediately discontinue any use of this Report and inform MOCMSPL.

In respect of any matter arising from or in connection with the research you could contact the following representatives of MOCMSPL. In case of grievances for any of the services rendered by MOCMSPL write to grievances@motilaloswal.com.

Nainesh

Rajani

Email: nainesh.rajani@motilaloswal.com

Contact: (+65) 8328 0276

Specific Disclosures

- Research Analyst and/or his/her relatives do not have a financial interest in the subject company(ies), as they do not have equity holdings in the subject company(ies). MOFSL has financial interest in the subject company(ies) at the end of the week immediately preceding the date of publication of the Research Report: Yes.
Nature of Financial interest is holding equity shares or derivatives of the subject company
- Research Analyst and/or his/her relatives do not have actual/beneficial ownership of 1% or more securities in the subject company(ies) at the end of the month immediately preceding the date of publication of Research Report.
MOFSL has actual/beneficial ownership of 1% or more securities of the subject company(ies) at the end of the month immediately preceding the date of publication of Research Report:No
- Research Analyst and/or his/her relatives have not received compensation/other benefits from the subject company(ies) in the past 12 months.
MOFSL may have received compensation from the subject company(ies) in the past 12 months.
- Research Analyst and/or his/her relatives do not have material conflict of interest in the subject company at the time of publication of research report.
MOFSL does not have material conflict of interest in the subject company at the time of publication of research report.
- Research Analyst has not served as an officer, director or employee of subject company(ies).
- MOFSL has not acted as a manager or co-manager of public offering of securities of the subject company in past 12 months.
- MOFSL has not received compensation for investment banking /merchant banking/brokerage services from the subject company(ies) in the past 12 months.
- MOFSL may have received any compensation for products or services other than investment banking or merchant banking or brokerage services from the subject company(ies) in the past 12 months.
- MOFSL may have received compensation or other benefits from the subject company(ies) or third party in connection with the research report.
- MOFSL has not engaged in market making activity for the subject company.

The associates of MOFSL may have:

- financial interest in the subject company
 - actual/beneficial ownership of 1% or more securities in the subject company at the end of the month immediately preceding the date of publication of the Research Report or date of the public appearance.
 - received compensation/other benefits from the subject company in the past 12 months
 - any other potential conflict of interests with respect to any recommendation and other related information and opinions.; however the same shall have no bearing whatsoever on the specific recommendations made by the analyst(s), as the recommendations made by the analyst(s) are completely independent of the views of the associates of MOFSL even though there might exist an inherent conflict of interest in some of the stocks mentioned in the research report.
 - acted as a manager or co-manager of public offering of securities of the subject company in past 12 months
 - be engaged in any other transaction involving such securities and earn brokerage or other compensation or act as a market maker in the financial instruments of the company(ies) discussed herein or act as an advisor or lender/borrower to such company(ies)
 - received compensation from the subject company in the past 12 months for investment banking / merchant banking / brokerage services or from other than said services.
 - Served subject company as its clients during twelve months preceding the date of distribution of the research report.
- The associates of MOFSL has not received any compensation or other benefits from third party in connection with the research report
 Above disclosures include beneficial holdings lying in demat account of MOFSL which are opened for proprietary investments only. While calculating beneficial holdings, It does not consider demat accounts which are opened in name of MOFSL for other purposes (i.e holding client securities, collaterals, error trades etc.). MOFSL also earns DP income from clients which are not considered in above disclosures.

Analyst Certification

The views expressed in this research report accurately reflect the personal views of the analyst(s) about the subject securities or issues, and no part of the compensation of the research analyst(s) was, is, or will be directly or indirectly related to the specific recommendations and views expressed by research analyst(s) in this report.

Terms & Conditions:

This report has been prepared by MOFSL and is meant for sole use by the recipient and not for circulation. The report and information contained herein is strictly confidential and may not be altered in any way, transmitted to, copied or distributed, in part or in whole, to any other person or to the media or reproduced in any form, without prior written consent of MOFSL. The report is based on the facts, figures and information that are considered true, correct, reliable and accurate. The intent of this report is not recommendatory in nature. The information is obtained from publicly available media or other sources believed to be reliable. Such information has not been independently verified and no guaranty, representation of warranty, express or implied, is made as to its accuracy, completeness or correctness. All such information and opinions are subject to change without notice. The report is prepared solely for informational purpose and does not constitute an offer document or solicitation of offer to buy or sell or subscribe for securities or other financial instruments for the clients. Though disseminated to all the customers simultaneously, not all customers may receive this report at the same time. MOFSL will not treat recipients as customers by virtue of their receiving this report.

Disclaimer:

The report and information contained herein is strictly confidential and meant solely for the selected recipient and may not be altered in any way, transmitted to, copied or distributed, in part or in whole, to any other person or to the media or reproduced in any form, without prior written consent. This report and information herein is solely for informational purpose and may not be used or considered as an offer document or solicitation of offer to buy or sell or subscribe for securities or other financial instruments. Nothing in this report constitutes investment, legal, accounting and tax advice or a representation that any investment or strategy is suitable or appropriate to your specific circumstances. The securities discussed and opinions expressed in this report may not be suitable for all investors, who must make their own investment decisions, based on their own investment objectives, financial positions and needs of specific recipient. This may not be taken in substitution for the exercise of independent judgment by any recipient. Each recipient of this document should make such investigations as it deems necessary to arrive at an independent evaluation of an investment in the securities of companies referred to in this document (including the merits and risks involved), and should consult its own advisors to determine the merits and risks of such an investment. The investment discussed or views expressed may not be suitable for all investors. Certain transactions -including those involving futures, options, another derivative products as well as non-investment grade securities - involve substantial risk and are not suitable for all investors. No representation or warranty, express or implied, is made as to the accuracy, completeness or fairness of the information and opinions contained in this document. The Disclosures of Interest Statement incorporated in this document is provided solely to enhance the transparency and should not be treated as endorsement of the views expressed in the report. This information is subject to change without any prior notice. The Company reserves the right to make modifications and alternations to this statement as may be required from time to time without any prior approval. MOFSL, its associates, their directors and the employees may from time to time, effect or have effected an own account transaction in, or deal as principal or agent in or for the securities mentioned in this document. They may perform or seek to perform investment banking or other services for, or solicit investment banking or other business from, any company referred to in this report. Each of these entities functions as a separate, distinct and independent of each other. The recipient should take this into account before interpreting the document. This report has been prepared on the basis of information that is already available in publicly accessible media or developed through analysis of MOFSL. The views expressed are those of the analyst, and the Company may or may not subscribe to all the views expressed therein. This document is being supplied to you solely for your information and may not be reproduced, redistributed or passed on, directly or indirectly, to any other person or published, copied, in whole or in part, for any purpose. This report is not directed or intended for distribution to, or use by, any person or entity who is a citizen or resident of or located in any locality, state, country or other jurisdiction, where such distribution, publication, availability or use would be contrary to law, regulation or which would subject MOFSL to any registration or licensing requirement within such jurisdiction. The securities described herein may or may not be eligible for sale in all jurisdictions or to certain category of investors. Persons in whose possession this document may come are required to inform themselves of and to observe such restriction. Neither the Firm, not its directors, employees, agents or representatives shall be liable for any damages whether direct or indirect, incidental, special or consequential including lost revenue or lost profits that may arise from or in connection with the use of the information. The person accessing this information specifically agrees to exempt MOFSL or any of its affiliates or employees from, any and all responsibility/liability arising from such misuse and agrees not to hold MOFSL or any of its affiliates or employees responsible for any such misuse and further agrees to hold MOFSL or any of its affiliates or employees free and harmless from all losses, costs, damages, expenses that may be suffered by the person accessing this information due to any errors and delays.

This report is meant for the clients of Motilal Oswal only.

Investment in securities market are subject to market risks. Read all the related documents carefully before investing.

Registration granted by SEBI, enlistment as RA with Exchange and certification from NISM in no way guarantee performance of the intermediary or provide any assurance of returns to investors

Registered Office Address: Motilal Oswal Tower, Rahimtullah Sayani Road, Opposite Parel ST Depot, Prabhadevi, Mumbai-400025; Tel No.: 022 - 71934200 / 71934263; www.motilaloswal.com. Correspondence Address: Palm Spring Centre, 2nd Floor, Palm Court Complex, New Link Road, Malad (West), Mumbai- 400 064. Tel No: 022 71881000. Details of Compliance Officer: Neeraj Agarwal, Email Id: na@motilaloswal.com, Contact No.:022-40548085.

Grievance Redressal Cell:

Contact Person	Contact No.	Email ID
Ms. Hemangi Date	022 40548000 / 022 67490600	query@motilaloswal.com
Ms. Kumud Upadhyay	022 40548082	servicehead@motilaloswal.com
Mr. Ajay Menon	022 40548083	am@motilaloswal.com
Mr. Neeraj Agarwal	022 40548085	na@motilaloswal.com
Mr. Siddhartha Khemka	022 50362452	po.research@motilaloswal.com

Registration details of group entities.: Motilal Oswal Financial Services Ltd. (MOFSL): INZ000158836 (BSE/NSE/MCX/NCDX); CDSL and NSDL: IN-DP-16-2015; Research Analyst: INH000000412, BSE enlistment no. 5028, AMFI registered Mutual Fund Distributor and SIF Distributor: ARN : 146822. IRDA Corporate Agent – CA0579, APMI: APRN00233. Motilal Oswal Financial Services Ltd. is a distributor of Mutual Funds, PMS, Fixed Deposit, Insurance, Bond, NCDs and IPO products.

Customer having any query/feedback/ clarification may write to query@motilaloswal.com. In case of grievances for any of the services rendered by Motilal Oswal Financial Services Limited (MOFSL) write to grievances@motilaloswal.com, for DP to dpgrievances@motilaloswal.com.