



Solid Research
Solid Relationships

Fundamental Outlook

Global Market Setup

- US markets ended **higher** on Monday, after Dow Jones touched an all-time high.
- S&P 500 ended with gains of **+0.6%**, Nasdaq rose **+0.7%**, Dow Jones was up **+1.2%**
- The **European indices** also closed on a **positive note**
- Dow futures is currently trading with gains of **+0.18%**
- Asian indices are trading in **green**

Global Cues: **Positive**

Indian Market Setup

Indian equities ended lower, amid profit booking in banking stocks after Bank Nifty reached a new all-time high on Monday. Optimism over healthy Q3 business updates was tempered by caution surrounding the implications of U.S. military action in Venezuela.

- **Nifty50** closed **78 points lower at 26,250 (-0.3%)**.
- **Nifty Midcap100 declined 0.2%** while **Nifty Smallcap100 outperformed, gaining 0.5%**.
- **FIIIs: -36cr; DIIs: +₹1764cr**
- **GIFT Nifty** is currently trading **+0.3% higher (73 points up)**

Domestic Cues: Positive

Stocks in News

Mahindra & Mahindra has launched the upgraded XUV700, renamed XUV7XO. Test drives start January 8, with bookings and deliveries from January 14. AX7 variants deliver first; other trims from April 2026. Pricing ranges between INR 13.7 to INR 24.92 lakh.

View: Positive

HDFC Bank reported Q3 FY26 business growth of 9–12% YoY across advances and deposits. Deposit growth outpaced loans, CD ratio stayed ~99% and CASA ratio ~34%, supporting margin stability and underpinning expectations of a strong Q3 performance.

View: Positive

Waaree Energies' subsidiary, Waaree Energy Storage Solutions, raised INR 1,003 crore from strategic and institutional investors. The funding supports its INR 10,000 crore capex plan to set up a 20 GWh lithium-ion cell and battery manufacturing facility.

View: Positive

Initiating Coverage

BILLIONBRAINS GARAGE VENTURES (Groww)

CMP INR 156, TP INR 185, 19% Upside; Buy

- Groww has scaled fastest among Indian retail brokers, becoming the largest platform in under four years with **26.8% NSE active client share**, ~25.8% share in cash equities, ~17.3% in derivatives, and **14.8 million active users** as of first half of FY26.
- The platform has evolved from a zero-commission mutual fund app into a full-stack wealth ecosystem spanning broking, commodities, margin trading facility, credit products including loan against securities and loan against mutual funds, and wealth management through Fisdome.
- It acquires more than 80% of its customers organically, keeping CAC low and payback periods short. The fully in-house tech stack lowers cost-to-serve while enabling rapid feature deployment and high platform uptime.
- We believe GROWW is well-positioned to compound earnings in a structurally underpenetrated Indian capital markets ecosystem. We expect GROWW's FY25-28 revenue/EBITDA/PAT CAGR at 25%/30%/30%.
- **View: Buy**

Fundamental Actionable Idea

LTF

CMP INR320, MTF Stock

- LTF's 3QFY26 retail disbursements increased ~49% YoY and 20% QoQ to INR 227b
- Rural business disbursements grew 47% YoY, with Farmer Finance up 11% YoY, Urban Finance up 48% YoY and SME disbursements rising ~24% YoY.
- The retail loan book expanded 21% YoY and 7% QoQ to INR 1.12t.
- AI driven digital architecture like Cyclops and Nostradamus are cutting credit costs and enhancing portfolio quality, driving sustainable RoA expansion towards 2.8-3% by FY27.
- Expanding partnerships (Phonepe, Amazon, CRED), scale up in gold financing (targeting 10x growth in 2 years) and tech led underwriting are expected to drive growth
- We expect 20-25% AUM and ~24% PAT CAGR over FY25-28E.

View: Buy

Velocity Idea – NYKAA

RECO: BUY, CMP: ₹270, SL: ₹ 240 (11%), TP: ₹ 330 (22%)

Key Triggers:

- Nykaa is expected to deliver a strong Q3FY26 performance, with the beauty vertical's net sales value (NSV) accelerating to the high-20% growth range—the fastest pace seen in the last six quarters. Supported by seasonally strong demand, the quarter is also likely to be the largest so far in terms of absolute scale.
- The fashion vertical is expected to sustain its recovery, with NSV growth projected in the mid-20% range in Q3FY26, supported by strong traction on the core platform, continued onboarding of new brands, and healthy customer acquisition.
- We estimate Nykaa's EBITDA to clock a CAGR of 47% over FY26-28E, supported by operating leverage & increasing contribution from owned brands under House of Nykaa.

Technical View:

- Stock has bounced up from its 100 DEMA support zones and is on the range breakout.
- The RSI momentum indicator is rising which confirms the bullish momentum.

Book Profit: Bank of Baroda (Velocity)



- ▶ Bank of Baroda reported 2QFY26 PAT of INR 48.1b, up 6% QoQ, driven by robust NII growth of 4.5% QoQ, lower provisions, and contained opex. Business growth was healthy at 12% YoY, led by retail and corporate lending.
- ▶ Bank of Baroda's asset quality continues to improve with decline in credit cost to 29 bps and floating provisions of INR 4b enhance balance sheet resilience amid stable NIM guidance
- ▶ With improving margins, healthy loan growth, and stable asset quality, Bank of Baroda is well-positioned for earnings acceleration. We raise our FY26 earnings estimate by 5%; FY27E RoA/RoE projected at 1.03%/14.7%

Technical View



- ▶ Stock has broken out from a consolidation zone on the daily chart with higher than average traded volumes to confirm the up move
- ▶ The RSI momentum indicator is positively placed which supports bullish movement

We recommend booking profit in Bank of Baroda (velocity idea given on 3-Nov-2025) at Rs308 with gains of 6%.

Focus Investment Ideas

All Stocks Available in MTF

Duration : 1 Year Horizon

Stock Name	Rating	CMP (Rs)	Target (Rs)	Upside (%)
ICICI Bank	Buy	1,372	1,700	24%
Bharat Electronics	Buy	413	500	21%
Zydus Wellness	Buy	482	575	19%
Bharti Airtel	Buy	2,102	2,365	13%
KEI Industries	Buy	4,523	4,960	10%

Technical Outlook

Nifty Technical Outlook

6-Jan-26

NIFTY (CMP : 26250) Nifty immediate support is at 26150 then 26050 zones while resistance at 26400 then 26500 zones. Now it has to hold above 26250 zones for an up move towards 26400 and 26500 zones while supports can be seen at 26150 then 26050 zones.

1-Nifty50 - 05/01/26



Investment in securities market are subject to market risks, read all the related documents carefully before investing.

Bank Nifty Technical Outlook

6-Jan-26

BANK NIFTY (CMP : 60044) Bank Nifty support is at 59750 then 59500 zones while resistance at 60437 then 60750 zones. Now it has to hold above 60000 zones for an up move towards 60437 marks then 60750 zones while on the downside support is seen at 59750 then 59500 levels.

1-Niftybank - 05/01/26



Investment in securities market are subject to market risks, read all the related documents carefully before investing.

Sensex Technical Outlook

6-Jan-26

Sensex (CMP : 85439) Sensex support is at 85200 then 85000 zones while resistance at 85600 then 85800 zones. Now it has to hold above 85300 zones for an up move towards 85600 then 85800 zones while on the downside supports are seen at 85200 then 85000 levels.

5-S&P BSESENSEX - 05/01/26
EMA(CloseLine:50)



Investment in securities market are subject to market risks, read all the related documents carefully before investing.

Midcap100 Index Technical Outlook

6-Jan-26



Nifty Midcap100 Stats

Advance	Decline
41	59

- Higher Highs – Higher Lows formation and RSI indicator rising.

Smallcap250 Index Technical Outlook

6-Jan-26



Nifty SmallCap250 Stats

Advance	Decline
115	135

- Surpassed above 50 DEMA.

Sectoral Performance

6-Jan-26

	Closing	% Change				
Indices	05-Jan	1-day	2-days	3-days	5-days	
NIFTY 50	26250	<div><div></div></div> -0.30%	<div><div></div></div> 0.40%	<div><div></div></div> 0.46%	<div><div></div></div> 1.19%	
NIFTY BANK	60044	<div><div></div></div> -0.18%	<div><div></div></div> 0.56%	<div><div></div></div> 0.78%	<div><div></div></div> 1.89%	
NIFTY MIDCAP 100	61266	<div><div></div></div> -0.16%	<div><div></div></div> 0.85%	<div><div></div></div> 1.29%	<div><div></div></div> 2.11%	
NIFTY SMALLCAP 250	16843	<div><div></div></div> 0.28%	<div><div></div></div> 1.05%	<div><div></div></div> 0.95%	<div><div></div></div> 1.92%	
NIFTY FINANCIAL SERVICES	27851	<div><div></div></div> -0.17%	<div><div></div></div> 0.67%	<div><div></div></div> 0.86%	<div><div></div></div> 1.78%	
NIFTY PRIVATE BANK	28886	<div><div></div></div> -0.06%	<div><div></div></div> 0.34%	<div><div></div></div> 0.58%	<div><div></div></div> 1.88%	
NIFTY PSU BANK	8740	<div><div></div></div> 0.46%	<div><div></div></div> 1.96%	<div><div></div></div> 2.42%	<div><div></div></div> 5.41%	
➡ NIFTY IT	37771	<div><div></div></div> -1.43%	<div><div></div></div> -1.05%	<div><div></div></div> -0.30%	<div><div></div></div> -1.34%	
NIFTY FMCG	53441	<div><div></div></div> 0.68%	<div><div></div></div> -0.52%	<div><div></div></div> -3.67%	<div><div></div></div> -3.17%	
NIFTY OIL & GAS	12215	<div><div></div></div> -1.02%	<div><div></div></div> -0.15%	<div><div></div></div> -0.14%	<div><div></div></div> 2.20%	
NIFTY PHARMA	22743	<div><div></div></div> -0.21%	<div><div></div></div> 0.49%	<div><div></div></div> 0.09%	<div><div></div></div> 0.73%	
NIFTY AUTO	28894	<div><div></div></div> 0.31%	<div><div></div></div> 1.45%	<div><div></div></div> 2.50%	<div><div></div></div> 4.72%	
➡ NIFTY METAL	11491	<div><div></div></div> 0.60%	<div><div></div></div> 2.09%	<div><div></div></div> 2.89%	<div><div></div></div> 6.50%	
NIFTY REALTY	917	<div><div></div></div> 2.07%	<div><div></div></div> 3.63%	<div><div></div></div> 4.49%	<div><div></div></div> 4.58%	
➡ NIFTY INDIA DEFENCE	7946	<div><div></div></div> 2.04%	<div><div></div></div> 2.83%	<div><div></div></div> 2.56%	<div><div></div></div> 2.82%	

- Among the Sectoral Indices Nifty Metal and Defence showed relative outperformance while weakness was seen in Nifty IT.

MARICO

(Mcap ₹ 1,00,349 Cr.)

F&O Stock, MTF stock

- Consolidation breakout on daily chart.
- Strong bodied bullish candle.
- Formed a base around 50 DEMA support.
- Rising traded volumes visible.
- RSI momentum indicator positively placed.
- We recommend to buy the stock at CMP ₹773 with a SL of ₹750 and a TGT of ₹882.

RECOs	CMP	SL	TARGET	DURATION
BUY	773	750	882	1 Week



Technical Stocks On Radar

LODHA

(CMP: 1120 , Mcap ₹ 1,11,860 Cr.)

F&O Stock, MTF stock

- Stock has bounced up from its major support zones.
- High volumes on up moves.
- RSI momentum indicator rising.
- Immediate support at 1070.



TORNTPOWER

(CMP: 3962, Mcap ₹ 44,327 Cr.)

MTF stock

- Trendline breakout on daily chart.
- Strong bullish candle.
- Bounce up from 100 DEMA support.
- RSI momentum indicator rising.
- Immediate support at 3785.



Technical Chart Pattern for the Day

MSUMI (Mcap ₹ 34,518 Cr.) (CMP : 52) MTF stock

6-Jan-26



- “Horizontal Channel” Pattern Breakout; Support : 49.30

Derivative Outlook

Nifty : Option Data

6-Jan-26

- Maximum Call OI is at 26300 then 26400 strike while Maximum Put OI is at 26200 then 26000 strike.
- Call writing is seen at 26300 then 26250 strike while Put writing is seen at 26200 then 26250 strike.
- Option data suggests a broader trading range in between 25800 to 26700 zones while an immediate range between 26100 to 26500 levels.




Investment in securities market are subject to market risks, read all the related documents carefully before investing.

Option - Buying side strategy

Index	Single Leg Buying	Multi Leg Strategy
Nifty (Weekly)	26200 CE if it holds above 26250	Bull call Spread (Buy 26250 CE and Sell 26350 CE) at net premium cost of 20-25 points
Sensex (Weekly)	85500 CE till it holds above 85300	Bull call Spread (Buy 85500 CE and Sell 85700 CE) at net premium cost of 50-60 points
Bank Nifty (Monthly)	60800 CE till it holds above 60000	Bull call Spread (Buy 60500 CE and Sell 61000 CE) at net premium cost of 190-200 points

Option - Selling side strategy

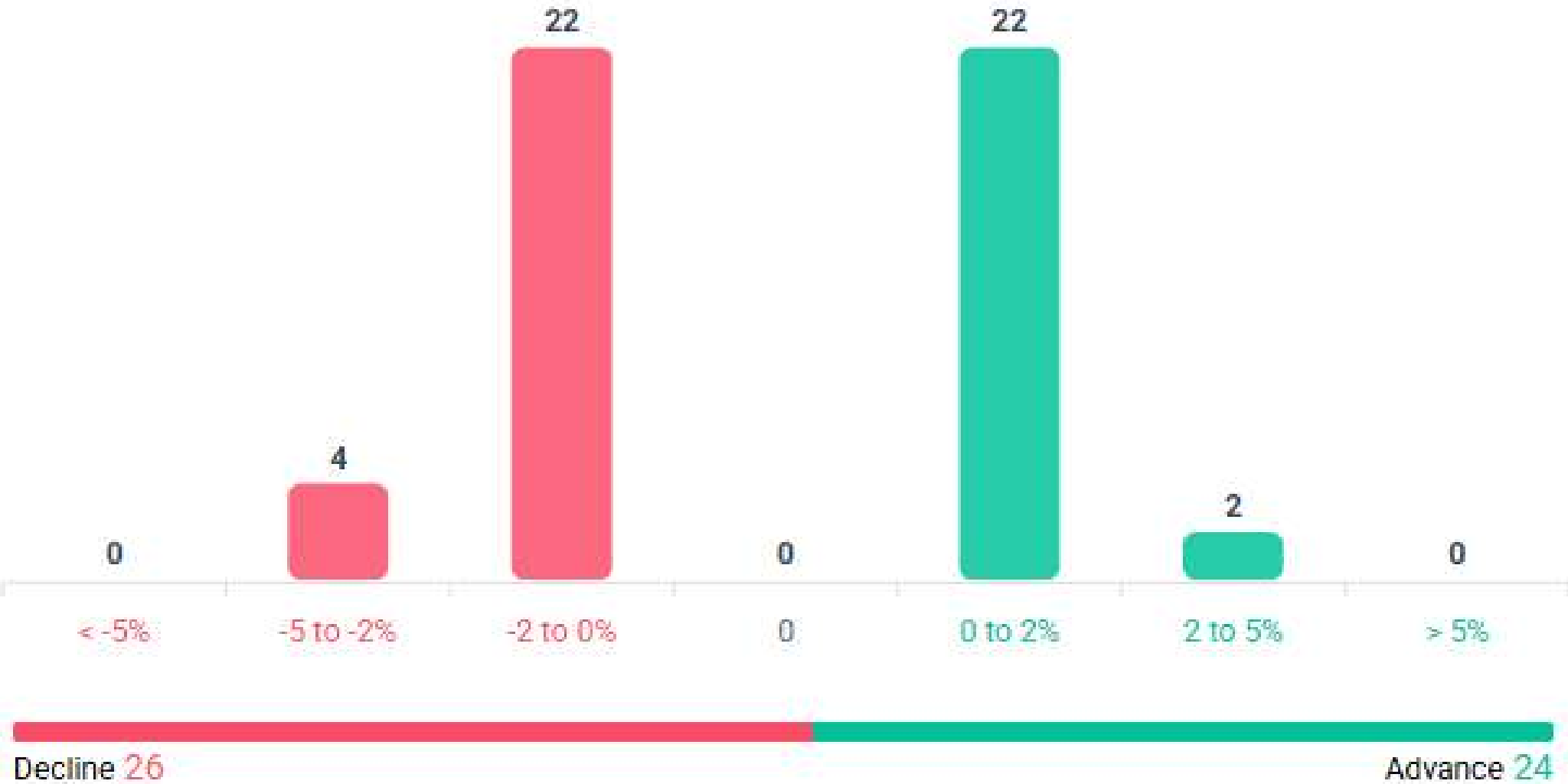
Index	Writing
Nifty (Weekly)	26100 PE & 26350 CE
Sensex (Weekly)	84300 PE & 86400 CE
Bank Nifty (Monthly)	58100 PE & 61900 CE

Weekly Option Range for Option Writers based on Different Confidence Band								
Date		6-Jan-26	Weekly Expiry		6-Jan-26	Days to weekly expiry		1
								
Nifty		26250	India VIX		10.0			
Confidence Band	Probability	% Away From Spot	Range				Total Premium (Put + Call)	Types of Trades
			Put	Premium	Call	Premium		
1.00	68%	± 0.4%	26150	20	26350	9	29	Aggressive
1.75	92%	± 0.6%	26100	11	26400	5	16	Conservative
2.00	95%	± 0.8%	26050	7	26450	3	10	Most Conservative
Date		6-Jan-26	Monthly Expiry		27-Jan-26	Days to weekly expiry		15
Bank Nifty		60044						
Confidence Band	Probability	% Away From Spot	Range				Total Premium (Put + Call)	Types of Trades
			Put	Premium	Call	Premium		
1.00	68%	± 2.1%	58800	172	61200	189	361	Aggressive
1.25	79%	± 2.6%	58500	128	61500	128	256	Less Aggressive
1.50	87%	± 3.1%	58200	95	61800	89	185	Neutral
1.75	92%	± 3.6%	57900	74	62100	62	136	Conservative
2.00	95%	± 4.1%	57600	57	62400	44	100	Most Conservative
Investments in securities markets are subject to market risks. Please read all related documents carefully.								

Nifty Advance Decline & Ban update

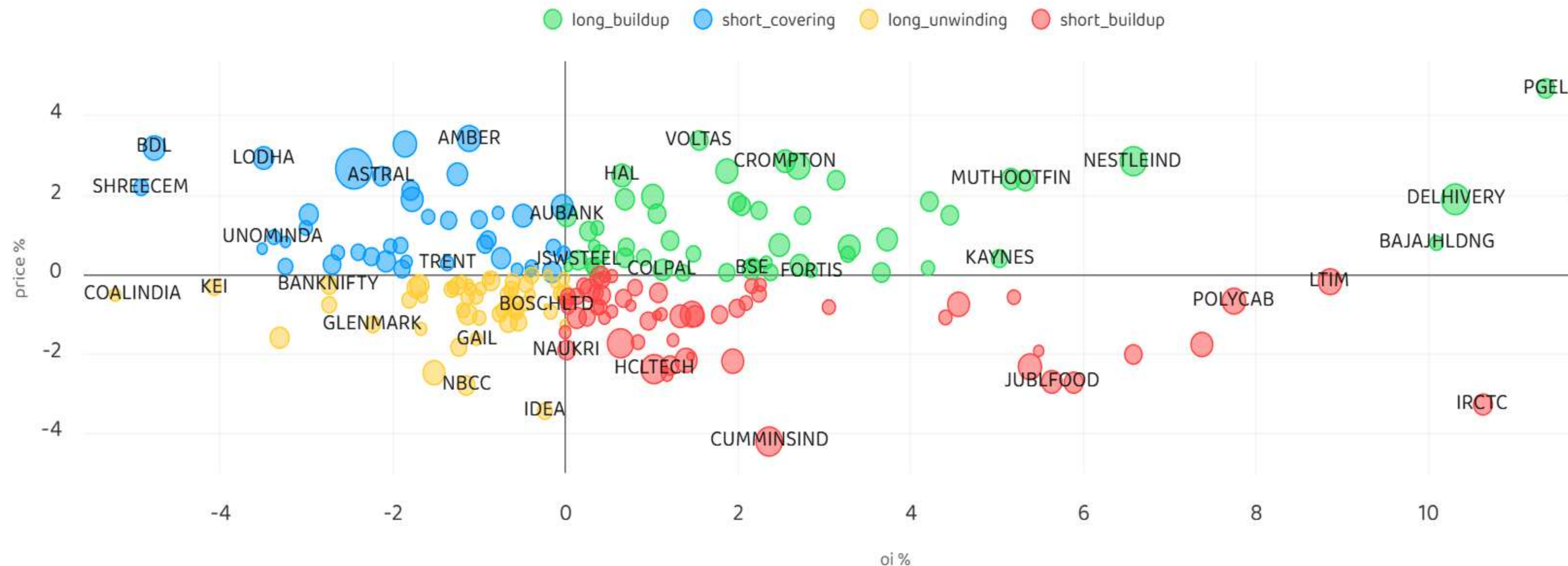
Stocks in Ban: SAIL and SAMMAANCAP

All FNO Nifty 50 Bank Nifty Fin Nifty



Investment in securities market are subject to market risks, read all the related documents carefully before investing.

Stocks : Derivatives Outlook



Investment in securities market are subject to market risks, read all the related documents carefully before investing.

Stocks : Options on radar

Stock	Call Strike	Trade	Buying Range	SL	TGT	Logic
MUTHOOTFIN	3950 CE	Buy	94-95	85	115	Long build up
AUBANK	1020 CE	Buy	27-28	25	32	Long build up
APLAPOLLO	1980 CE	Buy	44-45	38	58	Short covering

Stock	Put Strike	Trade	Buying Range	SL	TGT	Logic
DIXON	12000 PE	Buy	436-438	400	520	Short build up
BAJFINANCE	980 PE	Buy	21-22	18	28	Short build up

Quant Outlook

Quant Intraday Sell Ideas

What is this?

Based on technical indicators this strategy gives 2 stocks that have a high likelihood to fall during the day (from open to close). This is an intraday Sell strategy which can provide a good cushioning during a black swan event.

Today's **Sell** Ideas:

Stock Names	Close Price	SL (1%)	TP (1%)
SUZLON (Sell)	53.67	54.21	53.13
TATAELXSI (Sell)	5363.5	5417	5310

What are the rules?

- Stock names will be given at market open (9:15 am)
- Recommended time to entry: between 9:15 to 9:30 am.
- Entry: We short 2 stocks daily (intraday)
- Exit: we will exit at 3:15 as this is an intraday call
- SL: is placed at 1% of the open.
- Book profit: At 1% fall since open.
- In special situations the book profit might be delayed if the stock is in free fall.

Siddhartha Khemka
Head – Retail Research

Chandan Taparia, CMT, CFTe
Head – Derivatives & Technical Research

Ruchit Jain
Head – Technical Research

Disclosures:

The following Disclosures are being made in compliance with the SEBI Research Analyst Regulations 2014 (herein after referred to as the Regulations).

Motilal Oswal Financial Services Ltd. (MOFSL) is a SEBI Registered Research Analyst having registration no. INH000000412 and BSE enlistment no. 5028. MOFSL, the Research Entity (RE) as defined in the Regulations, is engaged in the business of providing Stock broking services, Depository participant services & distribution of various financial products. MOFSL is a listed public company, the details in respect of which are available on www.motilaloswal.com. MOFSL is registered with the Securities & Exchange Board of India (SEBI) and is a registered Trading Member with National Stock Exchange of India Ltd. (NSE) and Bombay Stock Exchange Limited (BSE), Multi Commodity Exchange of India Limited (MCX) and National Commodity & Derivatives Exchange Limited (NCDEX) for its stock broking activities & is Depository participant with Central Depository Services Limited (CDSL) National Securities Depository Limited (NSDL), NERL, COMRIS and CCRL and is member of Association of Mutual Funds of India (AMFI) for distribution of financial products and Insurance Regulatory & Development Authority of India (IRDA) as Corporate Agent for insurance products and is a member of Association of Portfolio Managers in India (APMI) for distribution of PMS products. Details of associate entities of Motilal Oswal Financial Services Ltd. are available on the website at <http://onlinereports.motilaloswal.com/Dormant/documents/Associate%20Details.pdf>

Details of pending Enquiry Proceedings of Motilal Oswal Financial Services Limited are available on the website at <https://galaxy.motilaloswal.com/ResearchAnalyst/PublishViewLitigation.aspx>. As per Regulatory requirements, Research Audit Report is uploaded on www.motilaloswal.com > MOFSL-Important Links > MOFSL Research Analyst Compliance Audit Report.

MOFSL, its associates, Research Analyst or their relatives may have any financial interest in the subject company. MOFSL and/or its associates and/or Research Analyst or their relatives may have actual beneficial ownership of 1% or more securities in the subject company at the end of the month immediately preceding the date of publication of the Research Report or date of the public appearance. MOFSL and its associate company(ies), their directors and Research Analyst and their relatives may have any other potential conflict of interests at the time of publication of the research report or at the time of public appearance, however the same shall have no bearing whatsoever on the specific recommendations made by the analyst(s), as the recommendations made by the analyst(s) are completely independent of the views of the associates of MOFSL even though there might exist an inherent conflict of interest in some of the stocks mentioned in the research report..

In the past 12 months, MOFSL or any of its associates may have:

- a) received any compensation/other benefits from the subject company of this report
- b) managed or co-managed public offering of securities from subject company of this research report,
- c) received compensation for investment banking or merchant banking or brokerage services from subject company of this research report,
- d) received compensation for products or services other than investment banking or merchant banking or brokerage services from the subject company of this research report.

- MOFSL and its associates have not received any compensation or other benefits from the subject company or third party in connection with the research report.
- Subject Company may have been a client of MOFSL or its associates during twelve months preceding the date of distribution of the research report.
- Research Analyst may have served as director/officer/employee in the subject company.
- MOFSL and research analyst may engage in market making activity for the subject company.

MOFSL and its associate company(ies), and Research Analyst and their relatives from time to time may have:

a) a long or short position in, act as principal in, and buy or sell the securities or derivatives thereof of companies mentioned herein.

(b) be engaged in any other transaction involving such securities and earn brokerage or other compensation or act as a market maker in the financial instruments of the company(ies) discussed herein or act as an advisor or lender/borrower to such company(ies) or may have any other potential conflict of interests with respect to any recommendation and other related information and opinions.; however the same shall have no bearing whatsoever on the specific recommendations made by the analyst(s), as the recommendations made by the analyst(s) are completely independent of the views of the associates of MOFSL even though there might exist an inherent conflict of interest in some of the stocks mentioned in the research report.

Above disclosures include beneficial holdings lying in demat account of MOFSL which are opened for proprietary investments only. While calculating beneficial holdings, It does not consider demat accounts which are opened in name of MOFSL for other purposes (i.e holding client securities, collaterals, error trades etc.). MOFSL also earns DP income from clients which are not considered in above disclosures.

To enhance transparency, MOFSL has incorporated a Disclosure of Interest Statement in this document. This should, however, not be treated as endorsement of the views expressed in the report. MOFSL and / or its affiliates do and seek to do business including investment banking with companies covered in its research reports. As a result, the recipients of this report should be aware that MOFSL may have a potential conflict of interest that may affect the objectivity of this report.

Terms & Conditions:

This report has been prepared by MOFSL and is meant for sole use by the recipient and not for circulation. The report and information contained herein is strictly confidential and may not be altered in any way, transmitted to, copied or distributed, in part or in whole, to any other person or to the media or reproduced in any form, without prior written consent of MOFSL. The report is based on the facts, figures and information that are considered true, correct, reliable and accurate. The intent of this report is not recommendatory in nature. The information is obtained from publicly available media or other sources believed to be reliable. Such information has not been independently verified and no guaranty, representation of warranty, express or implied, is made as to its accuracy, completeness or correctness. All such information and opinions are subject to change without notice. The report is prepared solely for informational purpose and does not constitute an offer document or solicitation of offer to buy or sell or subscribe for securities or other financial instruments for the clients. Though disseminated to all the customers simultaneously, not all customers may receive this report at the same time. MOFSL will not treat recipients as customers by virtue of their receiving this report.

Analyst Certification

The views expressed in this research report accurately reflect the personal views of the analyst(s) about the subject securities or issues, and no part of the compensation of the research analyst(s) was, is, or will be directly or indirectly related to the specific recommendations and views expressed by research analyst(s) in this report.

Disclosure of Interest Statement

Analyst ownership of the stock	No
--------------------------------	----

A graph of daily closing prices of securities is available at www.nseindia.com, www.bseindia.com. Research Analyst views on Subject Company may vary based on Fundamental research and Technical Research. Proprietary trading desk of MOFSL or its associates maintains arm's length distance with Research Team as all the activities are segregated from MOFSL research activity and therefore it can have an independent view with regards to subject company for which Research Team have expressed their views.

Investment in securities market are subject to market risks, read all the related documents carefully before investing.

Regional Disclosures (outside India)

This report is not directed or intended for distribution to or use by any person or entity resident in a state, country or any jurisdiction, where such distribution, publication, availability or use would be contrary to law, regulation or which would subject MOFSL & its group companies to registration or licensing requirements within such jurisdictions.

For Hong Kong:

This report is distributed in Hong Kong by Motilal Oswal capital Markets (Hong Kong) Private Limited, a licensed corporation (CE AYY-301) licensed and regulated by the Hong Kong Securities and Futures Commission (SFC) pursuant to the Securities and Futures Ordinance (Chapter 571 of the Laws of Hong Kong) “SFO”. As per SEBI (Research Analyst Regulations) 2014 Motilal Oswal Financial Services Limited (SEBI Reg No. INH000000412) has an agreement with Motilal Oswal capital Markets (Hong Kong) Private Limited for distribution of research report in Hong Kong. This report is intended for distribution only to “Professional Investors” as defined in Part I of Schedule 1 to SFO. Any investment or investment activity to which this document relates is only available to professional investor and will be engaged only with professional investors.” Nothing here is an offer or solicitation of these securities, products and services in any jurisdiction where their offer or sale is not qualified or exempt from registration. The Indian Analyst(s) who compile this report is/are not located in Hong Kong & are not conducting Research Analysis in Hong Kong.

For U.S.

MOTILAL Oswal Financial Services Limited (MOFSL) is not a registered broker - dealer under the U.S. Securities Exchange Act of 1934, as amended (the "1934 act") and under applicable state laws in the United States. In addition MOFSL is not a registered investment adviser under the U.S. Investment Advisers Act of 1940, as amended (the "Advisers Act" and together with the 1934 Act, the "Acts), and under applicable state laws in the United States. Accordingly, in the absence of specific exemption under the Acts, any brokerage and investment services provided by MOFSL, including the products and services described herein are not available to or intended for U.S. persons. This report is intended for distribution only to "Major Institutional Investors" as defined by Rule 15a-6(b)(4) of the Exchange Act and interpretations thereof by SEC (henceforth referred to as "major institutional investors"). This document must not be acted on or relied on by persons who are not major institutional investors. Any investment or investment activity to which this document relates is only available to major institutional investors and will be engaged in only with major institutional investors. In reliance on the exemption from registration provided by Rule 15a-6 of the U.S. Securities Exchange Act of 1934, as amended (the "Exchange Act") and interpretations thereof by the U.S. Securities and Exchange Commission ("SEC") in order to conduct business with Institutional Investors based in the U.S., MOFSL has entered into a chaperoning agreement with a U.S. registered broker-dealer, Motilal Oswal Securities International Private Limited. ("MOSIPL"). Any business interaction pursuant to this report will have to be executed within the provisions of this chaperoning agreement.

The Research Analysts contributing to the report may not be registered /qualified as research analyst with FINRA. Such research analyst may not be associated persons of the U.S. registered broker-dealer, MOSIPL, and therefore, may not be subject to NASD rule 2711 and NYSE Rule 472 restrictions on communication with a subject company, public appearances and trading securities held by a research analyst account.

For Singapore

In Singapore, this report is being distributed by Motilal Oswal Capital Markets (Singapore) Pte. Ltd. (“MOCMSPL”) (UEN 201129401Z), which is a holder of a capital markets services license and an exempt financial adviser in Singapore.This report is distributed solely to persons who (a) qualify as “institutional investors” as defined in section 4A(1)(c) of the Securities and Futures Act of Singapore (“SFA”) or (b) are considered "accredited investors" as defined in section 2(1) of the Financial Advisers Regulations of Singapore read with section 4A(1)(a) of the SFA. Accordingly, if a recipient is neither an “institutional investor” nor an “accredited investor”, they must immediately discontinue any use of this Report and inform MOCMSPL .

In respect of any matter arising from or in connection with the research you could contact the following representatives of MOCMSPL. In case of grievances for any of the services rendered by MOCMSPL write to grievances@motilaloswal.com.

Nainesh Rajani
Email: nainesh.rajani@motilaloswal.com
Contact: (+65) 8328 0276

Disclaimer:

This report is intended for distribution to Retail Investors.

The report and information contained herein is strictly confidential and meant solely for the selected recipient and may not be altered in any way, transmitted to, copied or distributed, in part or in whole, to any other person or to the media or reproduced in any form, without prior written consent. This report and information herein is solely for informational purpose and may not be used or considered as an offer document or solicitation of offer to buy or sell or subscribe for securities or other financial instruments. Nothing in this report constitutes investment, legal, accounting and tax advice or a representation that any investment or strategy is suitable or appropriate to your specific circumstances. The securities discussed and opinions expressed in this report may not be suitable for all investors, who must make their own investment decisions, based on their own investment objectives, financial positions and needs of specific recipient. This may not be taken in substitution for the exercise of independent judgment by any recipient. Each recipient of this document should make such investigations as it deems necessary to arrive at an independent evaluation of an investment in the securities of companies referred to in this document (including the merits and risks involved), and should consult its own advisors to determine the merits and risks of such an investment. The investment discussed or views expressed may not be suitable for all investors. Certain transactions -including those involving futures, options, another derivative products as well as non-investment grade securities - involve substantial risk and are not suitable for all investors. No representation or warranty, express or implied, is made as to the accuracy, completeness or fairness of the information and opinions contained in this document. The Disclosures of Interest Statement incorporated in this document is provided solely to enhance the transparency and should not be treated as endorsement of the views expressed in the report. This information is subject to change without any prior notice. The Company reserves the right to make modifications and alternations to this statement as may be required from time to time without any prior approval. MOFSL, its associates, their directors and the employees may from time to time, effect or have effected an own account transaction in, or deal as principal or agent in or for the securities mentioned in this document. They may perform or seek to perform investment banking or other services for, or solicit investment banking or other business from, any company referred to in this report. Each of these entities functions as a separate, distinct and independent of each other. The recipient should take this into account before interpreting the document. This report has been prepared on the basis of information that is already available in publicly accessible media or developed through analysis of MOFSL. The views expressed are those of the analyst, and the Company may or may not subscribe to all the views expressed therein. This document is being supplied to you solely for your information and may not be reproduced, redistributed or passed on, directly or indirectly, to any other person or published, copied, in whole or in part, for any purpose. This report is not directed or intended for distribution to, or use by, any person or entity who is a citizen or resident of or located in any locality, state, country or other jurisdiction, where such distribution, publication, availability or use would be contrary to law, regulation or which would subject MOFSL to any registration or licensing requirement within such jurisdiction. The securities described herein may or may not be eligible for sale in all jurisdictions or to certain category of investors. Persons in whose possession this document may come are required to inform themselves of and to observe such restriction. Neither the Firm, not its directors, employees, agents or representatives shall be liable for any damages whether direct or indirect, incidental, special or consequential including lost revenue or lost profits that may arise from or in connection with the use of the information. The person accessing this information specifically agrees to exempt MOFSL or any of its affiliates or employees from, any and all responsibility/liability arising from such misuse and agrees not to hold MOFSL or any of its affiliates or employees responsible for any such misuse and further agrees to hold MOFSL or any of its affiliates or employees free and harmless from all losses, costs, damages, expenses that may be` suffered by the person accessing this information due to any errors and delays.

This report is meant for the clients of Motilal Oswal only.

Investment in securities market are subject to market risks. Read all the related documents carefully before investing.

Registration granted by SEBI, enlistment as RA with Exchange and certification from NISM in no way guarantee performance of the intermediary or provide any assurance of returns to investors

Registered Office Address: Motilal Oswal Tower, Rahimtullah Sayani Road, Opposite Parel ST Depot, Prabhadevi, Mumbai-400025; Tel No.: 022 - 71934200 / 71934263; www.motilaloswal.com. Correspondence Address: Palm Spring Centre, 2nd Floor, Palm Court Complex, New Link Road, Malad (West), Mumbai- 400 064. Tel No: 022 71881000. Details of Compliance Officer: Neeraj Agarwal, Email Id: na@motilaloswal.com, Contact No.:022-40548085.

Grievance Redressal Cell:			
Contact Person	Contact No.	Email ID	
Ms. Hemangi Date	022 40548000 / 022 67490600	query@motilaloswal.com	
Ms. Kumud Upadhyay	022 40548082	servicehead@motilaloswal.com	
Mr. Ajay Menon	022 40548083	am@motilaloswal.com	
Mr. Neeraj Agarwal	022 40548085	na@motilaloswal.com	
Mr. Siddhartha Khemka	022 50362452	po.research@motilaloswal.com	

Registration details of group entities.: Motilal Oswal Financial Services Ltd. (MOFSL): INZ000158836 (BSE/NSE/MCX/NCDEX); CDSL and NSDL: IN-DP-16-2015; Research Analyst: INH000000412, BSE enlistment no. 5028, AMFI registered Mutual Fund Distributor and SIF Distributor: ARN .: 146822. IRDA Corporate Agent – CA0579, APMI: APRN00233. Motilal Oswal Financial Services Ltd. is a distributor of Mutual Funds, PMS, Fixed Deposit, Insurance, Bond, NCDs and IPO products. Customer having any query/feedback/ clarification may write to query@motilaloswal.com. In case of grievances for any of the services rendered by Motilal Oswal Financial Services Limited (MOFSL) write to grievances@motilaloswal.com, for DP to dpgrievances@motilaloswal.com.

Investment in securities market are subject to market risks, read all the related documents carefully before investing.