



Solid Research
Solid Relationships

Fundamental Outlook

Global Market Setup

- US markets closed **flat to positive** on the first trading day of the year with Chip stocks outperforming while broader indices remained range bound.
- Dow closed with a **gain of +0.7%**, S&P 500 closed **+0.2% higher** and Nasdaq ended flat.
- The **European indices** also closed flat to positive
- **Dow futures** are currently trading with **gains of ~55 points (+0.1%)**
- **Asian indices** are trading with **gains of 1%- 2%**

Global Cues: **Positive**

Indian Market Setup

Indian equities ended on a strong note, with both Nifty50 and Nifty bank making fresh all-time highs amid upbeat business updates lifting expectations for Q3FY26 earnings and boosting investor sentiment.

- **Nifty50** closed **with gains of 182 points at 26,329 (+0.7%).**
- **Nifty Midcap100 and Smallcap100 were up by 1% and 0.7% respectively.**
- **FIIIs: +290cr; DIIs: +₹677cr**
- **GIFT Nifty** is currently trading **+0.3% higher (75 points up)**

Domestic Cues: Positive

Stocks in News

Coal India-The company's subsidiary, Bharat Coking Coal (BCCL), will launch a Rs 1,071-crore IPO on January 5-Jan-26 with a price band of Rs 21–23 per share.

View: Positive

Dixon Technologies's subsidiaries, Kunshan Q Tech Microelectronics (India) and Dixon Electroconnect, have been granted approval by the GOI under the Electronics Component Manufacturing Scheme for the manufacturing of Camera Module Sub-assemblies and Optical Transceiver-SFPs, respectively.

View: Positive

Kiri Industries- The company has received the full consideration of \$689.03 million following the sale of its entire 37.57% stake in DyStar Global Holdings (Singapore) Pte Ltd, marking the successful conclusion of a long-running legal dispute before the Singapore courts.

View: Positive

Fundamental Actionable Idea

AU Small Finance

CMP INR999 TP INR 1150, 15% Upside; Buy, MTF Stock

- Q3FY26 Business Update: Another quarter of strong growth; CD ratio increases.
- AUBANK has reported a solid 6.5% QoQ (+24% YoY) growth in gross advances to ~INR1.25t. Growth stood higher than our estimate of net advances at 22.3% YoY/ 5.2% QoQ.
- Deposit growth too stood robust at 4.5% QoQ/ 23.3% YoY to reach INR1.38t. Largely inline to our estimate of deposits growth at 24.1% YoY/ 5.2% QoQ. CASA deposits growth slightly lower at 2.5% QoQ (+16.1% YoY) to INR399.5b. As a result CASA ratio declined to 28.9% vs 29.4% as of 2QFY26.
- Overall, business growth stood robust led by better than expected growth in gross advances. Deposits growth continued to maintain its traction, although CASA growth was lower. Thus CD ratio (based on gross advances) increased to 90.5% vs 88.7% in 2QFY26, led by faster growth in gross advances.

View: Buy

Fundamental Actionable Idea

Ultratech Cement

CMP INR 11900, TP INR 14,460, 22% Upside; Buy, MTF Stock

- As per various channel checks, cement volumes have witnessed a strong recovery during the month of December. Channel checks suggest price increase of Rs 30-35/bag in the non-trade segment across South, East, and West. Price hikes of Rs 10-15/bag have been communicated in the trade segment across regions
- Additionally, Ultratech recently announced commissioning of additional cement capacity at its various locations, leading to an increased production capacity of 1.8 mtpa taking total capacity at 194 mtpa.
- We estimate a CAGR of 13%/23%/27% in consolidated revenue/EBITDA/PAT over FY25-FY28. We estimate its consolidated volume CAGR at ~11% and EBITDA/t of INR1,090/INR1,206/INR1,260 in FY26/FY27/FY28E vs. INR924 in FY25. UTCCEM's improved earnings, return ratios, and low-cost expansions warrant a higher valuation multiple.

View: BUY

Midcap Banking Stars Basket

Indian banking sector is witnessing renewed optimism amid upbeat Q3 FY26 business updates. Nifty Bank reached an all-time high of 60,152 during Friday’s session. Thus re-iterating our Midcap Banking Stars Basket.

Time Frame: 12 months	Review: Monthly	Upside: 15 - 20%	Risk: High	Benchmark: Nifty 200
Script		CMP as on 28 th Oct 2025	Weightage (%)	
Indian Bank		855	20	
AU Small Finance Bank		880	20	
IDFC First Bank		79	20	
Federal Bank		235	20	
RBL Bank		325	20	

Weightage Rationale: We have assigned equal weightage to all the stocks in the basket as we expect equal growth opportunity in each of them.

Focus Investment Ideas

All Stocks Available in MTF

Duration : 1 Year Horizon

Stock Name	Rating	CMP (Rs)	Target (Rs)	Upside (%)
HCL Tech	Buy	1,640	2,150	31%
ICICI Bank	Buy	1,355	1,700	25%
Bharat Electronics	Buy	403	500	24%
Zydus Wellness	Buy	470	575	22%
KEI Industries	Buy	4,510	4,960	10%

Technical Outlook

Nifty Technical Outlook

5-Jan-26

NIFTY (CMP : 26328) Nifty immediate support is at 26200 then 26100 zones while resistance at 26500 then 26600 zones. Now it has to hold above 26250 zones for an up move towards 26500 and 26600 zones while supports can be seen at 26200 then 26100 zones.

1-Nifty50 - 02/01/26



Investment in securities market are subject to market risks, read all the related documents carefully before investing.

Bank Nifty Technical Outlook

5-Jan-26

BANK NIFTY (CMP : 60150) Bank Nifty support is at 60000 then 59750 zones while resistance at 60500 then 60750 zones. Now it has to hold above 60000 zones for an up move towards new record high 60500 then 60750 zones while on the downside support is seen at 60000 then 59750 levels.

1-Niftybank - 02/01/26



Investment in securities market are subject to market risks, read all the related documents carefully before investing.

Sensex Technical Outlook

5-Jan-26

Sensex (CMP : 85762) Sensex support is at 85400 then 85200 zones while resistance at 86000 then 86200 zones. Now it has to hold above 85500 zones for an up move towards 86000 then 86200 zones while on the downside supports are seen at 85400 then 85200 levels.



Investment in securities market are subject to market risks, read all the related documents carefully before investing.

Midcap100 Index Technical Outlook

5-Jan-26



Nifty Midcap100 Stats	
Advance	Decline
74	26

- Range breakout at “All Time High” zones.

Smallcap250 Index Technical Outlook

5-Jan-26






Nifty SmallCap250 Stats

Advance	Decline
188	62

- Hovering around 50 DEMA hurdle zones.

Sectoral Performance

5-Jan-26



	Closing	% Change					
Indices	02-Jan	1-day	2-days	3-days	5-days		
NIFTY 50	26329	0.70%	0.76%	1.50%	1.10%		
NIFTY BANK	60151	0.74%	0.96%	1.66%	1.93%		
NIFTY MIDCAP 100	61366	1.01%	1.46%	2.42%	1.74%		
NIFTY SMALLCAP 250	16796	0.77%	0.67%	1.84%	1.09%		
NIFTY FINANCIAL SERVICES	27899	0.84%	1.04%	1.89%	1.71%		
NIFTY PRIVATE BANK	28903	0.40%	0.63%	1.65%	1.76%		
NIFTY PSU BANK	8700	1.50%	1.95%	3.18%	4.98%		
NIFTY IT	38320	0.39%	1.15%	0.85%	-0.65%		
NIFTY FMCG	53079	-1.19%	-4.32%	-3.55%	-3.72%		
NIFTY OIL & GAS	12340	0.88%	0.89%	3.57%	3.19%		
NIFTY PHARMA	22791	0.70%	0.30%	1.11%	0.47%		
NIFTY AUTO	28804	1.13%	2.18%	3.28%	3.83%		
NIFTY METAL	11422	1.47%	2.28%	3.76%	5.70%		
NIFTY REALTY	899	1.52%	2.37%	3.33%	1.77%		
NIFTY INDIA DEFENCE	7787	0.77%	0.51%	1.86%	0.16%		

- Among the Sectoral Indices Nifty Realty, Metal & PSU Bank showed relative outperformance while weakness was seen in Nifty FMCG.

Technical – Conviction Delivery Idea

5-Jan-26

BHEL

(Mcap ₹ 1,04,288 Cr.)

F&O Stock, MTF stock

- Trendline breakout and headed up.
- Strong bodied bullish candle.
- Respecting 50 DEMA support zones.
- Rising traded volumes visible.
- RSI momentum indicator positively placed.
- We recommend to buy the stock at CMP ₹300 with a SL of ₹288 and a TGT of ₹322.

RECOs	CMP	SL	TARGET	DURATION
BUY	300	288	322	1 Week



Technical Stocks On Radar

CHOLAFIN

(CMP: 1781 , Mcap ₹ 1,50,299 Cr.)

F&O Stock, MTF stock

- Range breakout at “ATH” zones.
- Formed a base around its 50 DEMA.
- High volumes on up moves.
- RSI indicator positively placed.
- Immediate support at 1720.



TORNTPOWER

(CMP: 1399, Mcap ₹ 70,516 Cr.)

F&O Stock, MTF stock

- Consolidation breakout on daily chart.
- Strong bodied bullish candle.
- Surge in traded volumes.
- RSI momentum indicator rising.
- Immediate support at 1340.



Technical Chart Pattern for the Day

UNOMINDA (Mcap ₹ 76,240 Cr.) (CMP : 1321) F&O Stock, MTF stock

5-Jan-26



- “Symmetrical Triangle” pattern Breakout; Support : 1270 , Resistance : 1380

Derivative Outlook

Nifty : Option Data

5-Jan-26

- Maximum Call OI is at 26300 then 26500 strike while Maximum Put OI is at 26200 then 26300 strike.
- Call writing is seen at 26300 then 26500 strike while Put writing is seen at 26300 then 26500 strike.
- Option data suggests a broader trading range in between 25800 to 26700 zones while an immediate range between 26100 to 26500 levels.




Investment in securities market are subject to market risks, read all the related documents carefully before investing.

Option - Buying side strategy

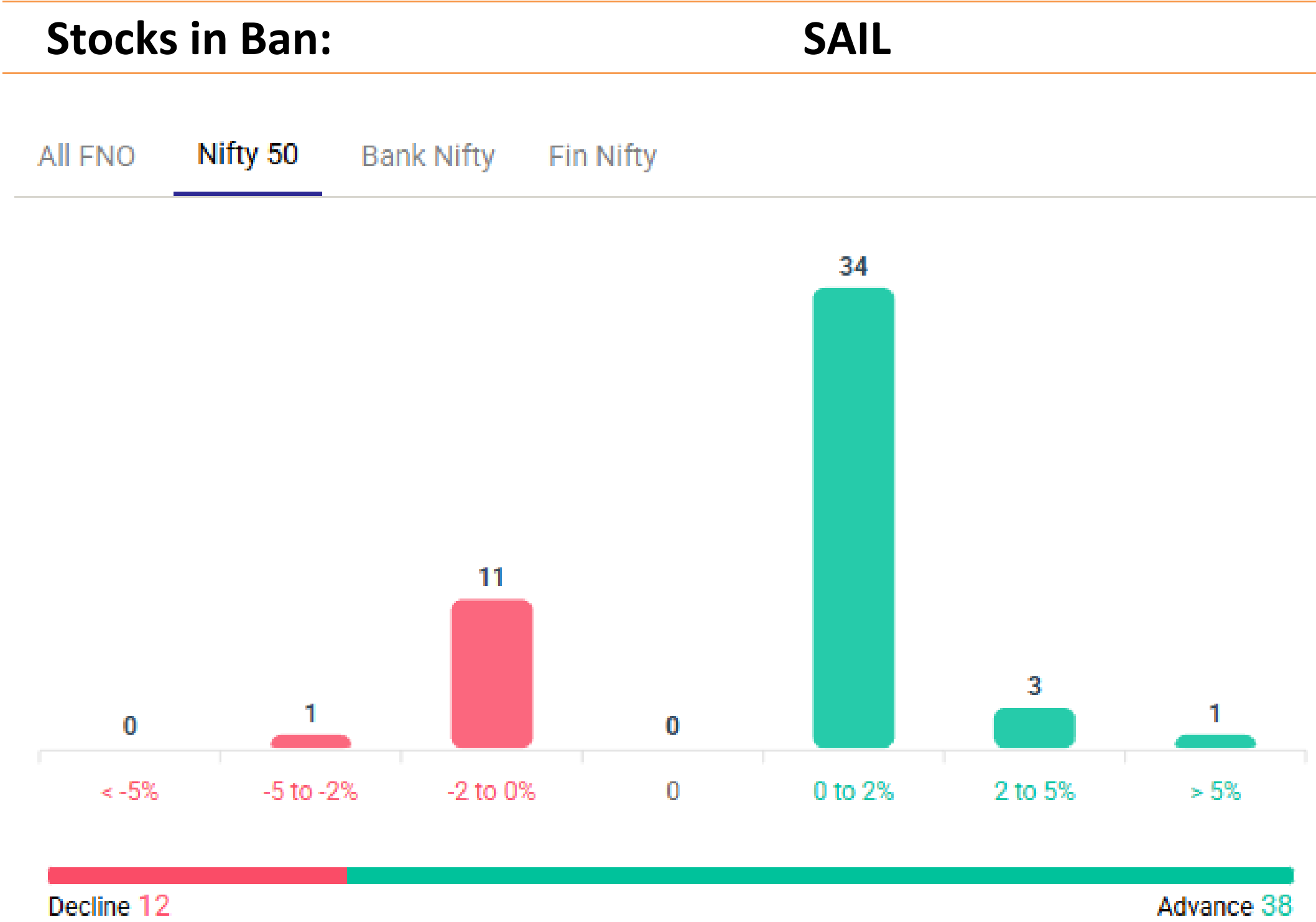
Index	Single Leg Buying	Multi Leg Strategy
Nifty (Weekly)	26350 CE if it holds above 26250	Bull call Spread (Buy 26400 CE and Sell 26500 CE) at net premium cost of 25-30 points
Sensex (Weekly)	85800 CE till it holds above 85500	Bull call Spread (Buy 85800 CE and Sell 86000 CE) at net premium cost of 50-60 points
Bank Nifty (Monthly)	61000 CE till it holds above 60000	Bull call Spread (Buy 60500 CE and Sell 61000 CE) at net premium cost of 220-230 points

Option - Selling side strategy

Index	Writing
Nifty (Weekly)	26100 PE & 26550 CE
Sensex (Weekly)	84500 PE & 86800 CE
Bank Nifty (Monthly)	58100 PE & 62200 CE

Weekly Option Range for Option Writers based on Different Confidence Band								
Date		5-Jan-26	Weekly Expiry		6-Jan-26	Days to weekly expiry		2
								
Nifty		26329	India VIX		9.5			
Confidence Band	Probability	% Away From Spot	Range				Total Premium (Put + Call)	Types of Trades
			Put	Premium	Call	Premium		
1.00	68%	± 0.5%	26200	23	26500	16	39	Aggressive
1.50	87%	± 0.7%	26150	16	26550	9	26	Neutral
1.75	92%	± 0.9%	26100	12	26600	6	17	Conservative
Date		5-Jan-26	Monthly Expiry		27-Jan-26	Days to weekly expiry		16
Bank Nifty		60151						
Confidence Band	Probability	% Away From Spot	Range				Total Premium (Put + Call)	Types of Trades
			Put	Premium	Call	Premium		
1.00	68%	± 1.9%	59000	188	61400	214	402	Aggressive
1.25	79%	± 2.4%	58700	141	61700	149	290	Less Aggressive
1.50	87%	± 2.9%	58400	107	62000	103	210	Neutral
1.75	92%	± 3.6%	58000	76	62400	61	137	Conservative
2.00	95%	± 4.1%	57700	57	62700	44	100	Most Conservative
Investments in securities markets are subject to market risks. Please read all related documents carefully.								

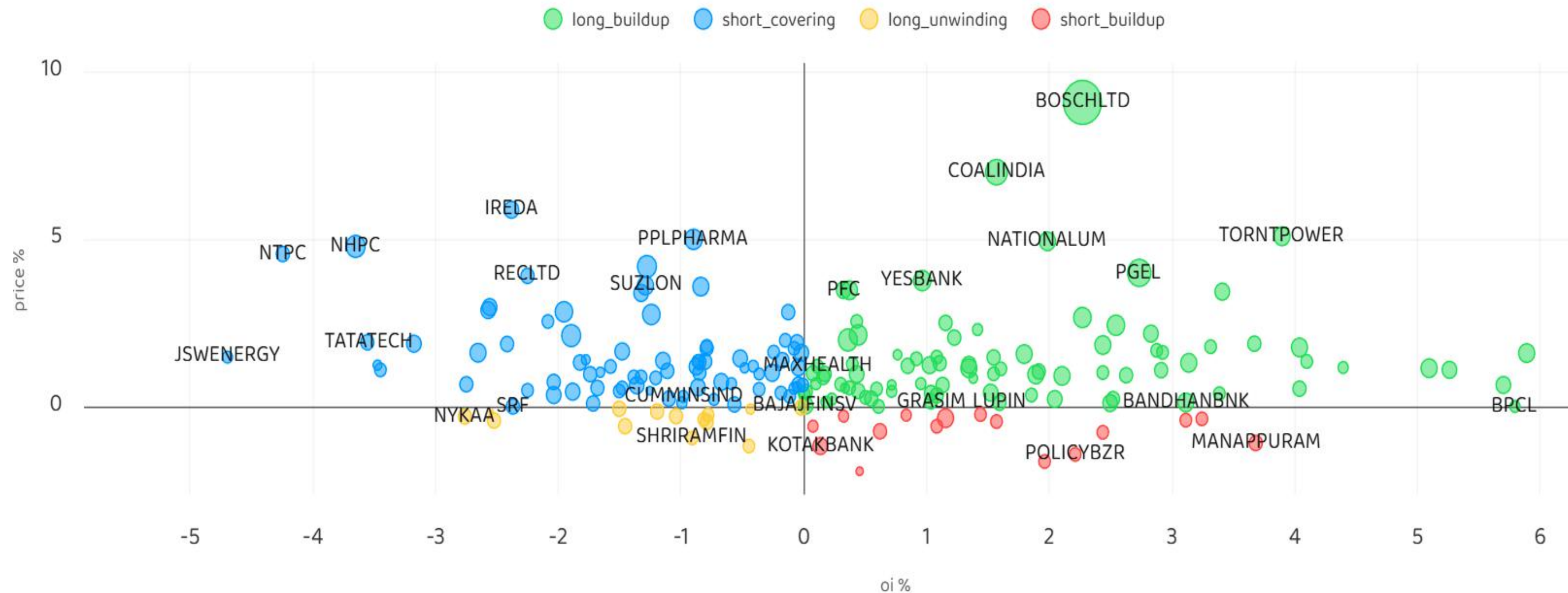
Nifty Advance Decline & Ban update



Investment in securities market are subject to market risks, read all the related documents carefully before investing.

Stocks : Derivatives Outlook

5-Jan-26



Investment in securities market are subject to market risks, read all the related documents carefully before investing.

Stocks : Options on radar

Stock	Call Strike	Trade	Buying Range	SL	TGT	Logic
HINDZINC	630 CE	Buy	27-28	25	32	Short covering
HINDALCO	930 CE	Buy	21-22	18	28	Short covering
PAYTM	1360 CE	Buy	34-35	31	41	Long build up

Stock	Put Strike	Trade	Buying Range	SL	TGT	Logic
COFORGE	1640 PE	Buy	45-46	39	58	Short build up
INDIGO	5100 PE	Buy	105-106	87	140	Long unwinding

Quant Outlook

Quant Intraday Sell Ideas

What is this?

Based on technical indicators this strategy gives 2 stocks that have a high likelihood to fall during the day (from open to close). This is an intraday Sell strategy which can provide a good cushioning during a black swan event.

Today's **Sell** Ideas:

Stock Names	Close Price	SL (1%)	TP (1%)
SUZLON (Sell)	54.28	54.82	53.74
TATAELXSI (Sell)	5337.5	5390.9	5284.1

What are the rules?

- Stock names will be given at market open (9:15 am)
- Recommended time to entry: between 9:15 to 9:30 am.
- Entry: We short 2 stocks daily (intraday)
- Exit: we will exit at 3:15 as this is an intraday call
- SL: is placed at 1% of the open.
- Book profit: At 1% fall since open.
- In special situations the book profit might be delayed if the stock is in free fall.

Siddhartha Khemka
Head – Retail Research

Chandan Taparia, CMT, CFTE
Head – Derivatives & Technical Research

Ruchit Jain
Head – Technical Research

Disclosures:

The following Disclosures are being made in compliance with the SEBI Research Analyst Regulations 2014 (herein after referred to as the Regulations).

Motilal Oswal Financial Services Ltd. (MOFSL) is a SEBI Registered Research Analyst having registration no. INH000000412 and BSE enlistment no. 5028. MOFSL, the Research Entity (RE) as defined in the Regulations, is engaged in the business of providing Stock broking services, Depository participant services & distribution of various financial products. MOFSL is a listed public company, the details in respect of which are available on www.motilaloswal.com. MOFSL is registered with the Securities & Exchange Board of India (SEBI) and is a registered Trading Member with National Stock Exchange of India Ltd. (NSE) and Bombay Stock Exchange Limited (BSE), Multi Commodity Exchange of India Limited (MCX) and National Commodity & Derivatives Exchange Limited (NCDEX) for its stock broking activities & is Depository participant with Central Depository Services Limited (CDSL) National Securities Depository Limited (NSDL), NERL, COMRIS and CCRL and is member of Association of Mutual Funds of India (AMFI) for distribution of financial products and Insurance Regulatory & Development Authority of India (IRDA) as Corporate Agent for insurance products and is a member of Association of Portfolio Managers in India (APMI) for distribution of PMS products. Details of associate entities of Motilal Oswal Financial Services Ltd. are available on the website at <http://onlinereports.motilaloswal.com/Dormant/documents/Associate%20Details.pdf>

Details of pending Enquiry Proceedings of Motilal Oswal Financial Services Limited are available on the website at <https://galaxy.motilaloswal.com/ResearchAnalyst/PublishViewLitigation.aspx>. As per Regulatory requirements, Research Audit Report is uploaded on www.motilaloswal.com > MOFSL-Important Links > MOFSL Research Analyst Compliance Audit Report.

MOFSL, its associates, Research Analyst or their relatives may have any financial interest in the subject company. MOFSL and/or its associates and/or Research Analyst or their relatives may have actual beneficial ownership of 1% or more securities in the subject company at the end of the month immediately preceding the date of publication of the Research Report or date of the public appearance. MOFSL and its associate company(ies), their directors and Research Analyst and their relatives may have any other potential conflict of interests at the time of publication of the research report or at the time of public appearance, however the same shall have no bearing whatsoever on the specific recommendations made by the analyst(s), as the recommendations made by the analyst(s) are completely independent of the views of the associates of MOFSL even though there might exist an inherent conflict of interest in some of the stocks mentioned in the research report..

In the past 12 months, MOFSL or any of its associates may have:

- a) received any compensation/other benefits from the subject company of this report
- b) managed or co-managed public offering of securities from subject company of this research report,
- c) received compensation for investment banking or merchant banking or brokerage services from subject company of this research report,
- d) received compensation for products or services other than investment banking or merchant banking or brokerage services from the subject company of this research report.

- MOFSL and its associates have not received any compensation or other benefits from the subject company or third party in connection with the research report.
- Subject Company may have been a client of MOFSL or its associates during twelve months preceding the date of distribution of the research report.
- Research Analyst may have served as director/officer/employee in the subject company.
- MOFSL and research analyst may engage in market making activity for the subject company.

MOFSL and its associate company(ies), and Research Analyst and their relatives from time to time may have:

a) a long or short position in, act as principal in, and buy or sell the securities or derivatives thereof of companies mentioned herein.

(b) be engaged in any other transaction involving such securities and earn brokerage or other compensation or act as a market maker in the financial instruments of the company(ies) discussed herein or act as an advisor or lender/borrower to such company(ies) or may have any other potential conflict of interests with respect to any recommendation and other related information and opinions.; however the same shall have no bearing whatsoever on the specific recommendations made by the analyst(s), as the recommendations made by the analyst(s) are completely independent of the views of the associates of MOFSL even though there might exist an inherent conflict of interest in some of the stocks mentioned in the research report.

Above disclosures include beneficial holdings lying in demat account of MOFSL which are opened for proprietary investments only. While calculating beneficial holdings, It does not consider demat accounts which are opened in name of MOFSL for other purposes (i.e holding client securities, collaterals, error trades etc.). MOFSL also earns DP income from clients which are not considered in above disclosures.

To enhance transparency, MOFSL has incorporated a Disclosure of Interest Statement in this document. This should, however, not be treated as endorsement of the views expressed in the report. MOFSL and / or its affiliates do and seek to do business including investment banking with companies covered in its research reports. As a result, the recipients of this report should be aware that MOFSL may have a potential conflict of interest that may affect the objectivity of this report.

Terms & Conditions:

This report has been prepared by MOFSL and is meant for sole use by the recipient and not for circulation. The report and information contained herein is strictly confidential and may not be altered in any way, transmitted to, copied or distributed, in part or in whole, to any other person or to the media or reproduced in any form, without prior written consent of MOFSL. The report is based on the facts, figures and information that are considered true, correct, reliable and accurate. The intent of this report is not recommendatory in nature. The information is obtained from publicly available media or other sources believed to be reliable. Such information has not been independently verified and no guaranty, representation of warranty, express or implied, is made as to its accuracy, completeness or correctness. All such information and opinions are subject to change without notice. The report is prepared solely for informational purpose and does not constitute an offer document or solicitation of offer to buy or sell or subscribe for securities or other financial instruments for the clients. Though disseminated to all the customers simultaneously, not all customers may receive this report at the same time. MOFSL will not treat recipients as customers by virtue of their receiving this report.

Analyst Certification

The views expressed in this research report accurately reflect the personal views of the analyst(s) about the subject securities or issues, and no part of the compensation of the research analyst(s) was, is, or will be directly or indirectly related to the specific recommendations and views expressed by research analyst(s) in this report.

Disclosure of Interest Statement

Analyst ownership of the stock	No
--------------------------------	----

A graph of daily closing prices of securities is available at www.nseindia.com, www.bseindia.com. Research Analyst views on Subject Company may vary based on Fundamental research and Technical Research. Proprietary trading desk of MOFSL or its associates maintains arm's length distance with Research Team as all the activities are segregated from MOFSL research activity and therefore it can have an independent view with regards to subject company for which Research Team have expressed their views.

Investment in securities market are subject to market risks, read all the related documents carefully before investing.

Regional Disclosures (outside India)

This report is not directed or intended for distribution to or use by any person or entity resident in a state, country or any jurisdiction, where such distribution, publication, availability or use would be contrary to law, regulation or which would subject MOFSL & its group companies to registration or licensing requirements within such jurisdictions.

For Hong Kong:

This report is distributed in Hong Kong by Motilal Oswal capital Markets (Hong Kong) Private Limited, a licensed corporation (CE AYY-301) licensed and regulated by the Hong Kong Securities and Futures Commission (SFC) pursuant to the Securities and Futures Ordinance (Chapter 571 of the Laws of Hong Kong) “SFO”. As per SEBI (Research Analyst Regulations) 2014 Motilal Oswal Financial Services Limited (SEBI Reg No. INH000000412) has an agreement with Motilal Oswal capital Markets (Hong Kong) Private Limited for distribution of research report in Hong Kong. This report is intended for distribution only to “Professional Investors” as defined in Part I of Schedule 1 to SFO. Any investment or investment activity to which this document relates is only available to professional investor and will be engaged only with professional investors.” Nothing here is an offer or solicitation of these securities, products and services in any jurisdiction where their offer or sale is not qualified or exempt from registration. The Indian Analyst(s) who compile this report is/are not located in Hong Kong & are not conducting Research Analysis in Hong Kong.

For U.S.

MOTILAL Oswal Financial Services Limited (MOFSL) is not a registered broker - dealer under the U.S. Securities Exchange Act of 1934, as amended (the "1934 act") and under applicable state laws in the United States. In addition MOFSL is not a registered investment adviser under the U.S. Investment Advisers Act of 1940, as amended (the "Advisers Act" and together with the 1934 Act, the "Acts), and under applicable state laws in the United States. Accordingly, in the absence of specific exemption under the Acts, any brokerage and investment services provided by MOFSL, including the products and services described herein are not available to or intended for U.S. persons. This report is intended for distribution only to "Major Institutional Investors" as defined by Rule 15a-6(b)(4) of the Exchange Act and interpretations thereof by SEC (henceforth referred to as "major institutional investors"). This document must not be acted on or relied on by persons who are not major institutional investors. Any investment or investment activity to which this document relates is only available to major institutional investors and will be engaged in only with major institutional investors. In reliance on the exemption from registration provided by Rule 15a-6 of the U.S. Securities Exchange Act of 1934, as amended (the "Exchange Act") and interpretations thereof by the U.S. Securities and Exchange Commission ("SEC") in order to conduct business with Institutional Investors based in the U.S., MOFSL has entered into a chaperoning agreement with a U.S. registered broker-dealer, Motilal Oswal Securities International Private Limited. ("MOSIPL"). Any business interaction pursuant to this report will have to be executed within the provisions of this chaperoning agreement.

The Research Analysts contributing to the report may not be registered /qualified as research analyst with FINRA. Such research analyst may not be associated persons of the U.S. registered broker-dealer, MOSIPL, and therefore, may not be subject to NASD rule 2711 and NYSE Rule 472 restrictions on communication with a subject company, public appearances and trading securities held by a research analyst account.

For Singapore

In Singapore, this report is being distributed by Motilal Oswal Capital Markets (Singapore) Pte. Ltd. (“MOCMSPL”) (UEN 201129401Z), which is a holder of a capital markets services license and an exempt financial adviser in Singapore.This report is distributed solely to persons who (a) qualify as “institutional investors” as defined in section 4A(1)(c) of the Securities and Futures Act of Singapore (“SFA”) or (b) are considered "accredited investors" as defined in section 2(1) of the Financial Advisers Regulations of Singapore read with section 4A(1)(a) of the SFA. Accordingly, if a recipient is neither an “institutional investor” nor an “accredited investor”, they must immediately discontinue any use of this Report and inform MOCMSPL .

In respect of any matter arising from or in connection with the research you could contact the following representatives of MOCMSPL. In case of grievances for any of the services rendered by MOCMSPL write to grievances@motilaloswal.com.

Nainesh Rajani
Email: nainesh.rajani@motilaloswal.com
Contact: (+65) 8328 0276

Disclaimer:

This report is intended for distribution to Retail Investors.

The report and information contained herein is strictly confidential and meant solely for the selected recipient and may not be altered in any way, transmitted to, copied or distributed, in part or in whole, to any other person or to the media or reproduced in any form, without prior written consent. This report and information herein is solely for informational purpose and may not be used or considered as an offer document or solicitation of offer to buy or sell or subscribe for securities or other financial instruments. Nothing in this report constitutes investment, legal, accounting and tax advice or a representation that any investment or strategy is suitable or appropriate to your specific circumstances. The securities discussed and opinions expressed in this report may not be suitable for all investors, who must make their own investment decisions, based on their own investment objectives, financial positions and needs of specific recipient. This may not be taken in substitution for the exercise of independent judgment by any recipient. Each recipient of this document should make such investigations as it deems necessary to arrive at an independent evaluation of an investment in the securities of companies referred to in this document (including the merits and risks involved), and should consult its own advisors to determine the merits and risks of such an investment. The investment discussed or views expressed may not be suitable for all investors. Certain transactions -including those involving futures, options, another derivative products as well as non-investment grade securities - involve substantial risk and are not suitable for all investors. No representation or warranty, express or implied, is made as to the accuracy, completeness or fairness of the information and opinions contained in this document. The Disclosures of Interest Statement incorporated in this document is provided solely to enhance the transparency and should not be treated as endorsement of the views expressed in the report. This information is subject to change without any prior notice. The Company reserves the right to make modifications and alternations to this statement as may be required from time to time without any prior approval. MOFSL, its associates, their directors and the employees may from time to time, effect or have effected an own account transaction in, or deal as principal or agent in or for the securities mentioned in this document. They may perform or seek to perform investment banking or other services for, or solicit investment banking or other business from, any company referred to in this report. Each of these entities functions as a separate, distinct and independent of each other. The recipient should take this into account before interpreting the document. This report has been prepared on the basis of information that is already available in publicly accessible media or developed through analysis of MOFSL. The views expressed are those of the analyst, and the Company may or may not subscribe to all the views expressed therein. This document is being supplied to you solely for your information and may not be reproduced, redistributed or passed on, directly or indirectly, to any other person or published, copied, in whole or in part, for any purpose. This report is not directed or intended for distribution to, or use by, any person or entity who is a citizen or resident of or located in any locality, state, country or other jurisdiction, where such distribution, publication, availability or use would be contrary to law, regulation or which would subject MOFSL to any registration or licensing requirement within such jurisdiction. The securities described herein may or may not be eligible for sale in all jurisdictions or to certain category of investors. Persons in whose possession this document may come are required to inform themselves of and to observe such restriction. Neither the Firm, not its directors, employees, agents or representatives shall be liable for any damages whether direct or indirect, incidental, special or consequential including lost revenue or lost profits that may arise from or in connection with the use of the information. The person accessing this information specifically agrees to exempt MOFSL or any of its affiliates or employees from, any and all responsibility/liability arising from such misuse and agrees not to hold MOFSL or any of its affiliates or employees responsible for any such misuse and further agrees to hold MOFSL or any of its affiliates or employees free and harmless from all losses, costs, damages, expenses that may be` suffered by the person accessing this information due to any errors and delays.

This report is meant for the clients of Motilal Oswal only.

Investment in securities market are subject to market risks. Read all the related documents carefully before investing.

Registration granted by SEBI, enlistment as RA with Exchange and certification from NISM in no way guarantee performance of the intermediary or provide any assurance of returns to investors

Registered Office Address: Motilal Oswal Tower, Rahimtullah Sayani Road, Opposite Parel ST Depot, Prabhadevi, Mumbai-400025; Tel No.: 022 - 71934200 / 71934263; www.motilaloswal.com. Correspondence Address: Palm Spring Centre, 2nd Floor, Palm Court Complex, New Link Road, Malad (West), Mumbai- 400 064. Tel No: 022 71881000. Details of Compliance Officer: Neeraj Agarwal, Email Id: na@motilaloswal.com, Contact No.:022-40548085.

Grievance Redressal Cell:

Contact Person	Contact No.	Email ID
Ms. Hemangi Date	022 40548000 / 022 67490600	query@motilaloswal.com
Ms. Kumud Upadhyay	022 40548082	servicehead@motilaloswal.com
Mr. Ajay Menon	022 40548083	am@motilaloswal.com
Mr. Neeraj Agarwal	022 40548085	na@motilaloswal.com
Mr. Siddhartha Khemka	022 50362452	po.research@motilaloswal.com

Registration details of group entities.: Motilal Oswal Financial Services Ltd. (MOFSL): INZ000158836 (BSE/NSE/MCX/NCDEX); CDSL and NSDL: IN-DP-16-2015; Research Analyst: INH000000412, BSE enlistment no. 5028, AMFI registered Mutual Fund Distributor and SIF Distributor: ARN .: 146822. IRDA Corporate Agent – CA0579, APMI: APRN00233. Motilal Oswal Financial Services Ltd. is a distributor of Mutual Funds, PMS, Fixed Deposit, Insurance, Bond, NCDs and IPO products.

Customer having any query/feedback/ clarification may write to query@motilaloswal.com. In case of grievances for any of the services rendered by Motilal Oswal Financial Services Limited (MOFSL) write to grievances@motilaloswal.com, for DP to dpgrievances@motilaloswal.com.

Investment in securities market are subject to market risks, read all the related documents carefully before investing.