

MO Advisor

January 2026



Thought for the month

“In the stock market, you don’t base your decisions on what the markets are doing, but on what you think is rational”

- Warren Buffett

Market Setup

- Market Outlook
- Equity Investment Ideas
- Technical & Derivatives Outlook
- Commodities Market Outlook
- Advisory Products

Benchmark Indices

Index	Dec-25	MoM(%)	YoY(%)
Sensex	85,220	-0.6	9.1
Nifty	26,129	-0.3	10.5

Economic Pulse

Key Indicators	Curr. Month(%)	Prev. Month(%)
IIP	0.4%	4.0%
CPI	0.71%	0.25%





Siddhartha Khemka
Sr. Group Vice President Head – Retail Research

Key Highlights

- Nifty gains 10.5% in 2025 – its 10th straight year of positive returns
- Nifty earnings expected to grow 8% YoY in Q3FY26
- Key Events: Q3 results, Union Budget 2026

Nifty ended its three-month winning streak in Dec'25, closing down -0.3% MoM, on amid uncertainty around India-US trade deal, lack of domestic triggers and profit booking after sustained gains in preceding months. Both Nifty Midcap 100 (-0.9% MoM) and Nifty Smallcap 100 (-0.7% MoM) underperformed in Dec'25.

Despite this, Indian equities managed to end CY25 with decent returns. Nifty50 touched a new high of 26,326 before ending CY25 at 26,130, up 10.5% - marking the 10th consecutive year of positive returns. Meanwhile, Nifty Midcap 100 delivered a modest ~6% return, while Nifty Smallcap100 declined ~6% for the year.

As we enter 2026, there is renewed optimism in the markets, supported by improving earnings momentum, supportive domestic macros, and strong domestic flows. Market focus will now shift towards the Q3FY26 earnings, while the Union Budget 2026 emerging as a key near-term trigger.

Bank Nifty reached an all-time high of 60,437 on 5th Jan'26, amid upbeat quarterly business updates from both public and private sector banks. Auto companies reported strong monthly volumes for Dec'25, driven by positive consumer sentiment post GST cuts, a strong festive and marriage season.

In Dec'25, the US Fed reduced interest rate by 25 bps to 3.50-3.75%, the lowest since 2022. RBI also reduced the repo-rate by 25 bps to 5.25%. India's CPI stood at 0.7% YoY in Nov'25 vs. 0.3% in Oct'25, well below the RBI's target range, making a case for an additional 25bps rate cut in Feb'26.

For 3QFY26, we expect MOFSL coverage universe (~340 companies) to deliver 16% YoY PAT growth – the strongest in the past eight quarters, while earnings for Nifty50 are estimated to grow at 8% YoY. Earnings growth is likely to be broad-based, led by Oil & Gas (+25% YoY), NBFC Lending (+26%), Automobiles (25%), Metals (+15%), Telecom (2.6x jump in profits), Capital Goods (+24%), Cement (+66%).

We remain optimistic on Indian equities, backed by expectations of healthy Q3 corporate earnings and supportive policy signals ahead of the Union Budget. We continue to prefer fundamentally strong businesses aligned with India's structural growth themes including Financials, Consumption, Manufacturing and Digital.

Focus Investment Ideas

- “Focus Investment Ideas” highlight our Top Picks for the month.
- The report contains Investment Ideas under both large-cap and midcap space, along with their valuation summary and rationales.

Large Cap	Mid cap
Bharti Airtel	AU Small Finance Bank
M&M	Max Financial
HCL Tech	Biocon
Bharat Electronics	JK Cement
Tata Steel	KEI Industries

To know more [click here](#)



MO Signature - Model Portfolio

Investment Characteristics

- **Balanced Allocation:** 45-60% Large Cap for stability and steady growth; 40-55% Mid/small Cap for higher growth potential.
- **Universe:** Portfolio is curated from our comprehensive Motilal Oswal Institutional coverage of 330+ companies, ensuring only the best ideas make the cut, backed by deep research and conviction.
- **Stock Selection:** Combining deep fundamental analysis with short-term market insights – including earnings, news, and event-driven triggers.
- **Strategic Sector Diversification:** Well-diversified across key sectors, aiming to balance risk and capture sector-specific opportunities.
- **Concentrated Portfolio:** 20 high-conviction stocks, each with 5% allocation to maximize upside while managing risk.
- **Monthly rebalancing:** Portfolio is reassessed every month to reflect new opportunities, earnings trends & macro shifts.
- **Benchmark:** Nifty 200 Index




QUALITY

Quality of business and quality of management of the company being evaluated for investment



GROWTH

Growth in the company's earning



LONGEVITY

Longevity of both superior quality and growth



PRICE

Favorable purchase price, the cornerstone of every sound investment decision

To know more [click here](#)

| Equity Portfolio Review

What is Equity Portfolio Review?

Equity Portfolio Review is a comprehensive report that analyzes your client's equity holdings and offers actionable insights. It evaluates each stock, reviews overall portfolio health, and suggests practical steps — whether to buy, hold, reduce, or exit. Think of it as a health check-up for your equity portfolio, backed by robust fundamental and quantitative research.

Why Equity Portfolio Review?

- Markets evolve — and portfolios must too. This review helps you:
- Spot top and underperforming stocks
- Rebalance based on sector, stock, or market cap exposure
- Align portfolios with the client's risk appetite
- Make informed, objective decisions
- Stay on track with long-term investment goals

How to Get Started:

- ✓ Using Equity Portfolio Review is simple:
- ✓ Login to Advisor Dashboard / Advisory Pro
- ✓ Enter the client code
- ✓ Select 'Portfolio Review'
- ✓ Choose risk profile – Aggressive, Conservative, or Low Risk
- ✓ Download the report instantly

Key Features at Your Fingertips:

- Comprehensive Portfolio Analysis – Investment, P&L, allocation by stock, sector, and market cap
- Stock-Specific Suggestions – Clear calls to buy, hold, reduce, or exit
- Backed by Rationale – Every recommendation explained
- Risk-Based Customization – Tailored to the client's profile
- 2,500+ Stock Coverage – Research-driven, with both fundamental and quant views

Bonus Advantage

Even prospective clients can benefit—just upload their holdings from other brokers and showcase the power of the PR report. A great way to on-board with value.

Do not let portfolios go unchecked. Bring clarity, control, and confidence to your client conversations with Equity Portfolio Review. Try it today—because better advice begins with better insights.

Try the Equity Portfolio Review now.

| Pay Later (MTF)

Powering Your Capital

What is Pay Later (MTF)?

Pay Later (MTF) is a facility that allows you to invest in stocks by paying only a fraction of the total amount upfront. The remaining amount is funded by us. The stocks stay in your demat account (pledged), and you can continue to hold them by paying interest on the funded amount.

Why Use Pay Later (MTF)?

- **4X Buying Power**

E.g., Invest ₹4 lakh with just ₹1 lakh

- **Hold Beyond T+1**

No square-off pressure like intraday trades

- **Increase market exposure using the same capital**

- **Stocks Stay in Your Demat Account**

- **Access to a larger pool of 1000+ Stocks**

See Pay Later (MTF) in Action:

Let's say you have ₹1,00,000 and want to invest in ABC stock

- With Pay Later (MTF), you can buy up to ₹4,00,000 worth of ABC shares
- You pay ₹1,00,000, and we fund the rest of ₹3,00,000
- You pay interest only on the funded ₹3,00,000
- You can hold the shares for 365+ days by maintaining minimum margin

Is Pay Later (MTF) Right for You?

Yes, if you fall in the below category:

- Are you looking to capture medium-to long-term opportunities?
- Do you want to capture market movements?
- Do you want to enhance your trading potential without deploying full capital?

Want to get started with Pay Later (MTF)?







To activate or check your eligible funding limit, connect with your advisor today.

Pay Later (MTF) = More Exposure = More Flexibility = More Control

Intelligent Model Portfolios (IMP)

IMP offers a diverse range of pre-packaged equity portfolios advised by Research Analysts (RAs), ideal for active investors. These portfolios are curated & monitored by the RAs and follow certain rules & parameters to manage your investments.

Benefits of IMP

- | | | | |
|------------------------------------------------------------------------------------|-------------------------------------------------------------------------------------------------------------|--------------------------------------------------------------------------------------|---------------------------------|
|  | Diversified options to choose from Research-backed portfolios to Quant based products to trading portfolios |  | Zero Fees; Brokerage only model |
|  | 24X7 Portfolio tracking |  | Transparency |
|  | Choice to execute advice |  | No Lock in period; no exit load |

Product offerings in Intelligent Model Portfolios

- | | |
|----------------------------------------|---------------------------------------------|
| • MO Signature | • MO Zodiac |
| • TM Prime | • MO 20 Quant Momentum |
| • MO 4 Week Focus Technical | • AN Alphanext |
| • Apex Active NS Industry Champ | • Aspire Active NS Mid and Small Cap |
| • RS Alpha Bluechip | |

How to Invest?

Login to
Motilal Oswal Web
(invest.motilaloswal.com)



Login to
Trade



Help Me
Invest



Select
IMP

Technical & Derivatives Outlook



- Nifty index navigated a volatile yet bullish trajectory and after touching a life time high of 26325 zones, it witnessed some compression within a range. Buyers propelled for strong support based buying near 25700 but slight profit booking at higher zones kept the index humbled. Despite the whipsaws, it closed on an optimistic note above the recent swing highs, keeping the structural bullishness intact.
- Technically, Nifty formed a small bodied bearish candle on the monthly chart with longer lower shadow indicating smart buying at support zones and has been making higher highs – higher lows from the last four months. Now the index needs follow up buying to decisively cross the life time high zones. For January, positional supports are seen at 25800 and then 25500 zones, while on the up side move could be seen towards 26500 then 26700 zones.



Derivative Strategy

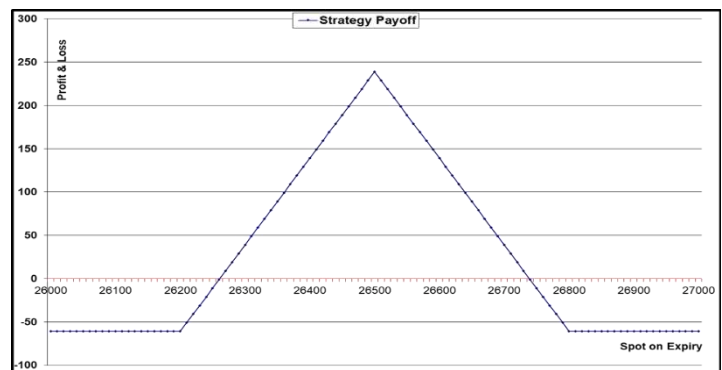
BULL CALL BUTTERFLY: January Series

Nifty

- On the monthly chart the formation of candle with long lower shadow indicates strong buying interest at lower levels and improving upward momentum.
- Options data shows maximum Put Open Interest is shifting higher to 26000 strike while Call Open Interest remains heavily concentrated around 27000 strike.
- This configuration supports the deployment of a Bull Call Butterfly Spread to benefit from the expected upside.

BUY 1 LOT OF 26200 CALL
SELL 1 LOT OF 26500 CALL
SELL 1 LOT OF 26500 CALL
BUY 1 LOT OF 26800 CALL

Margin Required : Rs.70,000
Net Premium Paid : 60 Points (Rs.3900)
Max Risk : 60 Points (Rs.3900)
Max Profit: 240 Points (Rs.15600)
Lot size : 65
Profit if it remains in between 26260 to 26740 zones



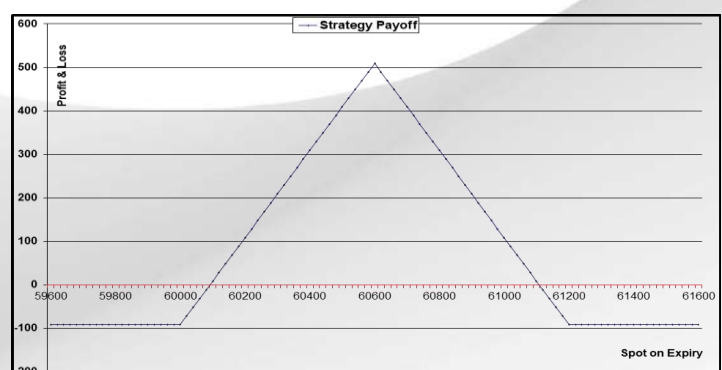
BULL CALL BUTTERFLY: January Series

Bank Nifty

- Bank Nifty index has been forming higher highs - higher lows structure on monthly time frame with overall buy on dips stance.
- On weekly scale rate sensitive index is consolidating from last four weeks but holding well above its short term moving averages on daily scale.
- Maximum Put OI is intact at 59000 levels while minor Call writing is seen at 60000 then 60500 strike.
- Thus suggesting Bull Call Butterfly Spread to play the upside momentum with decline in volatility.

BUY 1 LOT OF 60000 CALL
SELL 1 LOT OF 60600 CALL
SELL 1 LOT OF 60600 CALL
BUY 1 LOT OF 61200 CALL

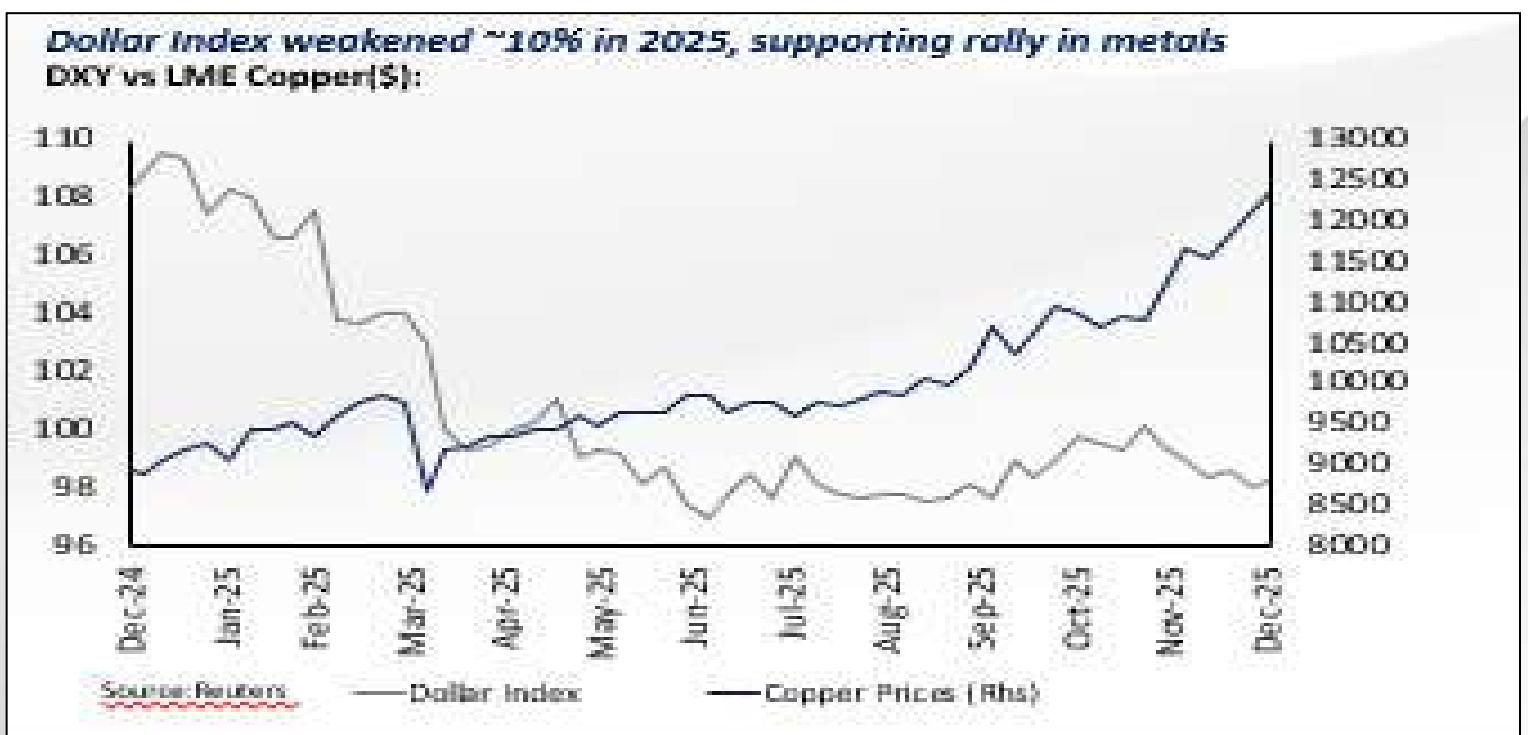
Margin Required : Rs.85,000
Net Premium Paid : 90 Points (Rs.2700)
Max Risk : 90 Points (Rs.2700)
Max Profit: 510 Points (Rs.15300)
Lot size : 30
Profit if it remains in between 60090 to 61110 zones



Commodities & Currency Outlook

Copper

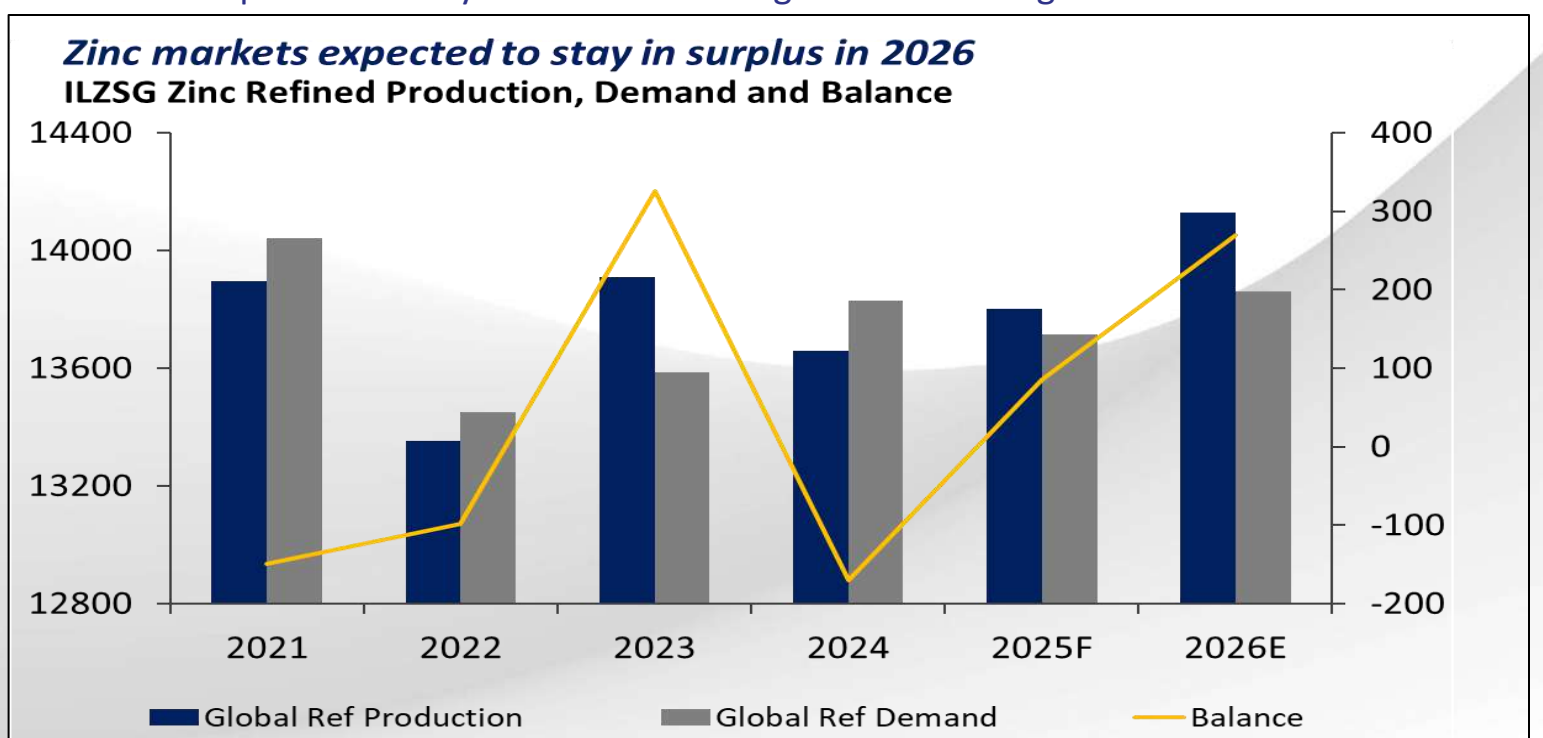
- Copper prices surged sharply in 2025, nearing ~\$13,000/t, supported by persistent supply tightness, strong investor interest, EV adoption and expansion of data-center infrastructure.
- Persistent mine supply growth lagged expectations due to disruptions, declining ore grades, and delayed project ramp-ups.
- Trade flows affected by geopolitical tensions and policy uncertainty, creating regional price dislocations and creating arbitrage opportunities between LME and COMEX.
- China's leading copper smelters to reduce production by >10% in 2026, resulting in more skewed copper concentrate processing fees.
- For 2025, the surplus in the refined copper market is expected to narrow down to 178,000 tons from the previously expected 289,000 tons.
- US is glutted with roughly 6 lakh tons of copper, while rest of the world is short of copper, which could continue till we have better clarity on US tariffs on copper in 2026.
- ICSG expects global refined copper market to be in deficit of 150,000 metric tons in 2026, with growth in refined production expected at 6.2% in 2026.
- Global refined copper demand is forecast to rise by ~+2.1 % to ~28.7 million tonnes in 2026.
- 13 new Chilean copper projects worth \$14.8 billion are expected to hit key milestones in 2026 as prices rise on fears of a global supply squeeze.
- With change of guards at the FED, any change of stance or aggressive dovish stance could have a negative impact on the dollar – eventually benefitting metals.
- With increasing electrification trends, structural deficits and intensifying investment trends into the metals, copper is poised for further gains in 2026.



Commodities & Currency Outlook

Zinc

- MCX Zinc prices remained largely range-bound with 10% gains, reflecting a broadly balanced global market.
- Demand was steady, led by galvanized steel consumption in infrastructure, construction, and automotive sectors.
- Mine output recovered modestly, offsetting earlier supply curtailments and limiting upside pressure on prices.
- Smelting margins were compressed by higher energy and environmental compliance costs.
- Price momentum in Q3 and Q4 was supported by tight inventories and resilient industrial usage.
- Low inventories along with a steep backwardation in the Cash-3M, led to a surge in price.
- ILZSG expects a surplus of ~85,000 tons in 2025, as global zinc supply surpassed demand.
- Global refined zinc usage is forecast to increase by ~1.0 % to ~13.86 million t in 2026.
- Global refined zinc production is expected to grow by ~2.4 % to ~14.13MMT in 2026, supported by new/restarted mines and smelters in Brazil, Canada, China, Norway, and Russia.
- Refined zinc supply is forecast to exceed demand, generating a surplus of ~271,000 tonnes in 2026.
- Despite an overall global surplus, regional disparities and logistical challenges might cause price volatility in specific markets, such as Europe.
- However, persistent weakness in China's property market could tamper demand growth.
- As zinc markets are expected to stay in surplus, any supply disruption trigger or rally across other metals could swing the way for zinc in the short run.
- We could expect another year of broader range-bound trading for zinc.



Siddhartha Khemka
Head - Retail Research

Sneha Poddar
Research Analyst

Nandish Shah
Research Analyst

Disclosures:

The following Disclosures are being made in compliance with the SEBI Research Analyst Regulations 2014 (herein after referred to as the Regulations).

Motilal Oswal Financial Services Ltd. (MOFSL) is a SEBI Registered Research Analyst having registration no. INH000000412 and BSE enlistment no. 5028. MOFSL, the Research Entity (RE) as defined in the Regulations, is engaged in the business of providing Stock broking services, Depository participant services & distribution of various financial products. MOFSL is a listed public company, the details in respect of which are available on www.motilaloswal.com. MOFSL is registered with the Securities & Exchange Board of India (SEBI) and is a registered Trading Member with National Stock Exchange of India Ltd. (NSE) and Bombay Stock Exchange Limited (BSE), Multi Commodity Exchange of India Limited (MCX) and National Commodity & Derivatives Exchange Limited (NCDEX) for its stock broking activities & is Depository participant with Central Depository Services Limited (CDSL) National Securities Depository Limited (NSDL),NERL, COMRIS and CCRL and is member of Association of Mutual Funds of India (AMFI) for distribution of financial products and Insurance Regulatory & Development Authority of India (IRDA) as Corporate Agent for insurance products and is a member of Association of Portfolio Managers in India (APMI) for distribution of PMS products. Details of associate entities of Motilal Oswal Financial Services Ltd. are available on the website at <http://onlinereports.motilaloswal.com/Dormant/documents/Associate%20Details.pdf>

Details of pending Enquiry Proceedings of Motilal Oswal Financial Services Limited are available on the website at <https://galaxy.motilaloswal.com/ResearchAnalyst/PublishViewLitigation.aspx>. As per Regulatory requirements, Research Audit Report is uploaded on www.motilaloswal.com > MOFSL-Important Links > MOFSL Research Analyst Compliance Audit Report.

MOFSL, it’s associates, Research Analyst or their relatives may have any financial interest in the subject company. MOFSL and/or its associates and/or Research Analyst or their relatives may have actual beneficial ownership of 1% or more securities in the subject company at the end of the month immediately preceding the date of publication of the Research Report or date of the public appearance. MOFSL and its associate company(ies), their directors and Research Analyst and their relatives may have any other potential conflict of interests at the time of publication of the research report or at the time of public appearance, however the same shall have no bearing whatsoever on the specific recommendations made by the analyst(s), as the recommendations made by the analyst(s) are completely independent of the views of the associates of MOFSL even though there might exist an inherent conflict of interest in some of the stocks mentioned in the research report..

In the past 12 months, MOFSL or any of its associates may have:

- a) received any compensation/other benefits from the subject company of this report
 - b) managed or co-managed public offering of securities from subject company of this research report,
 - c) received compensation for investment banking or merchant banking or brokerage services from subject company of this research report,
 - d) received compensation for products or services other than investment banking or merchant banking or brokerage services from the subject company of this research report.
- MOFSL and it’s associates have not received any compensation or other benefits from the subject company or third party in connection with the research report.
 - Subject Company may have been a client of MOFSL or its associates during twelve months preceding the date of distribution of the research report.
 - Research Analyst may have served as director/officer/employee in the subject company.
 - MOFSL and research analyst may engage in market making activity for the subject company.

MOFSL and its associate company(ies), and Research Analyst and their relatives from time to time may have:

- a) a long or short position in, act as principal in, and buy or sell the securities or derivatives thereof of companies mentioned herein.
- (b) be engaged in any other transaction involving such securities and earn brokerage or other compensation or act as a market maker in the financial instruments of the company(ies) discussed herein or act as an advisor or lender/borrower to such company(ies) or may have any other potential conflict of interests with respect to any recommendation and other related information and opinions.; however the same shall have no bearing whatsoever on the specific recommendations made by the analyst(s), as the recommendations made by the analyst(s) are completely independent of the views of the associates of MOFSL even though there might exist an inherent conflict of interest in some of the stocks mentioned in the research report.

Above disclosures include beneficial holdings lying in demat account of MOFSL which are opened for proprietary investments only. While calculating beneficial holdings, It does not consider demat accounts which are opened in name of MOFSL for other purposes (i.e holding client securities, collaterals, error trades etc.). MOFSL also earns DP income from clients which are not considered in above disclosures.

To enhance transparency, MOFSL has incorporated a Disclosure of Interest Statement in this document. This should, however, not be treated as endorsement of the views expressed in the report. MOFSL and / or its affiliates do and seek to do business including investment banking with companies covered in its research reports. As a result, the recipients of this report should be aware that MOFSL may have a potential conflict of interest that may affect the objectivity of this report.

Terms & Conditions:

This report has been prepared by MOFSL and is meant for sole use by the recipient and not for circulation. The report and information contained herein is strictly confidential and may not be altered in any way, transmitted to, copied or distributed, in part or in whole, to any other person or to the media or reproduced in any form, without prior written consent of MOFSL. The report is based on the facts, figures and information that are considered true, correct, reliable and accurate. The intent of this report is not recommendatory in nature. The information is obtained from publicly available media or other sources believed to be reliable. Such information has not been independently verified and no guaranty, representation of warranty, express or implied, is made as to its accuracy, completeness or correctness. All such information and opinions are subject to change without notice. The report is prepared solely for informational purpose and does not constitute an offer document or solicitation of offer to buy or sell or subscribe for securities or other financial instruments for the clients. Though disseminated to all the customers simultaneously, not all customers may receive this report at the same time. MOFSL will not treat recipients as customers by virtue of their receiving this report.

Analyst Certification

The views expressed in this research report accurately reflect the personal views of the analyst(s) about the subject securities or issues, and no part of the compensation of the research analyst(s) was, is, or will be directly or indirectly related to the specific recommendations and views expressed by research analyst(s) in this report.

Disclosure of Interest Statement

Analyst ownership of the stock No

A graph of daily closing prices of securities is available at www.nseindia.com, www.bseindia.com. Research Analyst views on Subject Company may vary based on Fundamental research and Technical Research. Proprietary trading desk of MOFSL or its associates maintains arm’s length distance with Research Team as all the activities are segregated from MOFSL research activity and therefore it can have an independent view with regards to subject company for which Research Team have expressed their views.

Regional Disclosures (outside India)

This report is not directed or intended for distribution to or use by any person or entity resident in a state, country or any jurisdiction, where such distribution, publication, availability or use would be contrary to law, regulation or which would subject MOFSL & its group companies to registration or licensing requirements within such jurisdictions.

For Hong Kong:

This report is distributed in Hong Kong by Motilal Oswal capital Markets (Hong Kong) Private Limited, a licensed corporation (CE AYY-301) licensed and regulated by the Hong Kong Securities and Futures Commission (SFC) pursuant to the Securities and Futures Ordinance (Chapter 571 of the Laws of Hong Kong) “SFO”. As per SEBI (Research Analyst Regulations) 2014 Motilal Oswal Financial Services Limited (SEBI Reg No. INH000000412) has an agreement with Motilal Oswal capital Markets (Hong Kong) Private Limited for distribution of research report in Hong Kong. This report is intended for distribution only to “Professional Investors” as defined in Part I of Schedule 1 to SFO. Any investment or investment activity to which this document relates is only available to professional investor and will be engaged only with professional investors.” Nothing here is an offer or solicitation of these securities, products and services in any jurisdiction where their offer or sale is not qualified or exempt from registration. The Indian Analyst(s) who compile this report is/are not located in Hong Kong & are not conducting Research Analysis in Hong Kong.

For U.S.

MOTILAL Oswal Financial Services Limited (MOFSL) is not a registered broker - dealer under the U.S. Securities Exchange Act of 1934, as amended (the"1934 act") and under applicable state laws in the United States. In addition MOFSL is not a registered investment adviser under the U.S. Investment Advisers Act of 1940, as amended (the "Advisers Act" and together with the 1934 Act, the "Acts), and under applicable state laws in the United States. Accordingly, in the absence of specific exemption under the Acts, any brokerage and investment services provided by MOFSL, including the products and services described herein are not available to or intended for U.S. persons. This report is intended for distribution only to "Major Institutional Investors" as defined by Rule 15a-6(b)(4) of the Exchange Act and interpretations thereof by SEC (henceforth referred to as "major institutional investors"). This document must not be acted on or relied on by persons who are not major institutional investors. Any investment or investment activity to which this document relates is only available to major institutional investors and will be engaged in only with major institutional investors. In reliance on the exemption from registration provided by Rule 15a-6 of the U.S. Securities Exchange Act of 1934, as amended (the "Exchange Act") and interpretations thereof by the U.S. Securities and Exchange Commission ("SEC") in order to conduct business with Institutional Investors based in the U.S., MOFSL has entered into a chaperoning agreement with a U.S. registered broker-dealer, Motilal Oswal Securities International Private Limited. ("MOSIPL"). Any business interaction pursuant to this report will have to be executed within the provisions of this chaperoning agreement.

The Research Analysts contributing to the report may not be registered /qualified as research analyst with FINRA. Such research analyst may not be associated persons of the U.S. registered broker-dealer, MOSIPL, and therefore, may not be subject to NASD rule 2711 and NYSE Rule 472 restrictions on communication with a subject company, public appearances and trading securities held by a research analyst account.

For Singapore

In Singapore, this report is being distributed by Motilal Oswal Capital Markets (Singapore) Pte. Ltd. (“MOCMSPL”) (UEN 201129401Z), which is a holder of a capital markets services license and an exempt financial adviser in Singapore. This report is distributed solely to persons who (a) qualify as “institutional investors” as defined in section 4A(1)(c) of the Securities and Futures Act of Singapore (“SFA”) or (b) are considered “accredited investors” as defined in section 2(1) of the Financial Advisers Regulations of Singapore read with section 4A(1)(a) of the SFA. Accordingly, if a recipient is neither an “institutional investor” nor an “accredited investor”, they must immediately discontinue any use of this Report and inform MOCMSPL .

In respect of any matter arising from or in connection with the research you could contact the following representatives of MOCMSPL. In case of grievances for any of the services rendered by MOCMSPL write to grievances@motilaloswal.com.

Nainesh Rajani
Email: nainesh.raiani@motilaloswal.com
Contact: (+65) 8328 0276

Disclaimer:
This report is intended for distribution to Retail Investors.

The report and information contained herein is strictly confidential and meant solely for the selected recipient and may not be altered in any way, transmitted to, copied or distributed, in part or in whole, to any other person or to the media or reproduced in any form, without prior written consent. This report and information herein is solely for informational purpose and may not be used or considered as an offer document or solicitation of offer to buy or sell or subscribe for securities or other financial instruments. Nothing in this report constitutes investment, legal, accounting and tax advice or a representation that any investment or strategy is suitable or appropriate to your specific circumstances. The securities discussed and opinions expressed in this report may not be suitable for all investors, who must make their own investment decisions, based on their own investment objectives, financial positions and needs of specific recipient. This may not be taken in substitution for the exercise of independent judgment by any recipient. Each recipient of this document should make such investigations as it deems necessary to arrive at an independent evaluation of an investment in the securities of companies referred to in this document (including the merits and risks involved), and should consult its own advisors to determine the merits and risks of such an investment. The investment discussed or views expressed may not be suitable for all investors. Certain transactions -including those involving futures, options, another derivative products as well as non-investment grade securities - involve substantial risk and are not suitable for all investors. No representation or warranty, express or implied, is made as to the accuracy, completeness or fairness of the information and opinions contained in this document. The Disclosures of Interest Statement incorporated in this document is provided solely to enhance the transparency and should not be treated as endorsement of the views expressed in the report. This information is subject to change without any prior notice. The Company reserves the right to make modifications and alternations to this statement as may be required from time to time without any prior approval. MOFSL, its associates, their directors and the employees may from time to time, effect or have effected an own account transaction in, or deal as principal or agent in or for the securities mentioned in this document. They may perform or seek to perform investment banking or other services for, or solicit investment banking or other business from, any company referred to in this report. Each of these entities functions as a separate, distinct and independent of each other. The recipient should take this into account before interpreting the document. This report has been prepared on the basis of information that is already available in publicly accessible media or developed through analysis of MOFSL. The views expressed are those of the analyst, and the Company may or may not subscribe to all the views expressed therein. This document is being supplied to you solely for your information and may not be reproduced, redistributed or passed on, directly or indirectly, to any other person or published, copied, in whole or in part, for any purpose. This report is not directed or intended for distribution to, or use by, any person or entity who is a citizen or resident of or located in any locality, state, country or other jurisdiction, where such distribution, publication, availability or use would be contrary to law, regulation or which would subject MOFSL to any registration or licensing requirement within such jurisdiction. The securities described herein may or may not be eligible for sale in all jurisdictions or to certain category of investors. Persons in whose possession this document may come are required to inform themselves of and to observe such restriction. Neither the Firm, not its directors, employees, agents or representatives shall be liable for any damages whether direct or indirect, incidental, special or consequential including lost revenue or lost profits that may arise from or in connection with the use of the information. The person accessing this information specifically agrees to exempt MOFSL or any of its affiliates or employees from, any and all responsibility/liability arising from such misuse and agrees not to hold MOFSL or any of its affiliates or employees responsible for any such misuse and further agrees to hold MOFSL or any of its affiliates or employees free and harmless from all losses, costs, damages, expenses that may be` suffered by the person accessing this information due to any errors and delays.

This report is meant for the clients of Motilal Oswal only.
Investment in securities market are subject to market risks. Read all the related documents carefully before investing.
Registration granted by SEBI, enlistment as RA with Exchange and certification from NISM in no way guarantee performance of the intermediary or provide any assurance of returns to investors

Registered Office Address: Motilal Oswal Tower, Rahimtullah Sayani Road, Opposite Parel ST Depot, Prabhadevi, Mumbai-400025; Tel No.: 022 - 71934200 / 71934263; www.motilaloswal.com.
Correspondence Address: Palm Spring Centre, 2nd Floor, Palm Court Complex, New Link Road, Malad (West), Mumbai- 400 064. Tel No: 022 71881000. Details of Compliance Officer: Neeraj Agarwal, Email Id: na@motilaloswal.com, Contact No.:022-40548085.

Grievance Redressal Cell:

Contact Person	Contact No.	Email ID
Ms. Hemangi Date	022 40548000 / 022 67490600	query@motilaloswal.com
Ms. Kumud Upadhyay	022 40548082	servicehead@motilaloswal.com
Mr. Ajay Menon	022 40548083	am@motilaloswal.com
Mr. Neeraj Agarwal	022 40548085	na@motilaloswal.com
Mr. Siddhartha Khemka	022 50362452	po.research@motilaloswal.com

Registration details of group entities.: Motilal Oswal Financial Services Ltd. (MOFSL): INZ000158836 (BSE/NSE/MCX/NCDEX); CDSL and NSDL: IN-DP-16-2015; Research Analyst: INH000000412, BSE enlistment no. 5028, AMFI registered Mutual Fund Distributor and SIF Distributor: ARN .: 146822. IRDA Corporate Agent – CA0579, APMI: APRN00233. Motilal Oswal Financial Services Ltd. is a distributor of Mutual Funds, PMS, Fixed Deposit, Insurance, Bond, NCDs and IPO products.
Customer having any query/feedback/ clarification may write to query@motilaloswal.com. In case of grievances for any of the services rendered by Motilal Oswal Financial Services Limited (MOFSL) write to grievances@motilaloswal.com, for DP to dpgrievances@motilaloswal.com.