

VRL Logistics

BSE SENSEX 84,560
S&P CNX 25,819



VRL LOGISTICS LTD

Stock Info

Bloomberg	VRLL IN
Equity Shares (m)	175
M.Cap.(INRb)/(USDb)	46.5 / 0.5
52-Week Range (INR)	325 / 216
1, 6, 12 Rel. Per (%)	-3/-10/-9
12M Avg Val (INR M)	85
Free float (%)	39.8

Financials Snapshot (INR b)

Y/E March	2026E	2027E	2028E
Net Sales	32.6	35.8	39.8
EBITDA	6.2	6.9	7.5
Adj. PAT	2.2	2.6	2.9
EBITDA Margin (%)	19.1	19.3	18.9
Adj. EPS (INR)	12.6	14.8	16.5
EPS Gr. (%)	20.6	17.4	11.6
BV/Sh. (INR)	69.6	74.4	79.4

Ratios

Net D/E (x)	0.2	0.1	0.0
RoE (%)	19.2	20.6	21.5
RoCE (%)	17.7	19.8	21.4
Payout (%)	39.6	67.5	69.6

Valuations

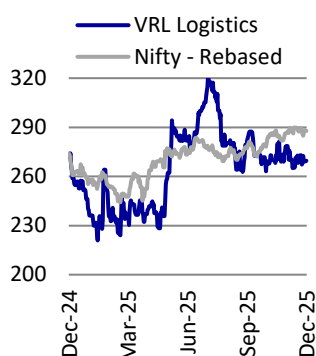
P/E (x)	21.1	18.0	16.1
P/BV (x)	3.8	3.6	3.3
EV/EBITDA (x)	7.9	6.9	6.2
Div. Yield (%)	1.9	3.8	4.3
FCF Yield (%)	6.9	8.0	6.8

Shareholding Pattern (%)

As On	Sep-25	Jun-25	Sep-24
Promoter	60.2	60.2	60.2
DII	24.3	24.6	25.5
FII	4.0	4.0	3.9
Others	11.5	11.2	10.4

FII includes depository receipts

Stock Performance (1-year)



CMP: INR266

TP: INR350 (+32%)

Buy

Focus to remain on profitable growth; recent reduction in GST to support volumes

We hosted VRL Logistics (VRLL) for a Non-Deal Roadshow (NDR). Following are the key highlights:

- VRLL continues to perform well, with management guiding for revenue growth of ~4-5% in FY26, driven by disciplined pricing and a sustained focus on profitability, despite lower volumes following its strategic exit from low-margin contracts.
- VRLL expects EBITDA margins to normalize to ~19%, reflecting higher administrative expenses (including professional and legal fees) and salary revisions effective from Aug'25. Margin stability is expected to be supported by improving tonnage growth.
- In 1HFY26, volumes declined by an average of ~12%, while realization per ton improved by ~14%, supporting profitability over pure volume growth. Moreover, volumes have started to recover, growing 4% QoQ in 2QFY26, supported by a strong festive season and GST rate cut. Management expects further growth, driven by increasing tonnage from existing customers and the onboarding of additional clients.
- Industry growth is expected to remain strong, with E-way bill generation and FASTag collections rising ~17% and ~13%, respectively, in Oct-Nov'25.
- Moreover, VRLL continues to benefit from a net reduction of two branches in 2Q (nine opened, seven closed), part of its strategy to shut underperforming or low-utilization locations. While the company continues to explore expansion in the eastern and northeastern regions, branch rollout remains cautious and linked to business stability.
- VRLL will remain focused on sustaining high margins, aided by disciplined cost control, improved fuel procurement practices, and lower reliance on hired vehicles, while maintaining its focus on volume growth. Recent GST reductions across key commodities are expected to support consumption recovery and drive an improved volume trajectory going forward. **We expect VRLL to clock a 5% volume growth and a revenue/EBITDA/PAT CAGR of 8%/9%/16% over FY25-28E. Reiterate BUY with a TP of INR350 (based on 22x FY28E EPS).**

Volume recovery focus; strong festive spillover and GST reduction to support volumes

- VRLL will focus on accelerating volume growth by undertaking mass-marketing initiatives across both existing and newly opened branches, while simultaneously identifying and securing profitable freight contracts to drive sustainable and profitable expansion.
- VRLL witnessed an improvement in volumes, driven by a strong festive season and consumption uplift following the GST rate cut, with some spillover reflected in Oct'25.
- The GST on logistics services provided by VRLL is expected to remain unchanged, as the company is already availing 5% GST with no input tax credit.

Alok Deora - Research analyst (Alok.Deora@motilaloswal.com)

Shivam Agarwal - Research analyst (Shivam.Agarwal@motilaloswal.com)

Investors are advised to refer through important disclosures made at the last page of the Research Report.

Motilal Oswal research is available on www.motilaloswal.com/Institutional-Equities, Bloomberg, Thomson Reuters, Factset and S&P Capital.

Prudent branch optimization strategy continues

- A net reduction of two branches was recorded in 2Q (nine opened, seven closed) as part of its strategy to shut underperforming or low-utilization locations.
- While VRLL continues to explore expansion in the eastern and northeastern regions, branch rollout remains cautious and linked to business stability.
- Further, the company acquired property in Bengaluru worth INR2.3b, funded by INR1.9b in debt. This acquisition is expected to reduce rental costs by ~INR150m and generate third-party rental income of INR15m annually.

Superior cash flow discipline supported by streamlined fleet management

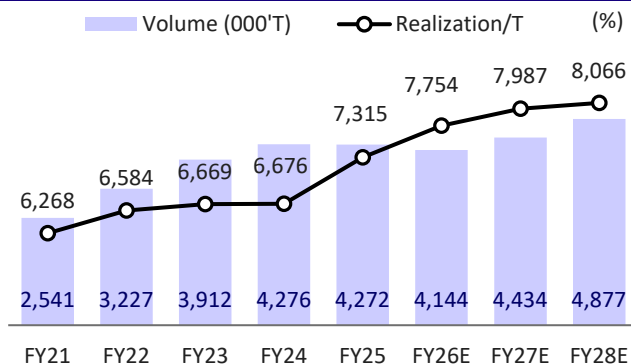
- VRLL maintains one of the lowest customer concentration risks in the industry, with minimal dependence on large accounts (top 10 contribute 3% and the top 3 just 1%). Its disciplined collection mechanism ensures strong cash flows, with ~70% freight realized at delivery, ~15% at booking, and limited credit exposure to select contractual clients. This supports industry-leading metrics, such as 12 days of receivables and 0.02% bad-debt provision, underscoring VRLL's strong efficiency and risk management.
- VRLL is currently one of the largest fleet owners of commercial vehicles in the country (with 5,782 trucks having a total capacity of 77,284 tons as of Sept'25). Net vehicles declined by 376 YoY, reflecting improved asset utilization and selective scrapping of high-maintenance vehicles.
- Further, the company has an in-house fleet maintenance facility with a tie-up for spare parts and an in-house scrapyards for disposing of the old fleet, which helps in controlling overhead costs.

Valuation and view

- VRLL is well-positioned for long-term growth, supported by its strategic focus on volume, profitable contracts, operational efficiency, and strong service reliability.
- While near-term headwinds persist, VRLL's approach to scaling volumes, supported by the GST reduction and a stable pricing strategy, positions it to benefit from structural growth in India's organized surface logistics sector. **We expect VRLL to clock 5% volume growth and a revenue/EBITDA/PAT CAGR of 8%/9%/16% over FY25-28. Reiterate BUY with a TP of INR350 (based on 22x FY28E EPS).**

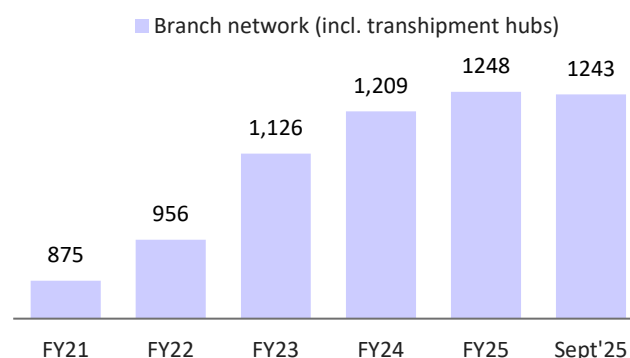
Financial story in charts

Exhibit 1: Expect volumes to clock a 5% CAGR over FY25-28E



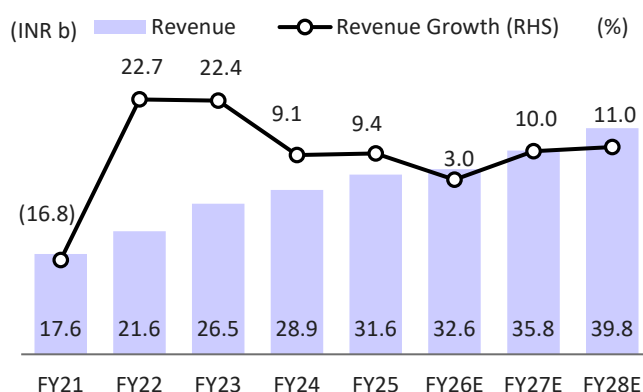
Source: Company, MOFSL

Exhibit 2: Expansion of branch network continues



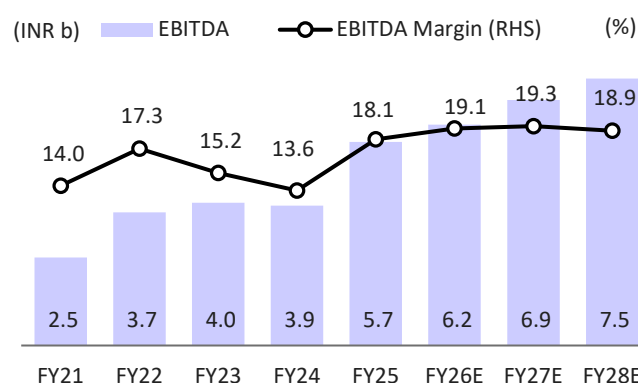
Source: Company, MOFSL

Exhibit 3: Shift to organized operators will drive revenue (%)



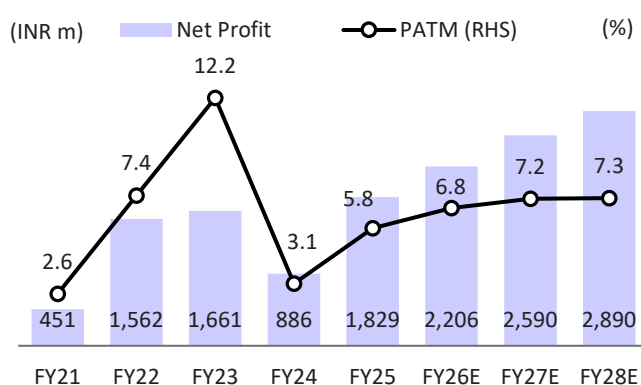
Source: Company, MOFSL

Exhibit 4: Margin to remain strong



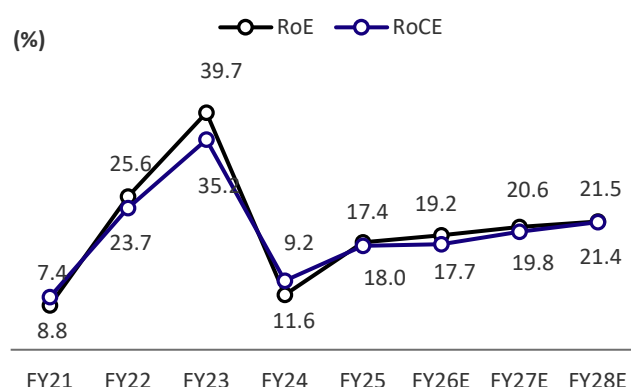
Source: Company, MOFSL

Exhibit 5: Strong operating performance to drive PAT



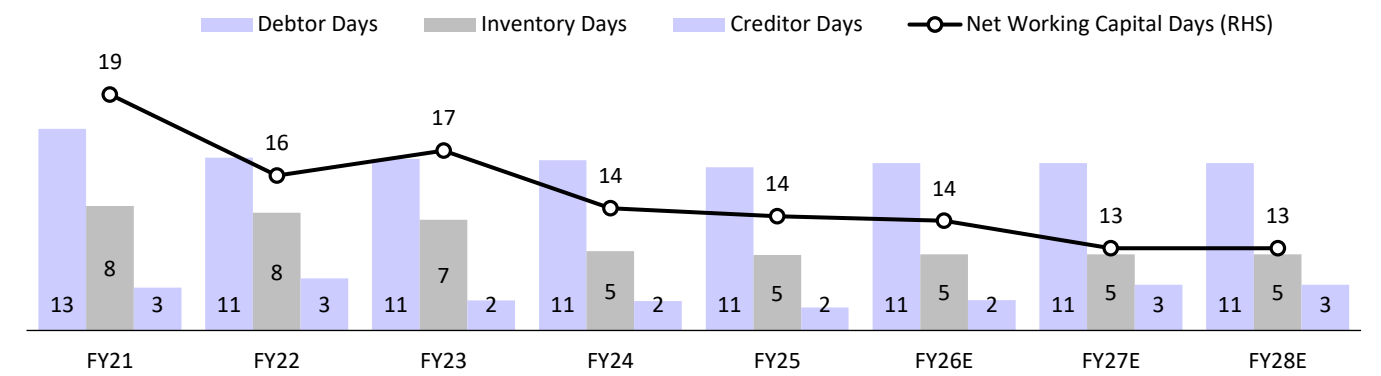
Source: Company, MOFSL

Exhibit 6: Return ratios



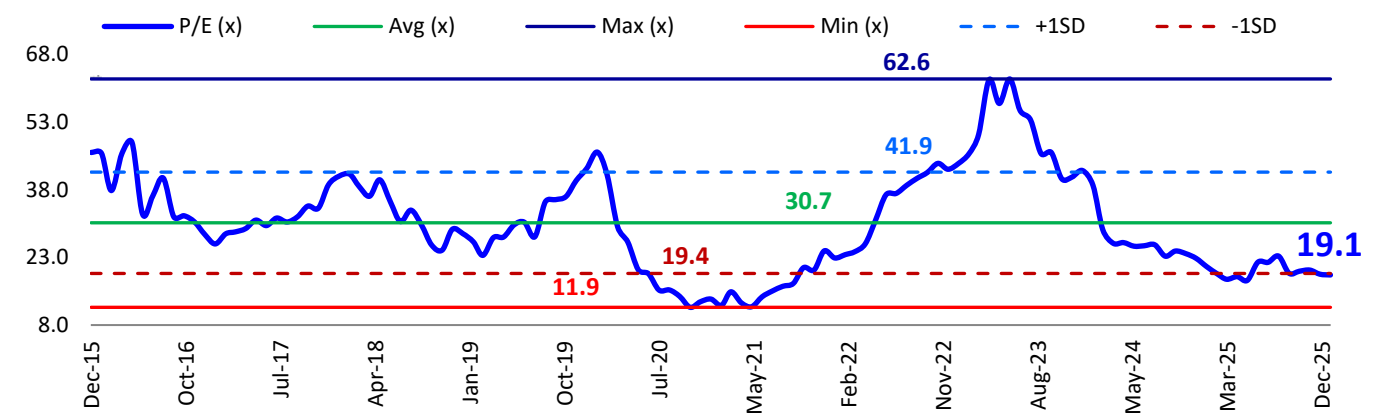
Source: Company, MOFSL

Exhibit 7: Comfortable working capital position



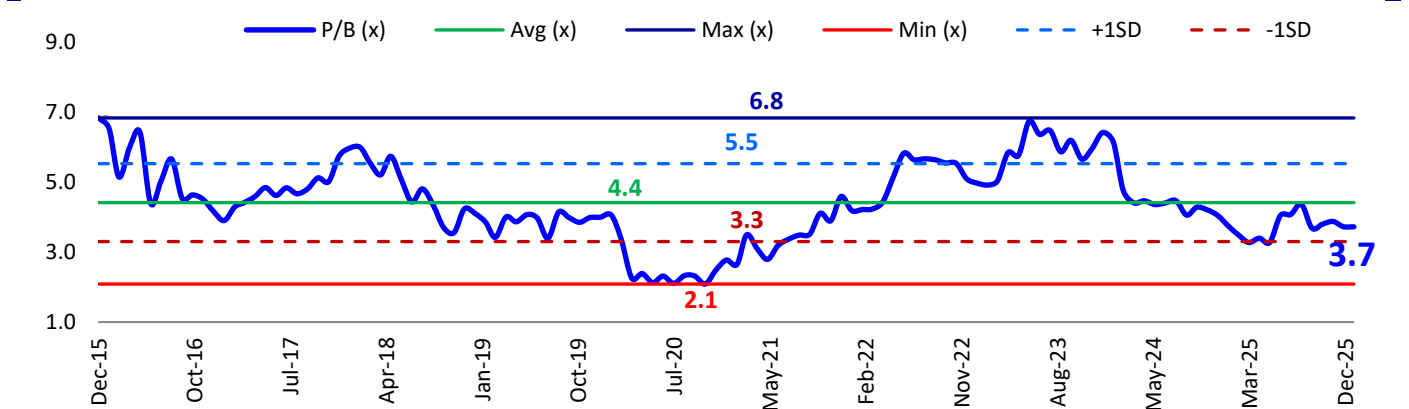
Source: Company, MOFSL

Exhibit 8: One-year forward P/E (x)



Source: Company, MOFSL

Exhibit 9: One-year forward P/B (x)



Source: Company, MOFSL

Financials and valuations

Income Statement

Y/E March (INR m)	FY22	FY23	FY24	FY25	FY26E	FY27E	FY28E
Net Sales	21,636	26,485	28,886	31,609	32,558	35,814	39,753
Change (%)	22.7	22.4	9.1	9.4	3.0	10.0	11.0
Gross Margin (%)	34.5	32.1	31.9	36.7	39.0	38.5	38.0
EBITDA	3,745	4,017	3,935	5,730	6,212	6,906	7,507
Margin (%)	17.3	15.2	13.6	18.1	19.1	19.3	18.9
Depreciation	1,445	1,591	2,162	2,536	2,672	2,946	3,195
EBIT	2,300	2,425	1,773	3,193	3,540	3,960	4,311
Int. and Finance Charges	422	543	779	948	888	862	885
Other Income	168	143	211	255	300	365	438
PBT	2,047	2,025	1,205	2,500	2,953	3,462	3,864
Tax	485	364	319	670	746	873	974
Effective Tax Rate (%)	23.7	18.0	26.5	26.8	25.3	25.2	25.2
Extraordinary Items	-40	-1,571	-3	0	0	0	0
Reported PAT	1,601	3,232	889	1,829	2,206	2,590	2,890
Adj. PAT	1,562	1,661	886	1,829	2,206	2,590	2,890
Change (%)	246.6	6.4	-46.7	106.5	20.6	17.4	11.6
Margin (%)	7.2	6.3	3.1	5.8	6.8	7.2	7.3

Balance Sheet

Y/E March (INR m)	FY22	FY23	FY24	FY25	FY26E	FY27E	FY28E
Equity Share Capital	883	883	875	875	1,749	1,749	1,749
Total Reserves	5,633	8,875	8,583	9,971	10,428	11,268	12,147
Net Worth	6,516	9,758	9,458	10,846	12,177	13,018	13,896
Deferred Tax Liabilities	386	461	672	778	778	778	778
Total Loans	1,712	2,071	2,793	4,471	3,471	2,471	2,321
Capital Employed	8,615	12,291	12,923	16,094	16,426	16,267	16,995
Gross Block	18,422	21,600	27,212	32,549	34,249	36,749	40,249
Less: Accum. Deprn.	7,442	6,778	8,207	10,091	12,763	15,710	18,905
Net Fixed Assets	10,980	14,822	19,005	22,457	21,485	21,039	21,344
Capital WIP	350	384	236	151	151	151	151
Total Investments	4	0	0	0	0	0	0
Curr. Assets, Loans, and Adv.	2,469	3,711	2,899	3,249	3,963	4,972	6,400
Inventory	459	528	412	429	446	491	545
Account Receivables	673	817	885	929	981	1,079	1,198
Cash and Bank Balances	140	116	183	538	729	1,414	2,451
Cash Balance	140	116	128	423	614	1,298	2,335
Bank Balances	0	0	54	116	116	116	116
Others	1,198	2,251	1,419	1,352	1,807	1,988	2,206
Current Liab. and Prov.	5,188	6,626	9,217	9,762	9,174	9,895	10,899
Account Payables	203	143	153	131	178	294	327
Other Current Liabilities	4,552	6,051	8,537	8,952	8,296	8,831	9,718
Provisions	433	433	528	679	700	770	854
Net Current Assets	-2,719	-2,915	-6,318	-6,514	-5,210	-4,923	-4,499
Application of Funds	8,614	12,291	12,923	16,094	16,426	16,267	16,995

Financials and valuations

Ratios

Y/E March	FY22	FY23	FY24	FY25	FY26E	FY27E	FY28E
Basic (INR)							
EPS	8.9	9.5	5.1	10.5	12.6	14.8	16.5
EPS growth (%)	246.6	6.4	-46.7	106.5	20.6	17.4	11.6
Cash EPS	17.2	18.6	17.4	25.0	27.9	31.6	34.8
BV/Share	37.2	55.8	54.1	62.0	69.6	74.4	79.4
DPS	8.0	5.0	0.0	7.5	5.0	10.0	11.5
Payout (Incl. Div. Tax, %)	87.4	27.1	0.0	71.7	39.6	67.5	69.6
Valuation (x)							
P/E	29.8	28.0	52.5	25.4	21.1	18.0	16.1
Cash P/E	15.5	14.3	15.3	10.7	9.5	8.4	7.6
EV/EBITDA	12.8	12.1	12.5	8.8	7.9	6.9	6.2
EV/Sales	2.2	1.8	1.7	1.6	1.5	1.3	1.2
P/BV	7.1	4.8	4.9	4.3	3.8	3.6	3.3
Dividend Yield (%)	3.0	1.9	0.0	2.8	1.9	3.8	4.3
Return Ratios (%)							
RoE	25.6	39.7	9.2	18.0	19.2	20.6	21.5
RoCE	23.7	35.2	11.6	17.4	17.7	19.8	21.4
RoIC	22.7	20.0	10.7	16.7	17.1	19.6	22.2
Working Capital Ratios							
Fixed Asset Turnover (x)	1.3	1.3	1.2	1.1	1.0	1.0	1.0
Asset Turnover (x)	2.5	2.2	2.2	2.0	2.0	2.2	2.3
Inventory (Days)	8	7	5	5	5	5	5
Debtors (Days)	11	11	11	11	11	11	11
Creditors (Days)	3	2	2	2	2	3	3
Leverage Ratio (x)							
Net Debt/Equity	0.2	0.2	0.3	0.4	0.2	0.1	0.0

Cash Flow Statement

Y/E March (INR m)	FY22	FY23	FY24	FY25	FY26E	FY27E	FY28E
OP/(Loss) before Tax	2,099	4,234	1,210	2,500	2,953	3,462	3,864
Depreciation	1,680	1,724	2,162	2,536	2,672	2,946	3,195
Direct Taxes Paid	-581	-856	-264	-492	-746	-873	-974
(Inc.)/Dec. in WC	-157	581	409	197	-577	201	136
Other Items	667	-2,499	722	837	588	497	447
CF from Operations	3,708	3,183	4,239	5,578	4,889	6,235	6,669
(Inc.)/Dec. in FA	-1,933	-4,124	-2,848	-4,675	-1,700	-2,500	-3,500
Free Cash Flow	1,775	-941	1,392	903	3,189	3,735	3,169
Change in Investments	4	4	0	-31	0	0	0
Others	128	2,675	414	409	-135	249	298
CF from Investments	-1,801	-1,445	-2,433	-4,297	-1,835	-2,251	-3,202
Inc./Dec. in net worth	0	-629	0	0	0	0	0
Inc./(Dec.) in Debt	-1,661	-1,019	-387	1,678	-1,000	-1,000	-150
Dividends Paid	-1,060	0	-438	-437	-875	-1,749	-2,012
Others	714	-61	-915	-2,173	-988	-550	-268
CF from Fin. Activity	-2,008	-1,709	-1,739	-932	-2,863	-3,299	-2,430
Inc./(Dec.) in Cash	-101	30	67	349	191	685	1,037
Opening Balance	241	86	62	74	423	614	1,298
Closing Balance	140	116	128	423	614	1,298	2,335

Investment in securities market are subject to market risks. Read all the related documents carefully before investing.

Explanation of Investment Rating	
Investment Rating	Expected return (over 12-month)
BUY	>=15%
SELL	< - 10%
NEUTRAL	< - 10 % to 15%
UNDER REVIEW	Rating may undergo a change
NOT RATED	We have forward looking estimates for the stock but we refrain from assigning recommendation

*In case the recommendation given by the Research Analyst is inconsistent with the investment rating legend for a continuous period of 30 days, the Research Analyst shall be within following 30 days take appropriate measures to make the recommendation consistent with the investment rating legend.

Disclosures

The following Disclosures are being made in compliance with the SEBI Research Analyst Regulations 2014 (herein after referred to as the Regulations).

Motilal Oswal Financial Services Ltd. (MOFSL) is a SEBI Registered Research Analyst having registration no. INH000000412 and BSE enlistment no. 5028. MOFSL, the Research Entity (RE) as defined in the Regulations, is engaged in the business of providing Stock broking services, Depository participant services & distribution of various financial products. MOFSL is a listed public company, the details in respect of which are available on www.motilaloswal.com. MOFSL is registered with the Securities & Exchange Board of India (SEBI) and is a registered Trading Member with National Stock Exchange of India Ltd. (NSE) and Bombay Stock Exchange Limited (BSE), Multi Commodity Exchange of India Limited (MCX) and National Commodity & Derivatives Exchange Limited (NCDEX) for its stock broking activities & is Depository participant with Central Depository Services Limited (CDSL) National Securities Depository Limited (NSDL), NERL, COMRIS and CCRL and is member of Association of Mutual Funds of India (AMFI) for distribution of financial products and Insurance Regulatory & Development Authority of India (IRDA) as Corporate Agent for insurance products and is a member of Association of Portfolio Managers in India (APMI) for distribution of PMS products. Details of associate entities of Motilal Oswal Financial Services Ltd. are available on the website at <http://onlinereports.motilaloswal.com/Dormant/documents/Associate%20Details.pdf>

MOFSL and its associate company(ies), their directors and Research Analyst and their relatives may; (a) from time to time, have a long or short position in, act as principal in, and buy or sell the securities or derivatives thereof of companies mentioned herein. (b) be engaged in any other transaction involving such securities and earn brokerage or other compensation or act as a market maker in the financial instruments of the company(ies) discussed herein or act as an advisor or lender/borrower to such company(ies) or may have any other potential conflict of interests with respect to any recommendation and other related information and opinions.; however the same shall have no bearing whatsoever on the specific recommendations made by the analyst(s), as the recommendations made by the analyst(s) are completely independent of the views of the associates of MOFSL even though there might exist an inherent conflict of interest in some of the stocks mentioned in the research report.

MOFSL and / or its affiliates do and seek to do business including investment banking with companies covered in its research reports. As a result, the recipients of this report should be aware that MOFSL may have a potential conflict of interest that may affect the objectivity of this report. Compensation of Research Analysts is not based on any specific merchant banking, investment banking or brokerage service transactions. Details of pending Enquiry Proceedings of Motilal Oswal Financial Services Limited are available on the website at <https://qalaxy.motilaloswal.com/ResearchAnalyst/PublishViewLitigation.aspx>

A graph of daily closing prices of securities is available at www.nseindia.com, www.bseindia.com. Research Analyst views on Subject Company may vary based on Fundamental research and Technical Research. Proprietary trading desk of MOFSL or its associates maintains arm's length distance with Research Team as all the activities are segregated from MOFSL research activity and therefore it can have an independent view with regards to Subject Company for which Research Team have expressed their views.

Regional Disclosures (outside India)

This report is not directed or intended for distribution to or use by any person or entity resident in a state, country or any jurisdiction, where such distribution, publication, availability or use would be contrary to law, regulation or which would subject MOFSL & its group companies to registration or licensing requirements within such jurisdictions.

For Hong Kong:

This report is distributed in Hong Kong by Motilal Oswal capital Markets (Hong Kong) Private Limited, a licensed corporation (CE AYY-301) licensed and regulated by the Hong Kong Securities and Futures Commission (SFC) pursuant to the Securities and Futures Ordinance (Chapter 571 of the Laws of Hong Kong) "SFO". As per SEBI (Research Analyst Regulations) 2014 Motilal Oswal Securities (SEBI Reg. No. INH000000412) has an agreement with Motilal Oswal capital Markets (Hong Kong) Private Limited for distribution of research report in Hong Kong. This report is intended for distribution only to "Professional Investors" as defined in Part I of Schedule 1 to SFO. Any investment or investment activity to which this document relates is only available to professional investor and will be engaged only with professional investors." Nothing here is an offer or solicitation of these securities, products and services in any jurisdiction where their offer or sale is not qualified or exempt from registration. The Indian Analyst(s) who compile this report is/are not located in Hong Kong & are not conducting Research Analysis in Hong Kong.

For U.S.

Motilal Oswal Financial Services Limited (MOFSL) is not a registered broker - dealer under the U.S. Securities Exchange Act of 1934, as amended (the "1934 act") and under applicable state laws in the United States. In addition MOFSL is not a registered investment adviser under the U.S. Investment Advisers Act of 1940, as amended (the "Advisers Act" and together with the 1934 Act, the "Acts"), and under applicable state laws in the United States. Accordingly, in the absence of specific exemption under the Acts, any brokerage and investment services provided by MOFSL, including the products and services described herein are not available to or intended for U.S. persons. This report is intended for distribution only to "Major Institutional Investors" as defined by Rule 15a-6(b)(4) of the Exchange Act and interpretations thereof by SEC (henceforth referred to as "major institutional investors"). This document must not be acted on or relied on by persons who are not major institutional investors. Any investment or investment activity to which this document relates is only available to major institutional investors and will be engaged in only with major institutional investors. In reliance on the exemption from registration provided by Rule 15a-6 of the U.S. Securities Exchange Act of 1934, as amended (the "Exchange Act") and interpretations thereof by the U.S. Securities and Exchange Commission ("SEC") in order to conduct business with Institutional Investors based in the U.S., MOFSL has entered into a chaperoning agreement with a U.S. registered broker-dealer, Motilal Oswal Securities International Private Limited. ("MOSIPL"). Any business interaction pursuant to this report will have to be executed within the provisions of this chaperoning agreement.

The Research Analysts contributing to the report may not be registered /qualified as research analyst with FINRA. Such research analyst may not be associated persons of the U.S. registered broker-dealer, MOSIPL, and therefore, may not be subject to NASD rule 2711 and NYSE Rule 472 restrictions on communication with a subject company, public appearances and trading securities held by a research analyst account.

For Singapore

In Singapore, this report is being distributed by Motilal Oswal Capital Markets (Singapore) Pte. Ltd. ("MOCMSPL") (UEN 201129401Z), which is a holder of a capital markets services license and an exempt financial adviser in Singapore. This report is distributed solely to persons who (a) qualify as "institutional investors" as defined in section 4A(1)(c) of the Securities and Futures Act of Singapore ("SFA") or (b) are considered "accredited investors" as defined in section 2(1) of the Financial Advisers Regulations of Singapore read with section 4A(1)(a) of the SFA. Accordingly, if a recipient is neither an "institutional investor" nor an "accredited investor", they must immediately discontinue any use of this Report and inform MOCMSPL.

In respect of any matter arising from or in connection with the research you could contact the following representatives of MOCMSPL. In case of grievances for any of the services rendered by MOCMSPL write to grievances@motilaloswal.com.

Nainesh Rajani

Email: nainesh.raiani@motilaloswal.com

Contact: (+65) 8328 0276

Specific Disclosures

- Research Analyst and/or his/her relatives do not have a financial interest in the subject company(ies), as they do not have equity holdings in the subject company(ies). MOFSL has financial interest in the subject company(ies) at the end of the week immediately preceding the date of publication of the Research Report: No.
Nature of Financial interest is holding equity shares or derivatives of the subject company
- Research Analyst and/or his/her relatives do not have actual/beneficial ownership of 1% or more securities in the subject company(ies) at the end of the month immediately preceding the date of publication of Research Report.
MOFSL has actual/beneficial ownership of 1% or more securities of the subject company(ies) at the end of the month immediately preceding the date of publication of Research Report: No
- Research Analyst and/or his/her relatives have not received compensation/other benefits from the subject company(ies) in the past 12 months.
MOFSL may have received compensation from the subject company(ies) in the past 12 months.
- Research Analyst and/or his/her relatives do not have material conflict of interest in the subject company at the time of publication of research report.
MOFSL does not have material conflict of interest in the subject company at the time of publication of research report.
- Research Analyst has not served as an officer, director or employee of subject company(ies).
- MOFSL has not acted as a manager or co-manager of public offering of securities of the subject company in past 12 months.
- MOFSL has not received compensation for investment banking /merchant banking/brokerage services from the subject company(ies) in the past 12 months.
- MOFSL may have received any compensation for products or services other than investment banking or merchant banking or brokerage services from the subject company(ies) in the past 12 months.
- MOFSL may have received compensation or other benefits from the subject company(ies) or third party in connection with the research report.
- MOFSL has not engaged in market making activity for the subject company.

The associates of MOFSL may have:

- financial interest in the subject company

- actual/beneficial ownership of 1% or more securities in the subject company at the end of the month immediately preceding the date of publication of the Research Report or date of the public appearance.
- received compensation/other benefits from the subject company in the past 12 months
- any other potential conflict of interests with respect to any recommendation and other related information and opinions.; however the same shall have no bearing whatsoever on the specific recommendations made by the analyst(s), as the recommendations made by the analyst(s) are completely independent of the views of the associates of MOFSL even though there might exist an inherent conflict of interest in some of the stocks mentioned in the research report.
- acted as a manager or co-manager of public offering of securities of the subject company in past 12 months
- be engaged in any other transaction involving such securities and earn brokerage or other compensation or act as a market maker in the financial instruments of the company(ies) discussed herein or act as an advisor or lender/borrower to such company(ies)
- received compensation from the subject company in the past 12 months for investment banking / merchant banking / brokerage services or from other than said services.
- Served subject company as its clients during twelve months preceding the date of distribution of the research report.

The associates of MOFSL has not received any compensation or other benefits from third party in connection with the research report

Above disclosures include beneficial holdings lying in demat account of MOFSL which are opened for proprietary investments only. While calculating beneficial holdings, It does not consider demat accounts which are opened in name of MOFSL for other purposes (i.e holding client securities, collaterals, error trades etc.). MOFSL also earns DP income from clients which are not considered in above disclosures.

Analyst Certification

The views expressed in this research report accurately reflect the personal views of the analyst(s) about the subject securities or issues, and no part of the compensation of the research analyst(s) was, is, or will be directly or indirectly related to the specific recommendations and views expressed by research analyst(s) in this report.

Terms & Conditions:

This report has been prepared by MOFSL and is meant for sole use by the recipient and not for circulation. The report and information contained herein is strictly confidential and may not be altered in any way, transmitted to, copied or distributed, in part or in whole, to any other person or to the media or reproduced in any form, without prior written consent of MOFSL. The report is based on the facts, figures and information that are considered true, correct, reliable and accurate. The intent of this report is not recommendatory in nature. The information is obtained from publicly available media or other sources believed to be reliable. Such information has not been independently verified and no guaranty, representation of warranty, express or implied, is made as to its accuracy, completeness or correctness. All such information and opinions are subject to change without notice. The report is prepared solely for informational purpose and does not constitute an offer document or solicitation of offer to buy or sell or subscribe for securities or other financial instruments for the clients. Though disseminated to all the customers simultaneously, not all customers may receive this report at the same time. MOFSL will not treat recipients as customers by virtue of their receiving this report.

Disclaimer:

The report and information contained herein is strictly confidential and meant solely for the selected recipient and may not be altered in any way, transmitted to, copied or distributed, in part or in whole, to any other person or to the media or reproduced in any form, without prior written consent. This report and information herein is solely for informational purpose and may not be used or considered as an offer document or solicitation of offer to buy or sell or subscribe for securities or other financial instruments. Nothing in this report constitutes investment, legal, accounting and tax advice or a representation that any investment or strategy is suitable or appropriate to your specific circumstances. The securities discussed and opinions expressed in this report may not be suitable for all investors, who must make their own investment decisions, based on their own investment objectives, financial positions and needs of specific recipient. This may not be taken in substitution for the exercise of independent judgment by any recipient. Each recipient of this document should make such investigations as it deems necessary to arrive at an independent evaluation of an investment in the securities of companies referred to in this document (including the merits and risks involved), and should consult its own advisors to determine the merits and risks of such an investment. The investment discussed or views expressed may not be suitable for all investors. Certain transactions -including those involving futures, options, another derivative products as well as non-investment grade securities - involve substantial risk and are not suitable for all investors. No representation or warranty, express or implied, is made as to the accuracy, completeness or fairness of the information and opinions contained in this document. The Disclosures of Interest Statement incorporated in this document is provided solely to enhance the transparency and should not be treated as endorsement of the views expressed in the report. This information is subject to change without any prior notice. The Company reserves the right to make modifications and alternations to this statement as may be required from time to time without any prior approval. MOFSL, its associates, their directors and the employees may from time to time, effect or have effected an own account transaction in, or deal as principal or agent in or for the securities mentioned in this document. They may perform or seek to perform investment banking or other services for, or solicit investment banking or other business from, any company referred to in this report. Each of these entities functions as a separate, distinct and independent of each other. The recipient should take this into account before interpreting the document. This report has been prepared on the basis of information that is already available in publicly accessible media or developed through analysis of MOFSL. The views expressed are those of the analyst, and the Company may or may not subscribe to all the views expressed therein. This document is being supplied to you solely for your information and may not be reproduced, redistributed or passed on, directly or indirectly, to any other person or published, copied, in whole or in part, for any purpose. This report is not directed or intended for distribution to, or use by, any person or entity who is a citizen or resident of or located in any locality, state, country or other jurisdiction, where such distribution, publication, availability or use would be contrary to law, regulation or which would subject MOFSL to any registration or licensing requirement within such jurisdiction. The securities described herein may or may not be eligible for sale in all jurisdictions or to certain category of investors. Persons in whose possession this document may come are required to inform themselves of and to observe such restriction. Neither the Firm, not its directors, employees, agents or representatives shall be liable for any damages whether direct or indirect, incidental, special or consequential including lost revenue or lost profits that may arise from or in connection with the use of the information. The person accessing this information specifically agrees to exempt MOFSL or any of its affiliates or employees from, any and all responsibility/liability arising from such misuse and agrees not to hold MOFSL or any of its affiliates or employees responsible for any such misuse and further agrees to hold MOFSL or any of its affiliates or employees free and harmless from all losses, costs, damages, expenses that may be suffered by the person accessing this information due to any errors and delays.

This report is meant for the clients of Motilal Oswal only.

Investment in securities market are subject to market risks. Read all the related documents carefully before investing.

Registration granted by SEBI, enlistment as RA with Exchange and certification from NISM in no way guarantee performance of the intermediary or provide any assurance of returns to investors

Registered Office Address: Motilal Oswal Tower, Rahimtullah Sayani Road, Opposite Parel ST Depot, Prabhadevi, Mumbai-400025; Tel No.: 022 - 71934200 / 71934263; www.motilaloswal.com.

Correspondence Address: Palm Spring Centre, 2nd Floor, Palm Court Complex, New Link Road, Malad (West), Mumbai- 400 064. Tel No: 022 71881000. Details of Compliance Officer: Neeraj Agarwal, Email Id: na@motilaloswal.com, Contact No.:022-40548085.

Grievance Redressal Cell:

Contact Person	Contact No.	Email ID
Ms. Hemangi Date	022 40548000 / 022 67490600	query@motilaloswal.com
Ms. Kumud Upadhyay	022 40548082	servicehead@motilaloswal.com
Mr. Ajay Menon	022 40548083	am@motilaloswal.com
Mr. Neeraj Agarwal	022 40548085	na@motilaloswal.com
Mr. Siddhartha Khemka	022 50362452	po.research@motilaloswal.com

Registration details of group entities.: Motilal Oswal Financial Services Ltd. (MOFSL): INZ000158836 (BSE/NSE/MCX/NCDEX); CDSL and NSDL: IN-DP-16-2015; Research Analyst: INH000000412, BSE enlistment no. 5028 . AMFI: ARN : 146822. IRDA Corporate Agent – CA0579, APMI: APRN00233. Motilal Oswal Financial Services Ltd. is a distributor of Mutual Funds, PMS, Fixed Deposit, Insurance, Bond, NCDs and IPO products.

Customer having any query/feedback/ clarification may write to query@motilaloswal.com. In case of grievances for any of the services rendered by Motilal Oswal Financial Services Limited (MOFSL) write to grievances@motilaloswal.com, for DP to dp@grievances@motilaloswal.com.