

Siemens

BSE Sensex 85,268 S&P CNX 26,047

SIEMENS

Bloomberg	SIEM IN
Equity Shares (m)	356
M.Cap.(INRb)/(USDb)	1119.9 / 12.4
52-Week Range (INR)	3995 / 2270
1, 6, 12 Rel. Per (%)	2/-8/-26
12M Avg Val (INR M)	2085

Financials Snapshot (INR b)

Y/E MAR	18M26E	12M27E	12M28E
Net Sales	266.4	205.5	233.4
EBITDA	31.4	26.7	32.2
PAT	26.2	22.0	26.3
EPS (INR)	73.7	61.8	73.8
GR. (%)	29.8	-16.1	19.4
BV/Sh (INR)	505.0	566.9	640.7

Ratios

ROE (%)	14.6	10.9	11.5
RoCE (%)	14.9	11.1	11.7

Valuations

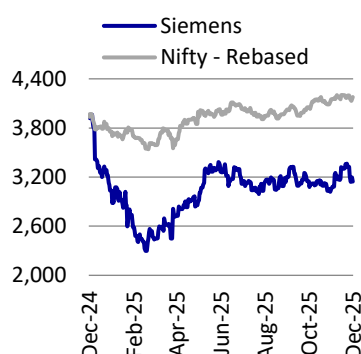
P/E (X)	42.3	50.4	42.2
P/BV (X)	6.2	5.5	4.9
EV/EBITDA (X)	33.8	38.1	31.1

Shareholding Pattern (%)

As On	Sep-25	Jun-25	Sep-24
Promoter	75.0	75.0	75.0
DII	8.0	7.3	6.9
FII	7.0	7.7	8.7
Others	10.0	10.1	9.4

FII includes depository receipts

Stock Performance (1-year)



CMP: INR3,145 TP: INR3,250 (+3%) Neutral

Growing selectively

Siemens (SIEM) in its analyst meet highlighted healthy growth traction in the smart infrastructure segment and the possibility of improved revenue growth and margin profile for the mobility segment as locomotive delivery commences. Uncertainty persists about the timing of orders from the government, mainly railways, and private capex revival. We cut our estimates by 1%/4%/4% in 18MFY26E/12MFY27E/12MFY28E to factor in lower margin in digital industries. We expect revenue/EBITDA/PAT to grow at a CAGR of 11%/13%/8% over FY24 (Sep-ending)-FY28 (Mar-ending). The stock is currently trading at 50.4x/42.2x P/E on FY27/28E earnings. We reiterate our Neutral rating on the stock with a revised TP of INR3,250, (from INR3,350 earlier), based on 45x Dec'27E earnings. A broad-based capex revival and margin improvement will be the key drivers for earnings and valuation re-rating.

Key takeaways from analyst meet

Smart infrastructure well placed to sustain double-digit growth

The smart infrastructure segment delivered strong growth in 12MFY25, with revenue up 14% YoY to INR92b and orders up 15% YoY to INR103b. Order growth was driven by power utilities, semiconductors, batteries and EVs, while a strong backlog supported revenue and helped to maintain healthy EBIT margins despite higher competition. The business is focused on T&D, data centers, commercial buildings, and the company provides switchgear, substation automation, grid software, building automation solutions, etc. to clients. The company expects these end-markets to continue to grow at 8-10% CAGR over FY25-30. We expect this segment to get the benefit of demand growth, capacity expansion, and potential M&A. It is already localized to an extent of 60% and further localization and increased traction of C&S in export markets can help to improve margins going forward.

Mobility division to benefit from locomotive deliveries and operating leverage

Mobility segment scaled up well in 12MFY25, with revenue up 15% YoY to INR33b and orders up 49% YoY to INR50b, supported by major wins in high-speed rail and metro signaling, along with continued locomotive ramp-up with the first prototype delivered. With a broader portfolio across rolling stock, propulsion and signaling, particularly Kavach, the business is well placed to benefit from rail and metro capex as and when ordering starts ramping up. The company expects the mobility addressable market to grow at around 10% CAGR over FY25-30. It has already submitted the locomotive prototype and as it is approved, the company would begin the locomotive deliveries in line with the original schedule (Exhibit 8). This should drive revenue growth and margin expansion for the segment.

Digital industries segment may continue to see low margins

The segment delivered 12MFY25 orders of INR38b, up 13% YoY, while revenue declined 7% YoY to INR37b. Orders were weak at the start of 12MFY25 but recovered strongly with 34% growth in 4Q, led by Chemicals, Pharma and Metals. Revenue was limited by a low opening backlog and soft private capex. The business offers automation and software across key manufacturing verticals, and management plans to run a unified, vertical-focused sales model, strengthen the partner network and grow higher-margin services from the installed base. This segment mainly focuses on private capex and earns 40-50% of revenue from industries such as machine building, metals and automotive and the rest from pharmaceuticals, cement, chemicals, etc. These segments have grown at 5-8% and future growth may also be in a similar range. Due to lower-than-expected demand and higher import content, management has guided for a margin range of 6-8% from the segment and an additional buffer can come once service share improves. We thus reduce our margin estimates for this segment.

Low-voltage motors divestment to Innomotics India

SIEM has approved a slump sale of its low-voltage motors business to Innomotics India for INR22b (50.5x FY25 EBITDA), at the same enterprise value at which it had earlier proposed in FY23 to sell the business to Siemens AG. The transaction is expected to close in Jun'26, subject to requisite regulatory and customary approvals. The exit removes a small, low-return, non-core business, allowing management to focus more on its core operations.

Our outlook going forward

The company's strong order inflows in 12MFY25 provide good visibility for revenue growth. We believe that going forward, growth will be driven more by the smart infrastructure segment and mobility, while the digital industries segment will remain impacted by weak private capex growth. We expect margin improvement in smart infrastructure and mobility as localization and operating leverage benefits play out. Uncertainties exist about the timing of ordering from railways as well as from private capex.

Financial outlook and view

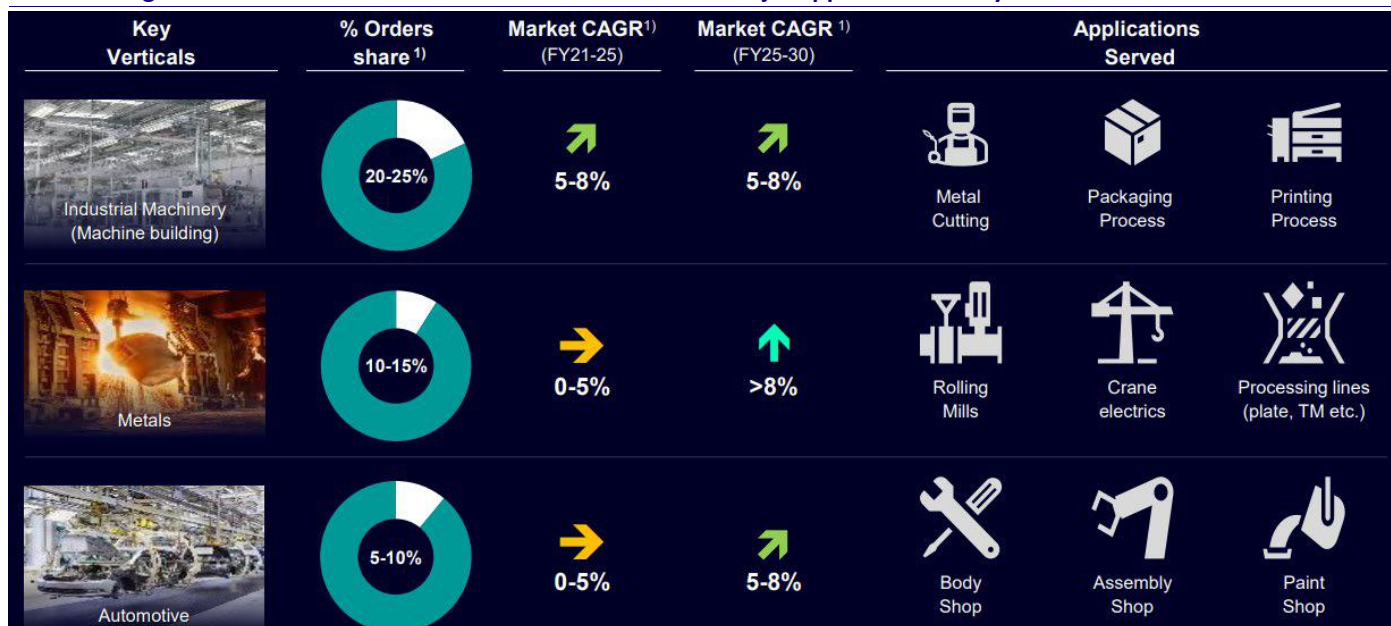
We cut our estimates by 1%/4%/4% in 18MFY26E/12MFY27E/12MFY28E to factor in lower margin in digital industries. We expect revenue/EBITDA/PAT to grow at a CAGR of 11%/13%/8% over FY24 (Sep-ending)-FY28 (Mar-ending). The stock is currently trading at 50.4x/42.2x P/E on FY27/28E earnings. We reiterate our Neutral rating on the stock with a revised TP of INR3,250, (from INR3,350 earlier), based on 45x Dec'27E earnings. A broad-based capex revival and margin improvement will be the key drivers for earnings and valuation re-rating.

Key risks and concerns

Key risks: 1) slowdown in order inflows from key government-focused segments, 2) aggression in bids to procure large-sized projects would adversely impact margins, and 3) related-party transactions with parent group entities at lower-than-market valuations to weigh on the stock performance.

Key Exhibits

Exhibit 1: Digital industries: Siemens automation solutions serve major applications in key verticals



Note: 1) Company estimates

Source: Company, MOFSL

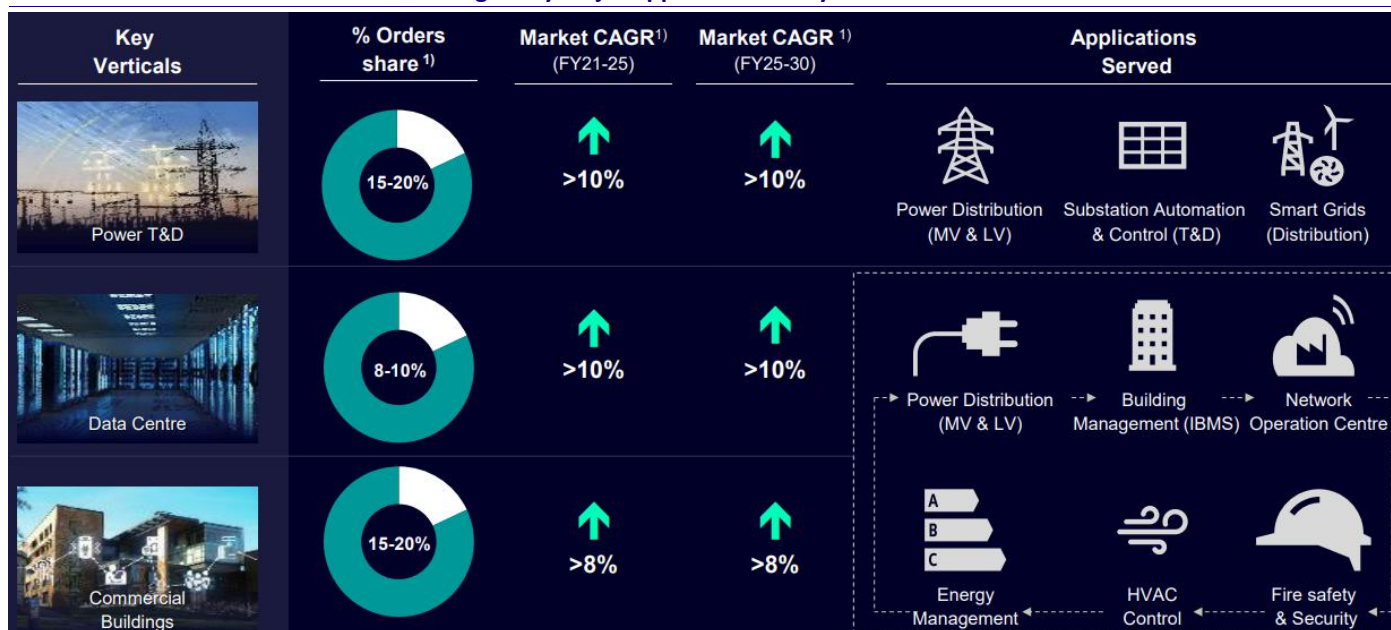
Exhibit 2: Digital industries: Well aligned portfolio and capabilities to leverage vertical opportunities



Source: Company, MOFSL

Key Exhibits

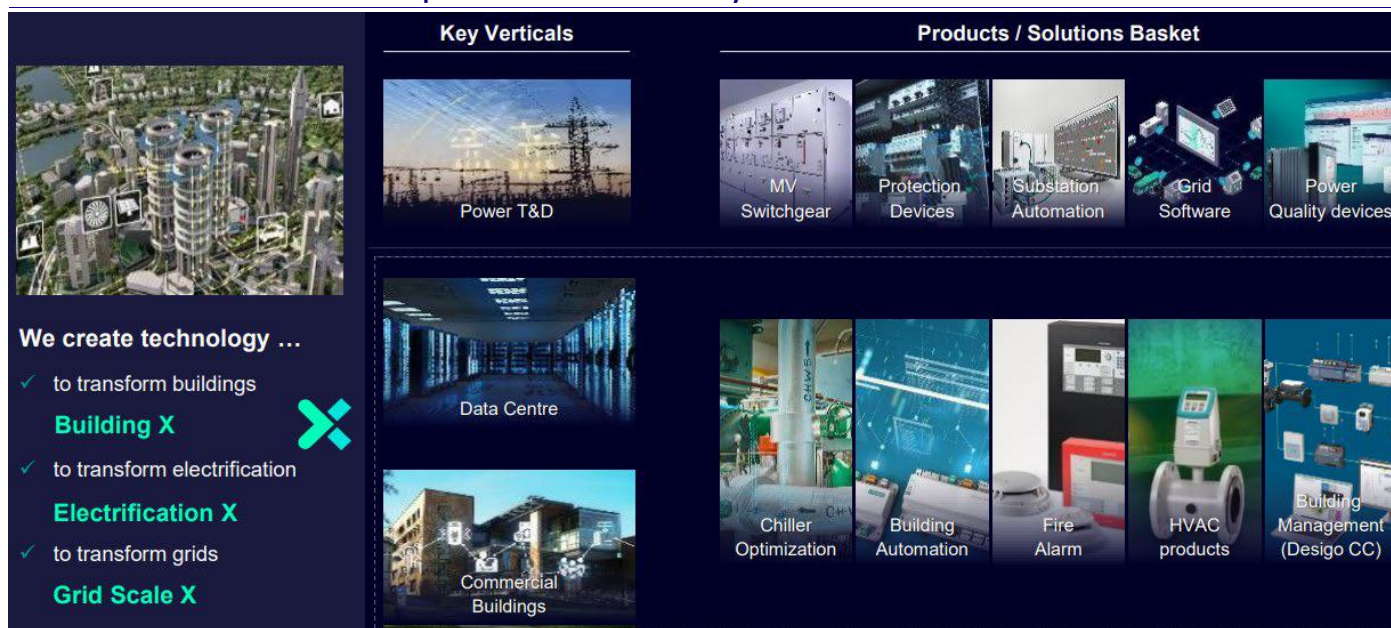
Exhibit 3: Smart infrastructure: Penetrating every major application of key verticals



Note: 1) Company estimates

Source: Company, MOFSL

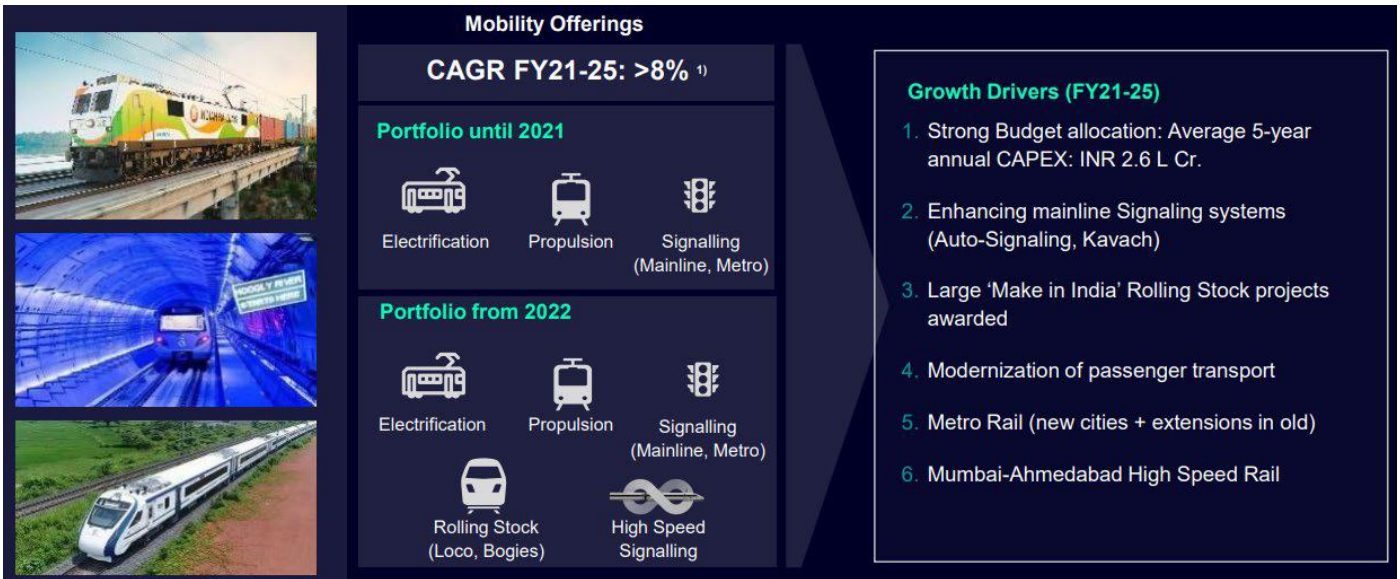
Exhibit 4: Smart infrastructure: Wide portfolio at the center of key verticals



Source: Company, MOFSL

Key Exhibits

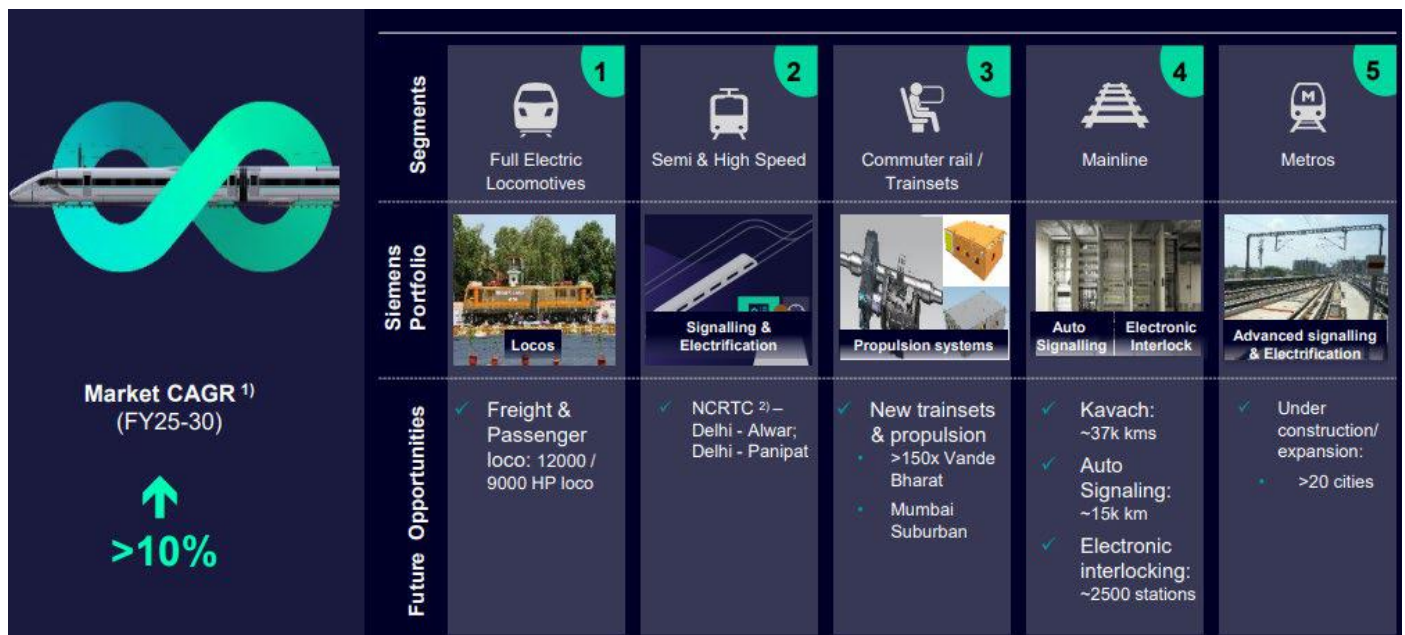
Exhibit 5: Mobility: Increased addressed market (2021-25) through new and broadened portfolio



Note: 1) Company estimates

Source: Company, MOFSL

Exhibit 6: Mobility: Well positioned portfolio; potential to benefit from incremental inflows as and when ordering ramps up



Note: 1) Company estimates 2) National capital region transport corporation

Source: Company, MOFSL

Key Exhibits

Exhibit 7: Order inflows have grown in the last 2 years, but due to margin pressure in digital industries segment, adjusted PBT declined 1.7% in FY25 after adjusting for gain on sale of property in FY24

in billion INR			
	SIEMENS Ltd. (continuing operations)		
	FY 24 (12 months)	FY 25 (12 months)	% (y-o-y)
Order Backlog ¹	397.7	422.5	+6.2%
New Orders	166.3	200.4	+20.5%
Revenue	160.8	173.6	+8.0%
EBIT	18.8	18.3	-2.5%
EBIT Margin %	11.7%	10.5%	-114bps
<small>1) Order Backlog refers to Total Outstanding Orders as of the respective period</small>			
Profit impacted by <u>exceptional items</u>			
Reported PBT	27.0	22.8	-15.4%
Gain on sale of property	-2.9	-0.1	
Energy Demerger expenses	+0.1	+1.0	
Adjusted PBT	24.2	23.8	-1.7%

Source: Company, MOFSL

Exhibit 8: Once the locomotive prototype is approved, deliveries will start from Mar'26 onwards

Delivery schedule	No. of locos
1st year - 2025-26	40
2nd year - 2026-27	80
3rd year - 2027-28	100
4th year - 2028-29	100
5th year - 2029-30	160
6th year - 2030-31	160
7th year - 2031-32	160
8th year - 2032-33	160
9th year - 2033-34	160

Source: Industry, Indian Railways, MOFSL

Financial outlook

Exhibit 9: Siemens delivered a strong 21% CAGR in total order inflows over FY21–25 (INR b)

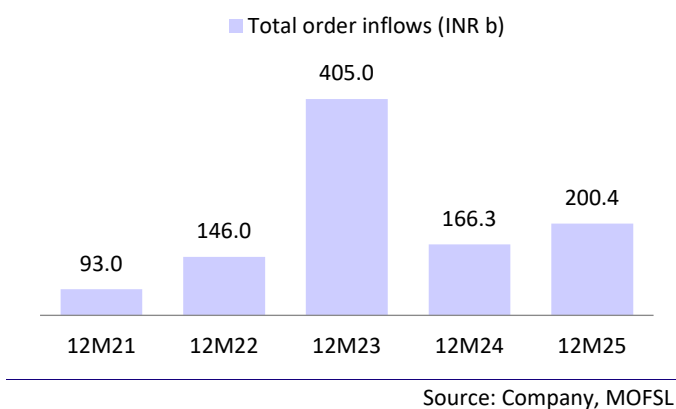


Exhibit 10: Smart infrastructure delivered a strong 21% CAGR in new orders over FY21–25 (INR b)

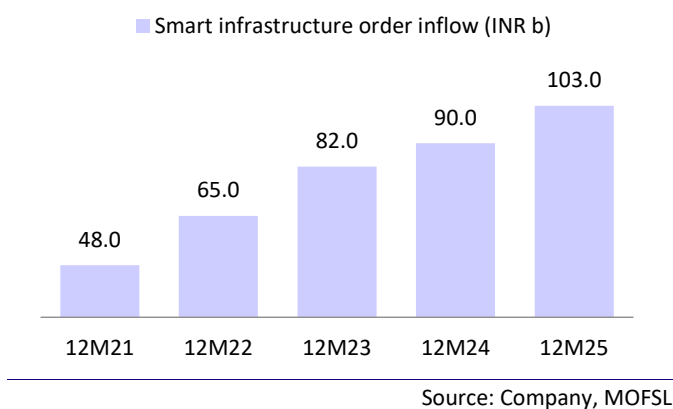


Exhibit 11: Mobility recorded a very strong 34% CAGR in new orders over FY21–25 (INR b)

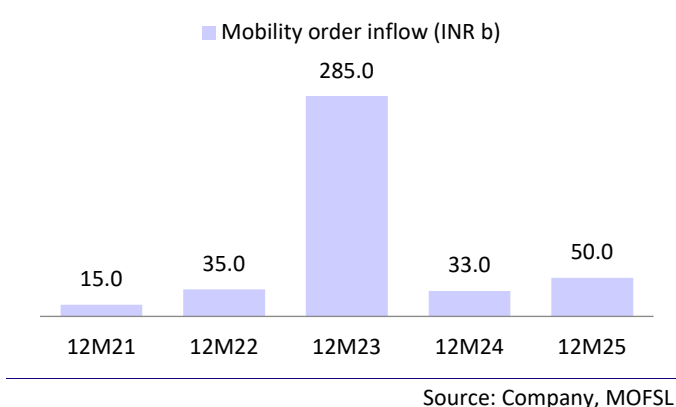


Exhibit 12: Digital Industries saw a moderate 6% CAGR in new orders over FY21–25 (INR b)

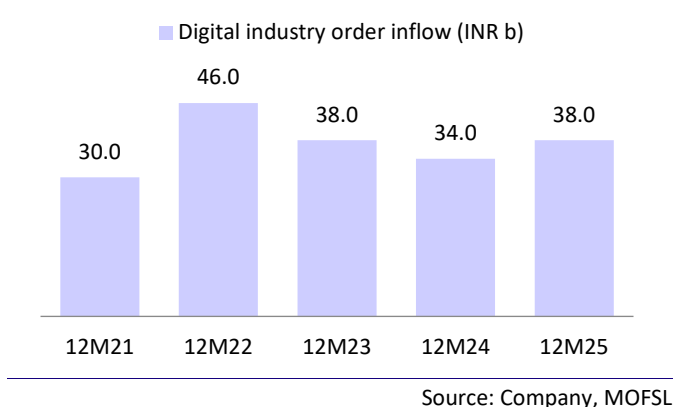


Exhibit 13: We expect overall revenue (ex-energy) to clock a CAGR of 11% over FY24–28 (INR b)

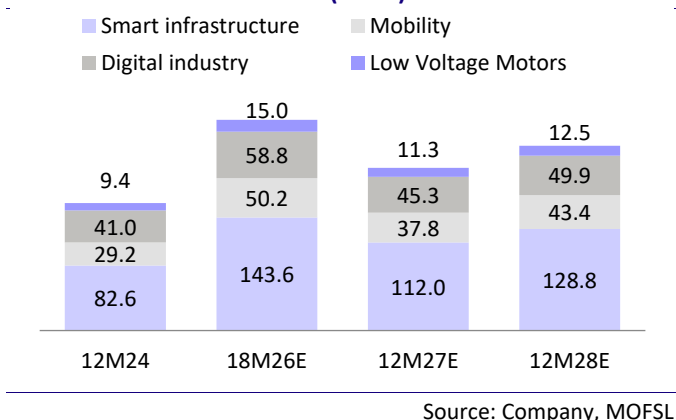


Exhibit 14: We expect Smart Infra to record a CAGR of 14%, while its margin is expected to be stable at 13–15%

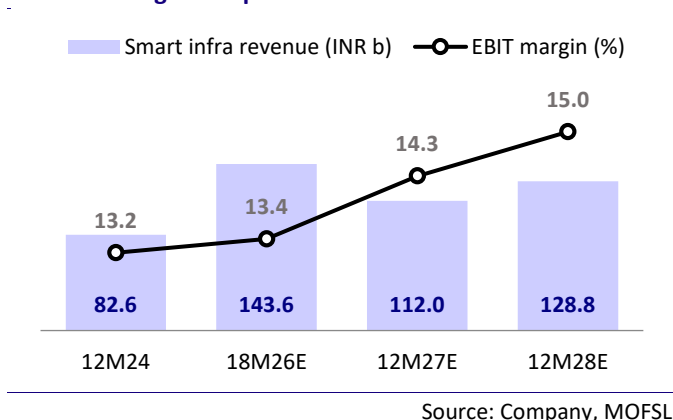
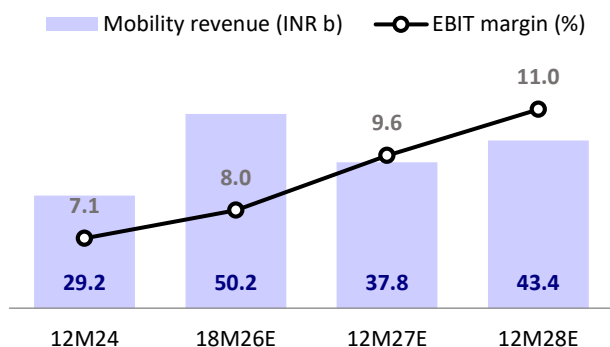
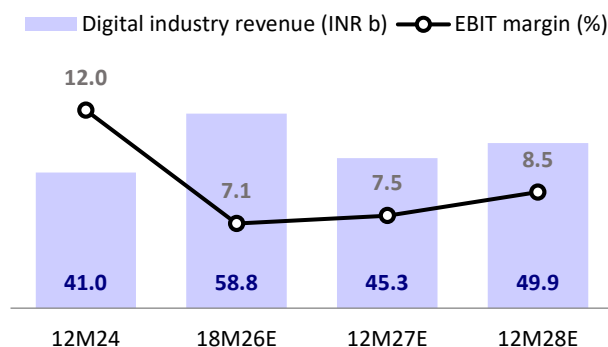


Exhibit 15: We expect mobility segment revenues to grow a CAGR of 12%, and margin to expand on better execution



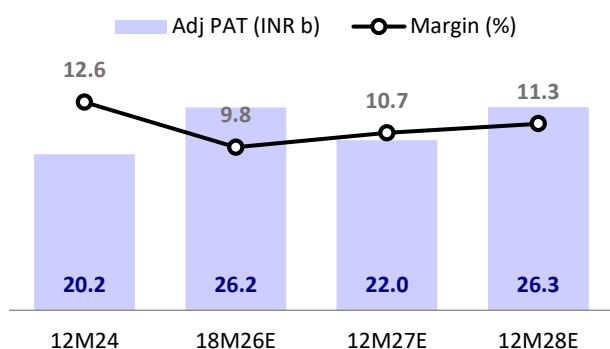
Source: Company, MOFSL

Exhibit 16: Digital industry to register a CAGR of 6%, and margins are also likely to remain weak



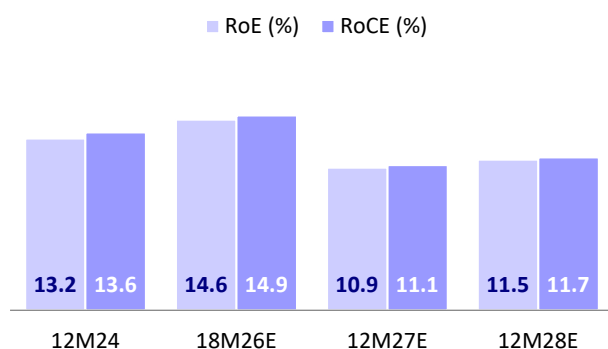
Source: Company, MOFSL

Exhibit 17: We expect PAT to reflect the improvement in EBITDA margin



Source: Company, MOFSL

Exhibit 18: We expect RoE and RoCE to broadly range between 11-12%



Source: Company, MOFSL

Exhibit 19: We cut our estimates by 1%/4%/4% in 18MFY26E/12MFY27E/12MFY28E as we bake in lower margin

(INR M)	18MFY26E			12MFY27E			12MFY28E		
	Rev	Old	Chg (%)	Rev	Old	Chg (%)	Rev	Old	Chg (%)
Net Sales	2,66,420	2,66,420	-	2,05,482	2,05,482	-	2,33,428	2,33,428	-
EBITDA	31,418	31,707	(0.9)	26,655	27,917	(4.5)	32,240	33,486	(3.7)
EBITDA (%)	11.8	11.9	-11 bps	13.0	13.6	-61 bps	13.8	14.3	-53 bps
Adj. PAT	26,229	26,453	(0.8)	22,013	22,990	(4.3)	26,281	27,290	(3.7)
EPS (INR)	73.7	74.3	(0.8)	61.8	64.6	(4.3)	73.8	76.7	(3.7)

Source: MOFSL

Financials and Valuation

Consolidated Income Statement

(INR M)

Y/E March	2024	18M2026E	12M2027E	12M2028E
Net Sales	1,60,817	2,66,420	2,05,482	2,33,428
Change (%)	NA	65.7	-22.9	13.6
Raw Materials	1,12,891	1,83,826	1,41,780	1,61,062
Gross Profit	47,926	82,594	63,703	72,366
Employee Cost	14,557	26,109	20,137	22,876
Other Expenses	12,167	25,067	16,911	17,251
Total Expenditure	1,39,615	2,35,002	1,78,828	2,01,189
% of Net Sales	86.8	88.2	87.0	86.2
EBITDA	21,202	31,418	26,655	32,240
Margin (%)	13.2	11.8	13.0	13.8
Depreciation	2,556	4,216	2,875	3,003
EBIT	18,646	27,202	23,779	29,236
Interest	440	218	140	140
Other Income	8,771	8,324	5,790	6,038
PBT Before EO Exp	26,977	35,307	29,429	35,135
EO Items	0	0	0	0
PBT After EO Exp	26,977	35,307	29,429	35,135
Tax	6,773	9,078	7,416	8,854
Rate (%)	25.1	25.7	25.2	25.2
MI & P/L of Asso. Cos	0	0	0	0
Reported PAT	20,204	26,229	22,013	26,281
Change (%)	NA	29.8	-16.1	19.4
Adjusted PAT	20,204	26,229	22,013	26,281
Change (%)	NA	29.8	-16.1	19.4
Margin (%)	12.6	9.8	10.7	11.3

Consolidated Balance Sheet

(INR M)

Y/E March	2024	18M2026E	12M2027E	12M2028E
Share Capital	712	712	712	712
Reserves	1,52,855	1,79,084	2,01,097	2,27,378
Net Worth	1,53,567	1,79,796	2,01,809	2,28,090
Minority Interest	94	94	94	94
Loans	0	0	0	0
Deferred Tax Liability	-2,776	-2,776	-2,776	-2,776
Capital Employed	1,50,885	1,77,114	1,99,127	2,25,408
Net Fixed Assets	13,393	14,177	14,302	14,299
Capital WIP	1,033	1,033	1,033	1,033
Investments	653	653	653	653
Curr. Assets	2,35,138	2,45,552	2,80,223	3,19,710
Inventory	26,305	34,074	39,241	44,577
Debtors	44,484	51,800	59,654	67,767
Cash & Bank Balance	95,679	48,442	93,586	1,07,690
Loans & Advances	4,618	5,124	5,901	6,703
Other Current Assets	64,052	1,06,113	81,842	92,972
Current Liab. & Prov.	99,332	84,301	97,083	1,10,287
Creditors	47,045	26,288	30,274	34,391
Other Liabilities	33,603	37,283	42,936	48,775
Provisions	18,684	20,730	23,873	27,120
Net Current Assets	1,35,806	1,61,251	1,83,139	2,09,423
Application of Funds	1,50,885	1,77,114	1,99,127	2,25,408

2024 data is for 12 months Sep Y/E, 2026 data is for 18 months Mar Y/E, 2027/2028 is for 12 months Mar Y/E

Financials and Valuation

Ratios

Y/E March	2024	18M2026E	12M2027E	12M2028E
Basic (INR)	56.8	73.7	61.8	73.8
Adjusted EPS	56.8	73.7	61.8	73.8
Growth (%)	NA	29.8	-16.1	19.4
Cash EPS	63.9	85.5	69.9	82.3
Book Value	431.4	505.0	566.9	640.7
Valuation (x)				
P/E	54.9	42.3	50.4	42.2
Cash P/E	48.8	36.4	44.6	37.9
EV/EBITDA	47.8	33.8	38.1	31.1
EV/Sales	6.3	4.0	4.9	4.3
Price/Book Value	7.2	6.2	5.5	4.9
Profitability Ratios (%)				
RoE	13.2	14.6	10.9	11.5
RoCE	13.6	14.9	11.1	11.7
RoIC	25.6	15.8	17.0	18.7
Turnover Ratios				
Debtors (Days)	101	106	106	106
Inventory (Days)	60	70	70	70
Creditors. (Days)	107	54	54	54
Asset Turnover (x)	1.1	1.5	1.0	1.0
Leverage Ratio				
Net Debt/Equity (x)	-0.6	-0.3	-0.5	-0.5

Consolidated Cash Flow Statement

Y/E March	18M2026E	12M2027E	12M2028E
PBT before EO Items	35,307	29,429	35,135
Add : Depreciation	4,216	2,875	3,003
Interest	218	140	140
Less : Direct Taxes Paid	9,078	7,416	8,854
(Inc)/Dec in WC	72,682	-23,256	12,179
Others	-8,324	-5,790	-6,038
CF from Operations	-50,342	42,494	11,206
(Inc)/Dec in FA	-5,000	-3,000	-3,000
Free Cash Flow	-55,342	39,494	8,206
(Pur)/Sale of Investments	0	0	0
Others	8,324	5,790	6,038
CF from Investments	3,324	2,790	3,038
(Inc)/Dec in Net Worth	0	0	0
(Inc)/Dec in Debt	0	0	0
Less : Interest Paid	218	140	140
Dividend Paid	0	0	0
Others	0	0	0
CF from Fin. Activity	-218	-140	-140
Inc/Dec of Cash	-47,237	45,144	14,104
Add: Beginning Balance	95,679	48,442	93,586
Other Bank Balances	0	0	0
Closing Balance	48,442	93,586	1,07,690

Investment in securities market are subject to market risks. Read all the related documents carefully before investing

Explanation of Investment Rating	
Investment Rating	Expected return (over 12-month)
BUY	>=15%
SELL	< - 10%
NEUTRAL	< - 10 % to 15%
UNDER REVIEW	Rating may undergo a change
NOT RATED	We have forward looking estimates for the stock but we refrain from assigning recommendation

*In case the recommendation given by the Research Analyst is inconsistent with the investment rating legend for a continuous period of 30 days, the Research Analyst shall be within following 30 days take appropriate measures to make the recommendation consistent with the investment rating legend.

Disclosures

The following Disclosures are being made in compliance with the SEBI Research Analyst Regulations 2014 (herein after referred to as the Regulations).

Motilal Oswal Financial Services Ltd. (MOFSL) is a SEBI Registered Research Analyst having registration no. INH000000412. MOFSL, the Research Entity (RE) as defined in the Regulations, is engaged in the business of providing Stock broking services, Depository participant services & distribution of various financial products. MOFSL is a listed public company, the details in respect of which are available on www.motilaloswal.com. MOFSL (erstwhile Motilal Oswal Securities Limited - MOSL) is registered with the Securities & Exchange Board of India (SEBI) and is a registered Trading Member with National Stock Exchange of India Ltd. (NSE) and Bombay Stock Exchange Limited (BSE), Multi Commodity Exchange of India Limited (MCX) and National Commodity & Derivatives Exchange Limited (NCDEX) for its stock broking activities & is Depository participant with Central Depository Services Limited (CDSL) National Securities Depository Limited (NSDL), NERL, COMRIS and CCRL and is member of Association of Mutual Funds of India (AMFI) for distribution of financial products and Insurance Regulatory & Development Authority of India (IRDA) as Corporate Agent for insurance products. Details of associate entities of Motilal Oswal Financial Services Limited are available on the website at <http://online.reports.motilaloswal.com/Dormant/documents/List%20of%20Associate%20companies.pdf>

MOFSL and its associate company(ies), their directors and Research Analyst and their relatives may; (a) from time to time, have a long or short position in, act as principal in, and buy or sell the securities or derivatives thereof of companies mentioned herein. (b) be engaged in any other transaction involving such securities and earn brokerage or other compensation or act as a market maker in the financial instruments of the company(ies) discussed herein or act as an advisor or lender/borrower to such company(ies) or may have any other potential conflict of interests with respect to any recommendation and other related information and opinions; however the same shall have no bearing whatsoever on the specific recommendations made by the analyst(s), as the recommendations made by the analyst(s) are completely independent of the views of the associates of MOFSL even though there might exist an inherent conflict of interest in some of the stocks mentioned in the research report.

MOFSL and / or its affiliates do and seek to do business including investment banking with companies covered in its research reports. As a result, the recipients of this report should be aware that MOFSL may have a potential conflict of interest that may affect the objectivity of this report. Compensation of Research Analysts is not based on any specific merchant banking, investment banking or brokerage service transactions. Details of pending Enquiry Proceedings of Motilal Oswal Financial Services Limited are available on the website at <https://galaxy.motilaloswal.com/ResearchAnalyst/PublishViewLitigation.aspx>

A graph of daily closing prices of securities is available at www.nseindia.com, www.bseindia.com. Research Analyst views on Subject Company may vary based on Fundamental research and Technical Research. Proprietary trading desk of MOFSL or its associates maintains arm's length distance with Research Team as all the activities are segregated from MOFSL research activity and therefore it can have an independent view with regards to Subject Company for which Research Team have expressed their views.

Regional Disclosures (outside India)

This report is not directed or intended for distribution to or use by any person or entity resident in a state, country or any jurisdiction, where such distribution, publication, availability or use would be contrary to law, regulation or which would subject MOFSL & its group companies to registration or licensing requirements within such jurisdictions.

For Hong Kong:

This report is distributed in Hong Kong by Motilal Oswal capital Markets (Hong Kong) Private Limited, a licensed corporation (CE AYY-301) licensed and regulated by the Hong Kong Securities and Futures Commission (SFC) pursuant to the Securities and Futures Ordinance (Chapter 571 of the Laws of Hong Kong) "SFO". As per SEBI (Research Analyst Regulations) 2014 Motilal Oswal Securities (SEBI Reg. No. INH000000412) has an agreement with Motilal Oswal capital Markets (Hong Kong) Private Limited for distribution of research report in Hong Kong. This report is intended for distribution only to "Professional Investors" as defined in Part I of Schedule 1 to SFO. Any investment or investment activity to which this document relates is only available to professional investor and will be engaged only with professional investors." Nothing here is an offer or solicitation of these securities, products and services in any jurisdiction where their offer or sale is not qualified or exempt from registration. The Indian Analyst(s) who compile this report is/are not located in Hong Kong & are not conducting Research Analysis in Hong Kong.

For U.S.

Motilal Oswal Financial Services Limited (MOFSL) is not a registered broker - dealer under the U.S. Securities Exchange Act of 1934, as amended (the "1934 act") and under applicable state laws in the United States. In addition MOFSL is not a registered investment adviser under the U.S. Investment Advisers Act of 1940, as amended (the "Advisers Act" and together with the 1934 Act, the "Acts"), and under applicable state laws in the United States. Accordingly, in the absence of specific exemption under the Acts, any brokerage and investment services provided by MOFSL, including the products and services described herein are not available to or intended for U.S. persons. This report is intended for distribution only to "Major Institutional Investors" as defined by Rule 15a-6(b)(4) of the Exchange Act and interpretations thereof by SEC (henceforth referred to as "major institutional investors"). This document must not be acted on or relied on by persons who are not major institutional investors. Any investment or investment activity to which this document relates is only available to major institutional investors and will be engaged in only with major institutional investors. In reliance on the exemption from registration provided by Rule 15a-6 of the U.S. Securities Exchange Act of 1934, as amended (the "Exchange Act") and interpretations thereof by the U.S. Securities and Exchange Commission ("SEC") in order to conduct business with Institutional Investors based in the U.S., MOFSL has entered into a chaperoning agreement with a U.S. registered broker-dealer, Motilal Oswal Securities International Private Limited. ("MOSIPL"). Any business interaction pursuant to this report will have to be executed within the provisions of this chaperoning agreement.

The Research Analysts contributing to the report may not be registered/qualified as research analyst with FINRA. Such research analyst may not be associated persons of the U.S. registered broker-dealer, MOSIPL, and therefore, may not be subject to NASD rule 2711 and NYSE Rule 472 restrictions on communication with a subject company, public appearances and trading securities held by a research analyst account.

For Singapore

In Singapore, this report is being distributed by Motilal Oswal Capital Markets (Singapore) Pte. Ltd. ("MOCMSPL") (UEN 201129401Z), which is a holder of a capital markets services license and an exempt financial adviser in Singapore. This report is distributed solely to persons who (a) qualify as "institutional investors" as defined in section 4A(1)(c) of the Securities and Futures Act of Singapore ("SFA") or (b) are considered "accredited investors" as defined in section 2(1) of the Financial Advisers Regulations of Singapore read with section 4A(1)(a) of the SFA. Accordingly, if a recipient is neither an "institutional investor" nor an "accredited investor", they must immediately discontinue any use of this Report and inform MOCMSPL.

In respect of any matter arising from or in connection with the research you could contact the following representatives of MOCMSPL. In case of grievances for any of the services rendered by MOCMSPL write to grievances@motilaloswal.com.

Nainesh Rajani

Email: nainesh.rajani@motilaloswal.com

Contact: (+65) 8328 0276

Specific Disclosures

- Research Analyst and/or his/her relatives do not have a financial interest in the subject company(ies), as they do not have equity holdings in the subject company(ies).
MOFSL has financial interest in the subject company(ies) at the end of the week immediately preceding the date of publication of the Research Report: Yes.
Nature of Financial interest is holding equity shares or derivatives of the subject company
- Research Analyst and/or his/her relatives do not have actual/beneficial ownership of 1% or more securities in the subject company(ies) at the end of the month immediately preceding the date of publication of Research Report.
MOFSL has actual/beneficial ownership of 1% or more securities of the subject company(ies) at the end of the month immediately preceding the date of publication of Research Report: No
- Research Analyst and/or his/her relatives have not received compensation/other benefits from the subject company(ies) in the past 12 months.
MOFSL may have received compensation from the subject company(ies) in the past 12 months.
- Research Analyst and/or his/her relatives do not have material conflict of interest in the subject company at the time of publication of research report.
MOFSL does not have material conflict of interest in the subject company at the time of publication of research report.
- Research Analyst has not served as an officer, director or employee of subject company(ies).
- MOFSL has not acted as a manager or co-manager of public offering of securities of the subject company in past 12 months.
- MOFSL has not received compensation for investment banking /merchant banking/brokerage services from the subject company(ies) in the past 12 months.
- MOFSL may have received any compensation for products or services other than investment banking or merchant banking or brokerage services from the subject company(ies) in the past 12 months.
- MOFSL may have received compensation or other benefits from the subject company(ies) or third party in connection with the research report.
- MOFSL has not engaged in market making activity for the subject company.

The associates of MOFSL may have:
financial interest in the subject company

actual/beneficial ownership of 1% or more securities in the subject company at the end of the month immediately preceding the date of publication of the Research Report or date of the public appearance.

received compensation/other benefits from the subject company in the past 12 months

any other potential conflict of interests with respect to any recommendation and other related information and opinions.; however the same shall have no bearing whatsoever on the specific recommendations made by the analyst(s), as the recommendations made by the analyst(s) are completely independent of the views of the associates of MOFSL even though there might exist an inherent conflict of interest in some of the stocks mentioned in the research report.

acted as a manager or co-manager of public offering of securities of the subject company in past 12 months

be engaged in any other transaction involving such securities and earn brokerage or other compensation or act as a market maker in the financial instruments of the company(ies) discussed herein or act as an advisor or lender/borrower to such company(ies)

received compensation from the subject company in the past 12 months for investment banking / merchant banking / brokerage services or from other than said services.

Served subject company as its clients during twelve months preceding the date of distribution of the research report.

The associates of MOFSL has not received any compensation or other benefits from third party in connection with the research report

Above disclosures include beneficial holdings lying in demat account of MOFSL which are opened for proprietary investments only. While calculating beneficial holdings, It does not consider demat accounts which are opened in name of MOFSL for other purposes (i.e holding client securities, collaterals, error trades etc.). MOFSL also earns DP income from clients which are not considered in above disclosures.

Analyst Certification

The views expressed in this research report accurately reflect the personal views of the analyst(s) about the subject securities or issues, and no part of the compensation of the research analyst(s) was, is, or will be directly or indirectly related to the specific recommendations and views expressed by research analyst(s) in this report.

Terms & Conditions:

This report has been prepared by MOFSL and is meant for sole use by the recipient and not for circulation. The report and information contained herein is strictly confidential and may not be altered in any way, transmitted to, copied or distributed, in part or in whole, to any other person or to the media or reproduced in any form, without prior written consent of MOFSL. The report is based on the facts, figures and information that are considered true, correct, reliable and accurate. The intent of this report is not recommendatory in nature. The information is obtained from publicly available media or other sources believed to be reliable. Such information has not been independently verified and no guaranty, representation of warranty, express or implied, is made as to its accuracy, completeness or correctness. All such information and opinions are subject to change without notice. The report is prepared solely for informational purpose and does not constitute an offer document or solicitation of offer to buy or sell or subscribe for securities or other financial instruments for the clients. Though disseminated to all the customers simultaneously, not all customers may receive this report at the same time. MOFSL will not treat recipients as customers by virtue of their receiving this report.

Disclaimer:

The report and information contained herein is strictly confidential and meant solely for the selected recipient and may not be altered in any way, transmitted to, copied or distributed, in part or in whole, to any other person or to the media or reproduced in any form, without prior written consent. This report and information herein is solely for informational purpose and may not be used or considered as an offer document or solicitation of offer to buy or sell or subscribe for securities or other financial instruments. Nothing in this report constitutes investment, legal, accounting and tax advice or a representation that any investment or strategy is suitable or appropriate to your specific circumstances. The securities discussed and opinions expressed in this report may not be suitable for all investors, who must make their own investment decisions, based on their own investment objectives, financial positions and needs of specific recipient. This may not be taken in substitution for the exercise of independent judgment by any recipient. Each recipient of this document should make such investigations as it deems necessary to arrive at an independent evaluation of an investment in the securities of companies referred to in this document (including the merits and risks involved), and should consult its own advisors to determine the merits and risks of such an investment. The investment discussed or views expressed may not be suitable for all investors. Certain transactions -including those involving futures, options, another derivative products as well as non-investment grade securities - involve substantial risk and are not suitable for all investors. No representation or warranty, express or implied, is made as to the accuracy, completeness or fairness of the information and opinions contained in this document. The Disclosures of Interest Statement incorporated in this document is provided solely to enhance the transparency and should not be treated as endorsement of the views expressed in the report. This information is subject to change without any prior notice. The Company reserves the right to make modifications and alternations to this statement as may be required from time to time without any prior approval. MOFSL, its associates, their directors and the employees may from time to time, effect or have effected an own account transaction in, or deal as principal or agent in or for the securities mentioned in this document. They may perform or seek to perform investment banking or other services for, or solicit investment banking or other business from, any company referred to in this report. Each of these entities functions as a separate, distinct and independent of each other. The recipient should take this into account before interpreting the document. This report has been prepared on the basis of information that is already available in publicly accessible media or developed through analysis of MOFSL. The views expressed are those of the analyst, and the Company may or may not subscribe to all the views expressed therein. This document is being supplied to you solely for your information and may not be reproduced, redistributed or passed on, directly or indirectly, to any other person or published, copied, in whole or in part, for any purpose. This report is not directed or intended for distribution to, or use by, any person or entity who is a citizen or resident of or located in any locality, state, country or other jurisdiction, where such distribution, publication, availability or use would be contrary to law, regulation or which would subject MOFSL to any registration or licensing requirement within such jurisdiction. The securities described herein may or may not be eligible for sale in all jurisdictions or to certain category of investors. Persons in whose possession this document may come are required to inform themselves of and to observe such restriction. Neither the Firm, not its directors, employees, agents or representatives shall be liable for any damages whether direct or indirect, incidental, special or consequential including lost revenue or lost profits that may arise from or in connection with the use of the information. The person accessing this information specifically agrees to exempt MOFSL or any of its affiliates or employees from, any and all responsibility/liability arising from such misuse and agrees not to hold MOFSL or any of its affiliates or employees responsible for any such misuse and further agrees to hold MOFSL or any of its affiliates or employees free and harmless from all losses, costs, damages, expenses that may be suffered by the person accessing this information due to any errors and delays.

This report is meant for the clients of Motilal Oswal only.

Investment in securities market are subject to market risks. Read all the related documents carefully before investing.

Registration granted by SEBI and certification from NISM in no way guarantee performance of the intermediary or provide any assurance of returns to investors.

Registered Office Address: Motilal Oswal Tower, Rahimtullah Sayani Road, Opposite Parel ST Depot, Prabhadevi, Mumbai-400025; Tel No.: 022 - 71934200 / 71934263; www.motilaloswal.com.

Correspondence Address: Palm Spring Centre, 2nd Floor, Palm Court Complex, New Link Road, Malad (West), Mumbai- 400 064. Tel No: 022 71881000. Details of Compliance Officer: Neeraj Agarwal, Email Id: na@motilaloswal.com, Contact No.:022-40548085.

Grievance Redressal Cell:

Contact Person	Contact No.	Email ID
Ms. Hemangi Date	022 40548000 / 022 67490600	query@motilaloswal.com
Ms. Kumud Upadhyay	022 40548082	servicehead@motilaloswal.com
Mr. Ajay Menon	022 40548083	am@motilaloswal.com

Registration details of group entities.: Motilal Oswal Financial Services Ltd. (MOFSL): INZ000158836 (BSE/NSE/MCX/NCDX); CDSL and NSDL: IN-DP-16-2015; Research Analyst: INH000000412 . AMFI: ARN : 146822. IRDA Corporate Agent – CA0579. Motilal Oswal Financial Services Ltd. is a distributor of Mutual Funds, PMS, Fixed Deposit, Insurance, Bond, NCDs and IPO products.

Customer having any query/feedback/ clarification may write to query@motilaloswal.com. In case of grievances for any of the services rendered by Motilal Oswal Financial Services Limited (MOFSL) write to grievances@motilaloswal.com, for DP to dp@grievances@motilaloswal.com.