



Solid Research
Solid Relationships

Fundamental Outlook

Global Market Setup

- U.S. stocks **dipped** on Monday, kicking off the final week of the year on a softer note.
- Dow Jones was down **-0.5%**, S&P 500 was lower **-0.4%**, and Nasdaq ended **-0.5%**.
- All European indices closed marginally higher
- Dow futures is currently trading with marginal gains **(+0.02%)**
- Asian indices are trading on a mixed note
- Global Cues: Weak

Indian Market Setup

Indian equities ended lower in a subdued, low-volume session amid sustained foreign institutional investor outflows and lack of triggers.

- **Nifty50 fell by 100 points to close at 25,942 (-0.4%)**
- **Nifty Midcap 100 and Smallcap 100 declined by -0.5% and -0.7% respectively.**
- **FII: -2,760cr; DII: +₹2,644cr**
- **GIFT Nifty is currently trading -0.1% lower**
- **Domestic Cues: Muted**

Stocks in News

Nifty rebalancing on December 30 is likely to lead to heavy ETF and index fund–driven selling, creating short-term pressure on select large-cap stocks. ICICI Bank (~\$152 million) and HDFC Bank (~\$149 million) are expected to see the largest outflows, while Bajaj Finserv, HDFC Life and Divi's Laboratories may face higher volatility due to significant volume impact.

Lupin: Lupin has signed an exclusive India deal with Gan & Lee Pharmaceuticals to launch Bofanglutide, a fortnightly GLP-1 injectable that cuts dosing frequency by ~50% and targets a large market of ~90 million adults with diabetes in India.

View: **Positive**

L&T: Larsen & Toubro has won a ₹1,000–2,500 crore order for Phase-2 of the Hyderabad Greenfield Radial Road, involving construction of a 22.3 km, 3+3 lane access-controlled corridor connecting the Outer Ring Road to the proposed Regional Ring Road, improving connectivity to key IT and industrial hubs.

View: **Positive**

Fundamental Actionable Idea

Bharat Electronics

CMP INR 393, TP INR 500, 27% Upside, Buy, MTF Stock

- The Defence Acquisition Council (DAC), chaired by Union Defence Minister Rajnath Singh, has cleared proposals worth Rs 79,000 crore to buy radars, radios, automatic take-off landing recording systems and other equipment for its army, navy and air force, the defence ministry said on December 29.
- Bharat Electronics (BHE) is well-positioned to capture orders for radar systems, drone detection, HF SDR communications equipment, GBMES, and electronics portion of other systems.
- Bharat Electronics Limited has secured additional defence orders worth INR 569 crore for radars, communication and allied defence systems.
- We expect BEL to benefit from orders for next-generation corvettes, electronic warfare, follow-on orders for electronics for 97 Tejas Mk1A, loitering munition programs, and export opportunities. We expect sales/EBITDA/PAT CAGR of 18%/17%/17% over FY25–28.
- **View: BUY**

Fundamental Actionable Idea

Shriram Finance

CMP INR 955, TP INR 1100, 15% Upside, Buy, MTF Stock

- Shriram Finance received its first credit rating upgrade following the announcement of its deal with Japan's MUFG.
- CARE Ratings has upgraded the credit rating on Shriram Finance's non convertible debentures and subordinate debt worth ₹2,500 crore to "CARE AAA; Stable" from "CARE AA+; Stable".
- SHFL has navigated recent asset-quality pressures better than most vehicle financiers, delivering stronger performance than peers. NIMs are expanding as excess liquidity normalizes, and growth is set to accelerate, supported by GST rate cuts, a favorable monsoon, and easing inflation.
- SHFL continues to deliver sector-leading performance, driven by broadbased loan growth, a diversified product mix, and disciplined risk management. We expect ~25% PAT CAGR and RoA/RoE of ~3.8%/13.2% by FY28E.
- **View: BUY**

Basketonomix: 2026 Top Picks

- As we enter 2026, India's structural growth story remains intact, with improving earnings, supportive policies and a revival in private investment expected to drive market performance.
- We expect Nifty earnings growth to bounce to 9% in FY26E (from 1% in FY25) and further improve to 15% in both FY27E and FY28E.
- We prefer sectors with strong earnings visibility and reasonable valuations—led by financials, consumption plays, industrials/capital goods, along with select healthcare and digital themes.

Time Frame: 12 months

Review: Monthly

Upside: 15 –20%

Risk: Moderate

Benchmark: Nifty 200

Script	CMP as on 29 th Dec 2025	Weightage (%)
Bharti Airtel	2,081	10
SBI	966	10
HCL Tech	1,631	10
Eternal	283	10
TVS Motors	3,580	10
Max Financial	1,640	10
Biocon	391	10
JK Cement	5,730	10
Poonawalla Fincorp	475	10
Privi Speciality	3,145	10

Investment in securities market are subject to market risks, read all the related documents carefully before investing.

Focus Investment Ideas

All Stocks Available in MTF

Duration : 1 Year Horizon

Stock Name	Rating	CMP (Rs)	Target (Rs)	Upside (%)
HCL Tech	Buy	1,631	2,150	32%
Bharat Electronics	Buy	394	500	27%
ICICI Bank	Buy	1,344	1,700	26%
TVS Motors	Buy	3,580	4,159	16%
KEI Industries	Buy	4,400	4,960	13%

Technical Outlook

Nifty Technical Outlook

NIFTY (CMP : 25942) Nifty immediate support is at 25800 then 25700 zones while resistance at 26150 then 26250 zones. Now till it holds below 26000 zones, weakness could be seen towards 25800 then 25700 zones while hurdles are placed at 26150 and 26250 zones..

1-Nifty50 - 29/12/25



Investment in securities market are subject to market risks, read all the related documents carefully before investing.

Bank Nifty Technical Outlook

BANK NIFTY (CMP : 58932) Bank Nifty support is at 58750 then 58500 zones while resistance at 59250 then 59500 zones. Now till it holds below 59000 zones some weakness could be seen towards 58750 then 58500 levels while on the upside hurdle is seen at 59250 then 59500 zones.

1-Niftybank - 29/12/25



Sensex Technical Outlook

Sensex (CMP : 84695) Sensex support is at 84300 then 84000 zones while resistance at 85000 then 85300 zones. Now till it holds below 85000 zones weakness could be seen towards 84300 then 84000 zones while hurdles have shifted lower to 85000 then 85300 zones.

1-S&P BSESENSX - 29/12/25



Investment in securities market are subject to market risks, read all the related documents carefully before investing.

Midcap100 Index Technical Outlook

30-Dec-25



Nifty Midcap100 Stats

Advance	Decline
26	74

- Formed a bearish candle and RSI indicator showing weakness.

Smallcap250 Index Technical Outlook

30-Dec-25



Nifty SmallCap250 Stats

Advance
80

Decline
170

- Hurdle around 50 DEMA resistance zones and formed a bearish candle.

Sectoral Performance

30-Dec-25

	Closing	% Change			
Indices	29-Dec	1-day	2-days	3-days	5-days
NIFTY 50	25942	-0.38%	-0.77%	-0.90%	-0.09%
NIFTY BANK	58932	-0.13%	-0.42%	-0.62%	-0.23%
NIFTY MIDCAP 100	60001	-0.52%	-0.74%	-1.34%	-0.51%
NIFTY SMALLCAP 250	16526	-0.53%	-0.72%	-0.66%	0.72%
NIFTY FINANCIAL SERVICES	27364	-0.25%	-0.73%	-0.80%	-0.06%
NIFTY PRIVATE BANK	28352	-0.18%	-0.38%	-0.52%	-0.21%
NIFTY PSU BANK	8291	0.05%	-0.22%	-0.67%	-0.79%
NIFTY IT	38283	-0.75%	-1.78%	-2.27%	-1.06%
NIFTY FMCG	55192	0.11%	0.14%	-0.28%	0.75%
NIFTY OIL & GAS	11951	-0.06%	-0.07%	-0.82%	-0.07%
NIFTY PHARMA	22578	-0.47%	-0.79%	-1.30%	-0.76%
NIFTY AUTO	27593	-0.53%	-1.05%	-1.07%	-0.23%
NIFTY METAL	10789	-0.16%	0.43%	0.58%	2.55%
NIFTY REALTY	877	-0.67%	-0.90%	-0.73%	-0.87%
NIFTY INDIA DEFENCE	7728	-0.59%	-0.78%	-0.46%	2.71%

- Most of the Sectors closed negative while relative strength was seen in Nifty FMCG.

MARICO

(Mcap ₹ 97,759 Cr.)

F&O Stock, MTF stock

- Negated lower lows formation on daily chart.
- Strong bodied bullish candle.
- High volumes on up moves.
- Bounce up from 50 DEMA support zones.
- RSI momentum indicator rising.
- We recommend to buy the stock at CMP ₹753 with a SL of ₹734 and a TGT of ₹785.

RECOs	CMP	SL	TARGET	DURATION
BUY	753	734	785	1 Week



AUBANK

(CMP: 986, Mcap ₹ 73,696 Cr.)

F&O Stock, MTF stock

- Stock in overall uptrend.
- Bounce up from 20 DEMA.
- RSI indicator verge of bullish crossover.
- Immediate support at 955.



ASTRAL 27th Jan FUT

(CMP: 1375, Mcap ₹ 36,859 Cr.)

F&O Stock, MTF stock

- Trendline breakdown on daily chart.
- High selling volumes visible.
- RSI indicator showing weakness.
- Immediate support at 1410.



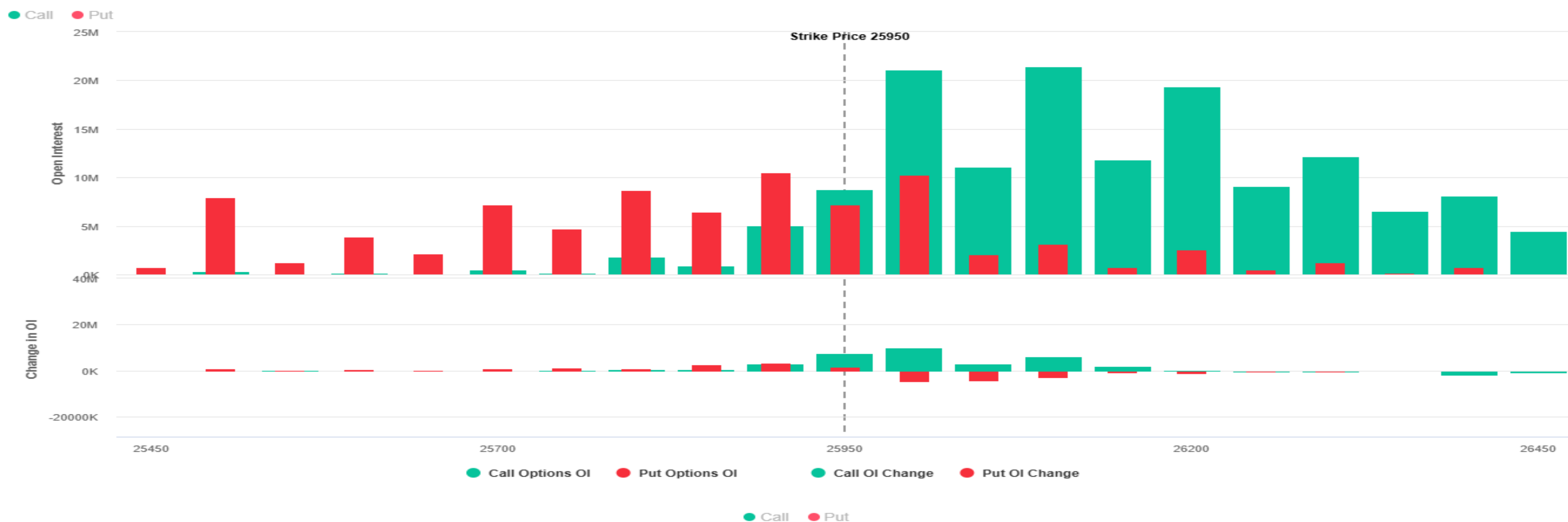
30-Dec-25

Derivative Outlook

Nifty : Option Data

30-Dec-25

- Maximum Call OI is at 26100 then 26200 strike while Maximum Put OI is at 25900 then 26000 strike.
- Call writing is seen at 26000 then 25950 strike while Put writing is seen at 25900 then 25850 strike.
- Option data suggests a broader trading range in between 25500 to 26300 zones while an immediate range between 25700 to 26100 levels.




Investment in securities market are subject to market risks, read all the related documents carefully before investing.

Option - Buying side strategy

Index	Single Leg Buying	Multi Leg Strategy
Nifty (Monthly)	26000 PE till it holds below 26000	Bear put Spread (Buy 25950 PE and Sell 25850 PE) at net premium cost of 30-35 points
Sensex (Weekly)	84700 PE till it holds below 85000	Bear put Spread (Buy 84700 PE and Sell 84500 PE) at net premium cost of 50-60 points
Bank Nifty (Monthly)	59000 PE till it holds below 59000	Bear put Spread (Buy 58900 PE and Sell 58600 PE) at net premium cost of 80-100 points

Option - Selling side strategy

Index	Writing
Nifty (Monthly)	25850 PE & 26150 CE
Sensex (Weekly)	83900 PE & 85900 CE
Bank Nifty (Monthly)	58600 PE & 59300 CE

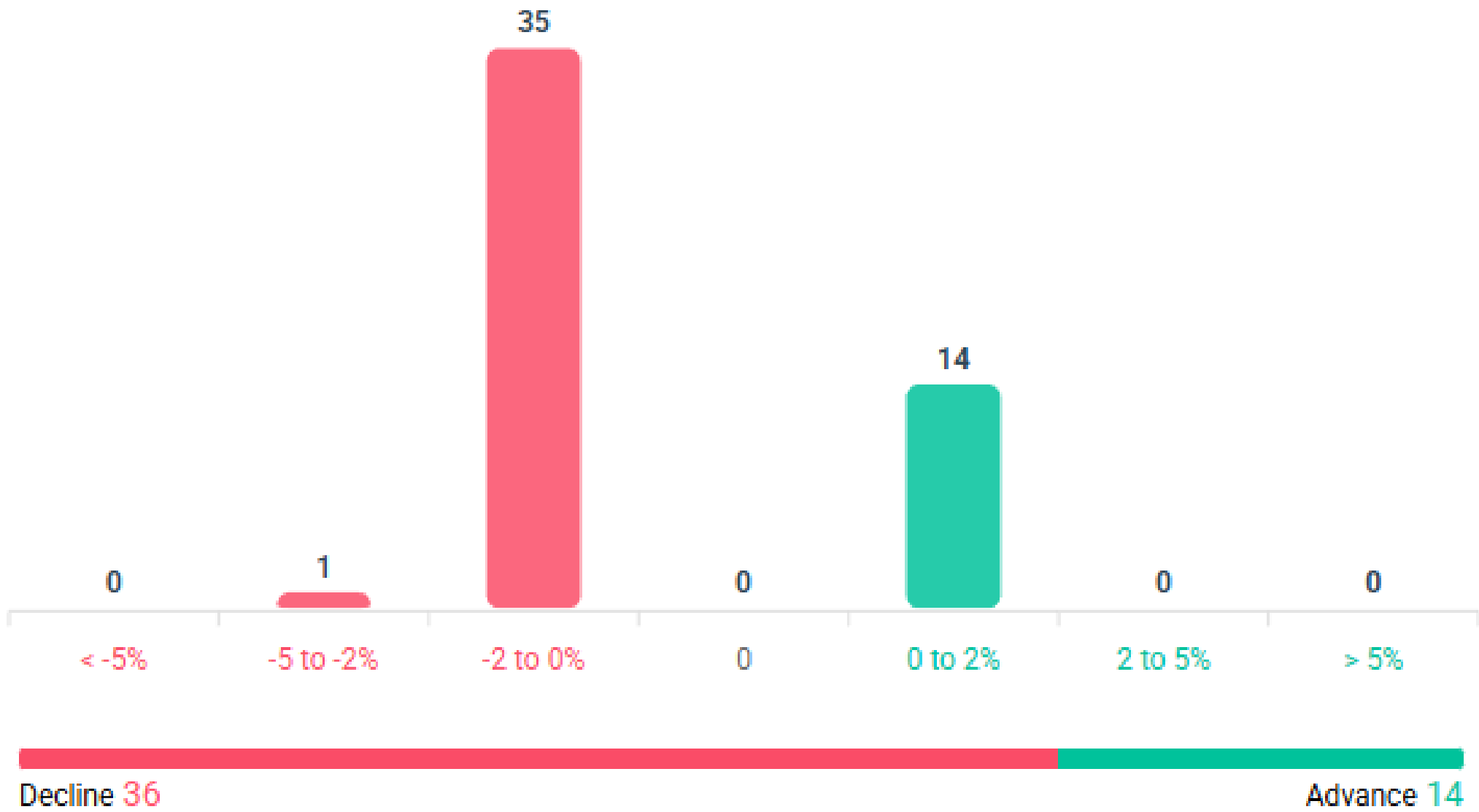
Weekly Option Range for Option Writers based on Different Confidence Band								
Date		30-Dec-25	Weekly Expiry		30-Dec-25	Days to weekly expiry		1
								
Nifty		25942	India VIX		9.7			
Confidence Band	Probability	% Away From Spot	Range				Total Premium (Put + Call)	Types of Trades
			Put	Premium	Call	Premium		
1.00	68%	± 0.4%	25850	14	26050	18	32	Aggressive
1.75	92%	± 0.5%	25800	7	26100	11	18	Conservative
2.00	95%	± 0.7%	25750	4	26150	7	11	Most Conservative
Date		30-Dec-25	Monthly Expiry		30-Dec-25	Days to weekly expiry		1
Bank Nifty		58932						
Confidence Band	Probability	% Away From Spot	Range				Total Premium (Put + Call)	Types of Trades
			Put	Premium	Call	Premium		
1.00	68%	± 0.4%	58700	42	59100	59	101	Aggressive
1.25	79%	± 0.6%	58600	26	59200	38	65	Less Aggressive
1.50	87%	± 0.7%	58500	17	59300	26	42	Neutral
1.75	92%	± 0.7%	58500	17	59300	26	42	Conservative
2.00	95%	± 0.9%	58400	11	59400	17	28	Most Conservative
Investments in securities markets are subject to market risks. Please read all related documents carefully.								

Nifty Advance Decline & Ban update

Stocks in Ban:

SAMMAANCAP

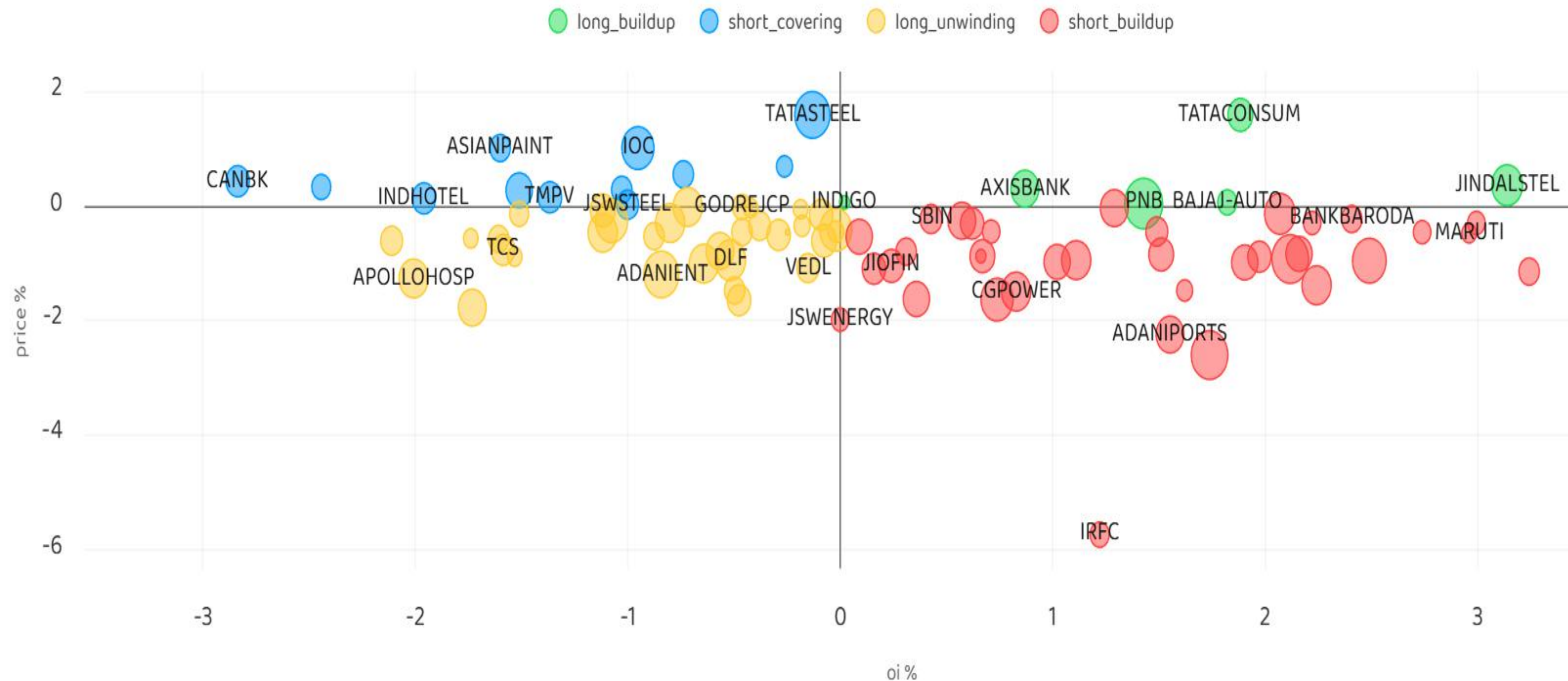
All FNO Nifty 50 Bank Nifty Fin Nifty



Investment in securities market are subject to market risks, read all the related documents carefully before investing.

Stocks : Derivatives Outlook

30-Dec-25



Investment in securities market are subject to market risks, read all the related documents carefully before investing.

Stocks : Options on radar

Stock	Call Strike (27 Jan Expiry)	Trade	Buying Range	SL	TGT	Logic
MARICO	760 CE	Buy	16-17	14	21	Long build up
TATACONSUM	1200 CE	Buy	30-31	26	40	Long build up

Stock	Put Strike (27 Jan Expiry)	Trade	Buying Range	SL	TGT	Logic
TRENT	4200 PE	Buy	115-116	95	155	Long unwinding
KAYNES	3900 PE	Buy	149-150	130	190	Short build up
DIXON	11750 PE	Buy	523-524	480	600	Short build up

Quant Outlook

Quant Intraday Sell Ideas

What is this?

Based on technical indicators this strategy gives 2 stocks that have a high likelihood to fall during the day (from open to close). This is an intraday Sell strategy which can provide a good cushioning during a black swan event.

Today's **Sell** Ideas:

Stock Names	Close Price	SL (1%)	TP (1%)
YESBANK (Sell)	21.36	21.57	21.15
AMBER (Sell)	6,493	6,558	6,428

What are the rules?

- Stock names will be given at market open (9:15 am)
- Recommended time to entry: between 9:15 to 9:30 am.
- Entry: We short 2 stocks daily (intraday)
- Exit: we will exit at 3:15 as this is an intraday call
- SL: is placed at 1% of the open.
- Book profit: At 1% fall since open.
- In special situations the book profit might be delayed if the stock is in free fall.

Siddhartha Khemka
Head – Retail Research

Chandan Taparia, CMT, CFTE
Head – Derivatives & Technical Research

Neil Jha
Head - Quant

Disclosures:

The following Disclosures are being made in compliance with the SEBI Research Analyst Regulations 2014 (herein after referred to as the Regulations).

Motilal Oswal Financial Services Ltd. (MOFSL) is a SEBI Registered Research Analyst having registration no. INH000000412 and BSE enlistment no. 5028. MOFSL, the Research Entity (RE) as defined in the Regulations, is engaged in the business of providing Stock broking services, Depository participant services & distribution of various financial products. MOFSL is a listed public company, the details in respect of which are available on www.motilaloswal.com. MOFSL is registered with the Securities & Exchange Board of India (SEBI) and is a registered Trading Member with National Stock Exchange of India Ltd. (NSE) and Bombay Stock Exchange Limited (BSE), Multi Commodity Exchange of India Limited (MCX) and National Commodity & Derivatives Exchange Limited (NCDEX) for its stock broking activities & is Depository participant with Central Depository Services Limited (CDSL) National Securities Depository Limited (NSDL), NERL, COMRIS and CCRL and is member of Association of Mutual Funds of India (AMFI) for distribution of financial products and Insurance Regulatory & Development Authority of India (IRDA) as Corporate Agent for insurance products and is a member of Association of Portfolio Managers in India (APMI) for distribution of PMS products. Details of associate entities of Motilal Oswal Financial Services Ltd. are available on the website at <http://onlinereports.motilaloswal.com/Dormant/documents/Associate%20Details.pdf>

Details of pending Enquiry Proceedings of Motilal Oswal Financial Services Limited are available on the website at <https://galaxy.motilaloswal.com/ResearchAnalyst/PublishViewLitigation.aspx>. As per Regulatory requirements, Research Audit Report is uploaded on www.motilaloswal.com > MOFSL-Important Links > MOFSL Research Analyst Compliance Audit Report.

MOFSL, its associates, Research Analyst or their relatives may have any financial interest in the subject company. MOFSL and/or its associates and/or Research Analyst or their relatives may have actual beneficial ownership of 1% or more securities in the subject company at the end of the month immediately preceding the date of publication of the Research Report or date of the public appearance. MOFSL and its associate company(ies), their directors and Research Analyst and their relatives may have any other potential conflict of interests at the time of publication of the research report or at the time of public appearance, however the same shall have no bearing whatsoever on the specific recommendations made by the analyst(s), as the recommendations made by the analyst(s) are completely independent of the views of the associates of MOFSL even though there might exist an inherent conflict of interest in some of the stocks mentioned in the research report..

In the past 12 months, MOFSL or any of its associates may have:

- a) received any compensation/other benefits from the subject company of this report
- b) managed or co-managed public offering of securities from subject company of this research report,
- c) received compensation for investment banking or merchant banking or brokerage services from subject company of this research report,
- d) received compensation for products or services other than investment banking or merchant banking or brokerage services from the subject company of this research report.

- MOFSL and its associates have not received any compensation or other benefits from the subject company or third party in connection with the research report.
- Subject Company may have been a client of MOFSL or its associates during twelve months preceding the date of distribution of the research report.
- Research Analyst may have served as director/officer/employee in the subject company.
- MOFSL and research analyst may engage in market making activity for the subject company.

MOFSL and its associate company(ies), and Research Analyst and their relatives from time to time may have:

a) a long or short position in, act as principal in, and buy or sell the securities or derivatives thereof of companies mentioned herein.

(b) be engaged in any other transaction involving such securities and earn brokerage or other compensation or act as a market maker in the financial instruments of the company(ies) discussed herein or act as an advisor or lender/borrower to such company(ies) or may have any other potential conflict of interests with respect to any recommendation and other related information and opinions.; however the same shall have no bearing whatsoever on the specific recommendations made by the analyst(s), as the recommendations made by the analyst(s) are completely independent of the views of the associates of MOFSL even though there might exist an inherent conflict of interest in some of the stocks mentioned in the research report.

Above disclosures include beneficial holdings lying in demat account of MOFSL which are opened for proprietary investments only. While calculating beneficial holdings, It does not consider demat accounts which are opened in name of MOFSL for other purposes (i.e holding client securities, collaterals, error trades etc.). MOFSL also earns DP income from clients which are not considered in above disclosures.

To enhance transparency, MOFSL has incorporated a Disclosure of Interest Statement in this document. This should, however, not be treated as endorsement of the views expressed in the report. MOFSL and / or its affiliates do and seek to do business including investment banking with companies covered in its research reports. As a result, the recipients of this report should be aware that MOFSL may have a potential conflict of interest that may affect the objectivity of this report.

Terms & Conditions:

This report has been prepared by MOFSL and is meant for sole use by the recipient and not for circulation. The report and information contained herein is strictly confidential and may not be altered in any way, transmitted to, copied or distributed, in part or in whole, to any other person or to the media or reproduced in any form, without prior written consent of MOFSL. The report is based on the facts, figures and information that are considered true, correct, reliable and accurate. The intent of this report is not recommendatory in nature. The information is obtained from publicly available media or other sources believed to be reliable. Such information has not been independently verified and no guaranty, representation of warranty, express or implied, is made as to its accuracy, completeness or correctness. All such information and opinions are subject to change without notice. The report is prepared solely for informational purpose and does not constitute an offer document or solicitation of offer to buy or sell or subscribe for securities or other financial instruments for the clients. Though disseminated to all the customers simultaneously, not all customers may receive this report at the same time. MOFSL will not treat recipients as customers by virtue of their receiving this report.

Analyst Certification

The views expressed in this research report accurately reflect the personal views of the analyst(s) about the subject securities or issues, and no part of the compensation of the research analyst(s) was, is, or will be directly or indirectly related to the specific recommendations and views expressed by research analyst(s) in this report.

Disclosure of Interest Statement

Analyst ownership of the stock	No
--------------------------------	----

A graph of daily closing prices of securities is available at www.nseindia.com, www.bseindia.com. Research Analyst views on Subject Company may vary based on Fundamental research and Technical Research. Proprietary trading desk of MOFSL or its associates maintains arm's length distance with Research Team as all the activities are segregated from MOFSL research activity and therefore it can have an independent view with regards to subject company for which Research Team have expressed their views.

Investment in securities market are subject to market risks, read all the related documents carefully before investing.

Regional Disclosures (outside India)

This report is not directed or intended for distribution to or use by any person or entity resident in a state, country or any jurisdiction, where such distribution, publication, availability or use would be contrary to law, regulation or which would subject MOFSL & its group companies to registration or licensing requirements within such jurisdictions.

For Hong Kong:

This report is distributed in Hong Kong by Motilal Oswal capital Markets (Hong Kong) Private Limited, a licensed corporation (CE AYY-301) licensed and regulated by the Hong Kong Securities and Futures Commission (SFC) pursuant to the Securities and Futures Ordinance (Chapter 571 of the Laws of Hong Kong) “SFO”. As per SEBI (Research Analyst Regulations) 2014 Motilal Oswal Financial Services Limited (SEBI Reg No. INH000000412) has an agreement with Motilal Oswal capital Markets (Hong Kong) Private Limited for distribution of research report in Hong Kong. This report is intended for distribution only to “Professional Investors” as defined in Part I of Schedule 1 to SFO. Any investment or investment activity to which this document relates is only available to professional investor and will be engaged only with professional investors.” Nothing here is an offer or solicitation of these securities, products and services in any jurisdiction where their offer or sale is not qualified or exempt from registration. The Indian Analyst(s) who compile this report is/are not located in Hong Kong & are not conducting Research Analysis in Hong Kong.

For U.S.

MOTILAL Oswal Financial Services Limited (MOFSL) is not a registered broker - dealer under the U.S. Securities Exchange Act of 1934, as amended (the "1934 act") and under applicable state laws in the United States. In addition MOFSL is not a registered investment adviser under the U.S. Investment Advisers Act of 1940, as amended (the "Advisers Act" and together with the 1934 Act, the "Acts), and under applicable state laws in the United States. Accordingly, in the absence of specific exemption under the Acts, any brokerage and investment services provided by MOFSL, including the products and services described herein are not available to or intended for U.S. persons. This report is intended for distribution only to "Major Institutional Investors" as defined by Rule 15a-6(b)(4) of the Exchange Act and interpretations thereof by SEC (henceforth referred to as "major institutional investors"). This document must not be acted on or relied on by persons who are not major institutional investors. Any investment or investment activity to which this document relates is only available to major institutional investors and will be engaged in only with major institutional investors. In reliance on the exemption from registration provided by Rule 15a-6 of the U.S. Securities Exchange Act of 1934, as amended (the "Exchange Act") and interpretations thereof by the U.S. Securities and Exchange Commission ("SEC") in order to conduct business with Institutional Investors based in the U.S., MOFSL has entered into a chaperoning agreement with a U.S. registered broker-dealer, Motilal Oswal Securities International Private Limited. ("MOSIPL"). Any business interaction pursuant to this report will have to be executed within the provisions of this chaperoning agreement.

The Research Analysts contributing to the report may not be registered /qualified as research analyst with FINRA. Such research analyst may not be associated persons of the U.S. registered broker-dealer, MOSIPL, and therefore, may not be subject to NASD rule 2711 and NYSE Rule 472 restrictions on communication with a subject company, public appearances and trading securities held by a research analyst account.

For Singapore

In Singapore, this report is being distributed by Motilal Oswal Capital Markets (Singapore) Pte. Ltd. (“MOCMSPL”) (UEN 201129401Z), which is a holder of a capital markets services license and an exempt financial adviser in Singapore.This report is distributed solely to persons who (a) qualify as “institutional investors” as defined in section 4A(1)(c) of the Securities and Futures Act of Singapore (“SFA”) or (b) are considered "accredited investors" as defined in section 2(1) of the Financial Advisers Regulations of Singapore read with section 4A(1)(a) of the SFA. Accordingly, if a recipient is neither an “institutional investor” nor an “accredited investor”, they must immediately discontinue any use of this Report and inform MOCMSPL .

In respect of any matter arising from or in connection with the research you could contact the following representatives of MOCMSPL. In case of grievances for any of the services rendered by MOCMSPL write to grievances@motilaloswal.com.

Nainesh Rajani

Email: nainesh.rajani@motilaloswal.com

Contact: (+65) 8328 0276

Disclaimer:

This report is intended for distribution to Retail Investors.

The report and information contained herein is strictly confidential and meant solely for the selected recipient and may not be altered in any way, transmitted to, copied or distributed, in part or in whole, to any other person or to the media or reproduced in any form, without prior written consent. This report and information herein is solely for informational purpose and may not be used or considered as an offer document or solicitation of offer to buy or sell or subscribe for securities or other financial instruments. Nothing in this report constitutes investment, legal, accounting and tax advice or a representation that any investment or strategy is suitable or appropriate to your specific circumstances. The securities discussed and opinions expressed in this report may not be suitable for all investors, who must make their own investment decisions, based on their own investment objectives, financial positions and needs of specific recipient. This may not be taken in substitution for the exercise of independent judgment by any recipient. Each recipient of this document should make such investigations as it deems necessary to arrive at an independent evaluation of an investment in the securities of companies referred to in this document (including the merits and risks involved), and should consult its own advisors to determine the merits and risks of such an investment. The investment discussed or views expressed may not be suitable for all investors. Certain transactions -including those involving futures, options, another derivative products as well as non-investment grade securities - involve substantial risk and are not suitable for all investors. No representation or warranty, express or implied, is made as to the accuracy, completeness or fairness of the information and opinions contained in this document. The Disclosures of Interest Statement incorporated in this document is provided solely to enhance the transparency and should not be treated as endorsement of the views expressed in the report. This information is subject to change without any prior notice. The Company reserves the right to make modifications and alternations to this statement as may be required from time to time without any prior approval. MOFSL, its associates, their directors and the employees may from time to time, effect or have effected an own account transaction in, or deal as principal or agent in or for the securities mentioned in this document. They may perform or seek to perform investment banking or other services for, or solicit investment banking or other business from, any company referred to in this report. Each of these entities functions as a separate, distinct and independent of each other. The recipient should take this into account before interpreting the document. This report has been prepared on the basis of information that is already available in publicly accessible media or developed through analysis of MOFSL. The views expressed are those of the analyst, and the Company may or may not subscribe to all the views expressed therein. This document is being supplied to you solely for your information and may not be reproduced, redistributed or passed on, directly or indirectly, to any other person or published, copied, in whole or in part, for any purpose. This report is not directed or intended for distribution to, or use by, any person or entity who is a citizen or resident of or located in any locality, state, country or other jurisdiction, where such distribution, publication, availability or use would be contrary to law, regulation or which would subject MOFSL to any registration or licensing requirement within such jurisdiction. The securities described herein may or may not be eligible for sale in all jurisdictions or to certain category of investors. Persons in whose possession this document may come are required to inform themselves of and to observe such restriction. Neither the Firm, not its directors, employees, agents or representatives shall be liable for any damages whether direct or indirect, incidental, special or consequential including lost revenue or lost profits that may arise from or in connection with the use of the information. The person accessing this information specifically agrees to exempt MOFSL or any of its affiliates or employees from, any and all responsibility/liability arising from such misuse and agrees not to hold MOFSL or any of its affiliates or employees responsible for any such misuse and further agrees to hold MOFSL or any of its affiliates or employees free and harmless from all losses, costs, damages, expenses that may be` suffered by the person accessing this information due to any errors and delays.

This report is meant for the clients of Motilal Oswal only.

Investment in securities market are subject to market risks. Read all the related documents carefully before investing.

Registration granted by SEBI, enlistment as RA with Exchange and certification from NISM in no way guarantee performance of the intermediary or provide any assurance of returns to investors

Registered Office Address: Motilal Oswal Tower, Rahimtullah Sayani Road, Opposite Parel ST Depot, Prabhadevi, Mumbai-400025; Tel No.: 022 - 71934200 / 71934263; www.motilaloswal.com. Correspondence Address: Palm Spring Centre, 2nd Floor, Palm Court Complex, New Link Road, Malad (West), Mumbai- 400 064. Tel No: 022 71881000. Details of Compliance Officer: Neeraj Agarwal, Email Id: na@motilaloswal.com, Contact No.:022-40548085.

Grievance Redressal Cell:

Contact Person	Contact No.	Email ID
Ms. Hemangi Date	022 40548000 / 022 67490600	query@motilaloswal.com
Ms. Kumud Upadhyay	022 40548082	servicehead@motilaloswal.com
Mr. Ajay Menon	022 40548083	am@motilaloswal.com
Mr. Neeraj Agarwal	022 40548085	na@motilaloswal.com
Mr. Siddhartha Khemka	022 50362452	po.research@motilaloswal.com

Registration details of group entities.: Motilal Oswal Financial Services Ltd. (MOFSL): INZ000158836 (BSE/NSE/MCX/NCDEX); CDSL and NSDL: IN-DP-16-2015; Research Analyst: INH000000412, BSE enlistment no. 5028, AMFI registered Mutual Fund Distributor and SIF Distributor: ARN .: 146822. IRDA Corporate Agent – CA0579, APMI: APRN00233. Motilal Oswal Financial Services Ltd. is a distributor of Mutual Funds, PMS, Fixed Deposit, Insurance, Bond, NCDs and IPO products.

Customer having any query/feedback/ clarification may write to query@motilaloswal.com. In case of grievances for any of the services rendered by Motilal Oswal Financial Services Limited (MOFSL) write to grievances@motilaloswal.com, for DP to dpgrievances@motilaloswal.com.

Investment in securities market are subject to market risks, read all the related documents carefully before investing.