



**Solid Research**  
**Solid Relationships**

# Fundamental Outlook

# Global Market Setup

- **US Indices ended on a mixed note**, with AI-related deals (Amazon.com Inc.'s \$38 billion deal with OpenAI) driving much of the gains even as the Federal Reserve's near-term monetary policy grew increasingly foggy due to scarcity of official U.S. economic data.
- **Dow Jones fell -0.5%, S&P 500 ended 0.2% higher and Nasdaq ended with a gain of 0.5%.**
- **European markets** too ended on a mixed note.
- Dow futures is currently **trading 100 points down (-02%)**
- **Asian** markets are mostly **trading lower**, after weaker US economic data (manufacturing PMI declined for 8<sup>th</sup> consecutive month) and uncertainty over the Federal Reserve's policy outlook weighed on sentiment.

**Global Cues: Slightly weak**

# Indian Market Setup

- **Indian equities** ended modestly higher on Monday. Benchmark indices traded largely flat through the session as investors remained cautious amid mixed global cues and a lack of fresh domestic triggers
- **Nifty50** closed with a **gain of 41 points at 25,763 (+0.1%)**.
- **Nifty Midcap100 and Smallcap100** both were **up by 0.7%**.
- **FII**s: **-₹1,883cr**; **DII**s: **+₹3,516cr**
- **GIFT Nifty** is trading **32 points lower (-0.1%)**

**Domestic Cues: Muted**

# Stocks in News

**Indus Tower:** Bharti Airtel board has approved the acquisition of a 5 per cent additional stake in its telecom infrastructure subsidiary Indus Towers. Bharti Airtel holds a 51.03 per cent stake in Indus Towers as of September

**View:** Positive

**Cipla:** Company has entered into definitive agreements to acquire a 100% stake in Inzpera Healthsciences Ltd for a total purchase consideration of approximately ₹110.65 crore. Following the transaction, Inzpera will become a wholly owned subsidiary of Cipla. Inzpera Healthsciences is a company focused on the health sciences and nutritional supplements.

**View:** Positive

**Lemon Tree:** The company has launched its ninth hotel property in Uttarakhand — the Lemon Tree Hotel, Mall of Dehradun, Dehradun — comprising 98 rooms. The hotel is managed by its subsidiary, Carnation Hotels.

**View:** Positive

**Results Today:** SBI, M&M, Kaynes Technology, Interglobe Aviation, Indian Hotels, PAYTM, Suzlon, Adani Ports, Adani Ent etc.

# Fundamental Actionable Idea

## Bharti Airtel

**CMP INR2074, TP INR2285, 10% Upside, Buy, MTF Stock**

- Overall, Bharti reported a strong 2QFY26, with better-than-expected performance across key segments. Consolidated revenue at INR521b (+26% YoY, our est. INR510b) rose 5% QoQ, driven by robust growth in Africa (+13% QoQ) and Home broadband business (+8.5% QoQ).
- India wireless revenue grew 3% QoQ (higher ARPU offset by muted net adds), but EBITDA grew ~4% QoQ (2% above our estimate), driven by continued margin expansion (94% incremental margins QoQ).
- The Homes segment continues to benefit from an acceleration in subscriber additions. Meanwhile, the Enterprise segment's revenue grew (after the exit of low-margin business) and margins remained elevated (though 100bp lower QoQ).
- Airtel Africa continued to post strong double-digit CC revenue and EBITDA growth, with a further boost from favorable FX movements.
- After low capex in 1Q, it picked up in 2Q (with India wireless capex up 7% YoY). FCF remained robust at INR142b (~INR285b in 1HFY26), though net debt (excl. leases) inched up marginally ~INR12b QoQ on account of dividend payments.

**View: Buy**



# Fundamental Actionable Idea

## Tata Consumer

**CMP INR1198, TP INR1450, 21% Upside, Buy, MTF Stock**

- Tata Consumer reported ~8% YoY growth in EBIT, marking a recovery after three consecutive quarters of decline. The improvement was driven by strong performance in the India Branded business, which reported 47% YoY growth in EBIT. It was partially offset by a decline of 12% and 28% YoY in the International Beverages and Non-Branded businesses, respectively.
- The core India business witnessed the second consecutive quarter of double-digit growth in both tea and salt. Tea business revenue grew 12% with 5% volume growth, while salt revenue grew 16% YoY with 6% volume growth.
- The international segment grew 9% YoY but margins were impacted by coffee price volatility and Brazil tariffs. Management expects normalization in coffee costs and benefits from upcoming price hikes to support gradual margin recovery over the next 1-2 quarters.
- We expect margins to expand in 2HFY26, led by softening tea prices, improving product mix in the tea business (higher sales of premium tea); and the scale-up of the growth business (includes RTD, Tata Sampann, Capital and Organic India; 30% of revenue contribution in 2Q).
- We expect TATACONS to clock a CAGR of 9%/12%/16% in revenue/EBITDA/PAT during FY25-28.

**View: Buy**

# Focus Investment Ideas

All Stocks Available in MTF

Duration : 1 Year Horizon

Stock Name	Rating	CMP (Rs)	Target (Rs)	Upside (%)
Swiggy	Buy	402	560	39%
Acme Solar	Buy	272	370	36%
Dalmia Bharat	Buy	2,082	2,660	28%
HUL	Buy	2,460	3,050	24%
BEL	Buy	422	490	16%



# Technical Outlook

# Nifty Technical Outlook

**NIFTY (CMP : 25763)** Nifty immediate support is at 25650 then 25500 zones while resistance at 25950 then 26100 zones. Now it has to cross and hold above 25800 zones for momentum to build towards 25950 then 26100 zones while supports can be seen at 25650 then 25500 zones.

1-Nifty50 - 03/11/25



Investment in securities market are subject to market risks, read all the related documents carefully before investing.

# Bank Nifty Technical Outlook

4-Nov-25

**BANK NIFTY (CMP : 58101)** Bank Nifty support is at 58000 then 57750 zones while resistance at 58350 then 58577 zones. Now it has to hold above 58000 zones for an up move towards 58350 then 58577 levels while on the downside support is seen at 58000 then 57750 zones.

1-Niftybank - 03/11/25



Investment in securities market are subject to market risks, read all the related documents carefully before investing.



# Midcap100 Index Technical Outlook

4-Nov-25



Nifty Midcap100 Stats	
Advance	Decline
78	22

- Retesting breakout zones on daily chart.

# Smallcap250 Index Technical Outlook

4-Nov-25



## Nifty SmallCap250 Stats

Advance	Decline
154	96

- Small bodied bullish candle and RSI momentum indicator rising.



# Nifty 500 Seasonality



4-Nov-25



# Sectoral Performance

4-Nov-25

	Closing	% Change							
Indices	01-Nov	1-day		2-days		3-days		5-days	
NIFTY 50	25763	<div></div>	0.16%	<div></div>	-0.44%	<div></div>	-1.12%	<div></div>	-0.78%
NIFTY BANK	58101	<div></div>	0.56%	<div></div>	0.12%	<div></div>	-0.49%	<div></div>	-0.02%
NIFTY MIDCAP 100	60287	<div></div>	0.77%	<div></div>	0.32%	<div></div>	0.23%	<div></div>	0.85%
NIFTY SMALLCAP 250	17435	<div></div>	0.70%	<div></div>	0.13%	<div></div>	0.06%	<div></div>	0.60%
NIFTY FINANCIAL SERVICES	27306	<div></div>	0.62%	<div></div>	-0.26%	<div></div>	-1.02%	<div></div>	-0.77%
NIFTY PRIVATE BANK	28150	<div></div>	0.35%	<div></div>	-0.40%	<div></div>	-1.14%	<div></div>	-0.92%
➡ NIFTY PSU BANK	8341	<div></div>	1.92%	<div></div>	3.51%	<div></div>	3.11%	<div></div>	4.39%
NIFTY IT	35653	<div></div>	-0.17%	<div></div>	-0.71%	<div></div>	-1.21%	<div></div>	-1.32%
NIFTY FMCG	56154	<div></div>	-0.10%	<div></div>	-0.34%	<div></div>	-0.82%	<div></div>	-0.49%
NIFTY OIL & GAS	12085	<div></div>	0.79%	<div></div>	0.86%	<div></div>	0.74%	<div></div>	2.41%
➡ NIFTY PHARMA	22443	<div></div>	1.20%	<div></div>	0.65%	<div></div>	0.05%	<div></div>	0.59%
NIFTY AUTO	26842	<div></div>	0.12%	<div></div>	0.05%	<div></div>	-0.40%	<div></div>	-1.55%
NIFTY METAL	10653	<div></div>	0.38%	<div></div>	-0.71%	<div></div>	-1.16%	<div></div>	1.77%
➡ NIFTY REALTY	969	<div></div>	2.23%	<div></div>	1.87%	<div></div>	1.91%	<div></div>	1.47%
NIFTY INDIA DEFENCE	8175	<div></div>	0.49%	<div></div>	1.53%	<div></div>	1.37%	<div></div>	0.58%

- Among the sectoral Indices Nifty Realty, PSU Bank and Defence were the top gainers while most sectors closed positive.

## LODHA

(Mcap ₹ 1,23,327 Cr.)

F&O Stock, MTF stock

- Surpassed above 50 DEMA.
- Strong bodied bullish candle.
- Surge in traded volumes visible.
- RSI momentum indicator rising suggesting strength.
- We recommend to buy the stock at CMP ₹1235 with a SL of ₹1190 and a TGT of ₹1330.

RECOs	CMP	SL	TARGET	DURATION
Buy	1235	1190	1330	1 Week





# Technical Stocks On Radar

4-Nov-25

## TORNTPHARM

(CMP: 3628, Mcap ₹ 1,22,793 Cr.)  
F&O Stock, MTF stock

- Descending triangle pattern on daily chart.
- Respecting 50 DEMA.
- RSI indicator positively placed.
- Immediate support at 3515.



## TATACONSUM

(CMP: 1197, Mcap ₹ 1,18,498 Cr.)  
F&O Stock, MTF stock

- Consolidation Breakout
- Strong bullish candle.
- Surge in volumes visible.
- RSI indicator positively placed.
- Immediate support at 1155.





# Technical Chart Pattern for the Day

**PRESTIGE** (Mcap ₹ 76,700 Cr.) (CMP : 1780) F&O Stock, MTF stock

4-Nov-25



- Inverted “Head & Shoulder” pattern formation; Support : 1700, Resistance : 1930

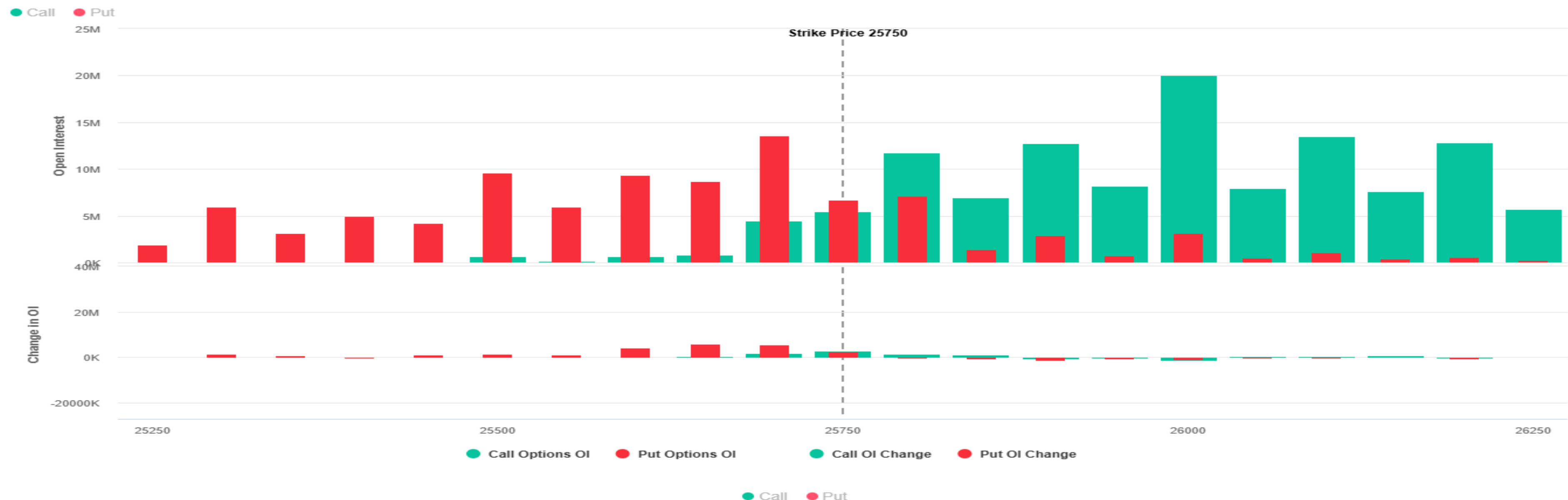
# Derivative Outlook

# Nifty : Option Data

4-Nov-25

- Maximum Call OI is at 26000 then 25800 strike while Maximum Put OI is at 25700 then 25750 strike.
- Call writing is seen at 25800 then 25750 strike while Put writing is seen at 25700 then 25650 strike.
- Option data suggests a broader trading range in between 25400 to 26100 zones while an immediate range between 25600 to 26000 levels.

Nifty 50 OI Chart(04 Nov 2025)



Investment in securities market are subject to market risks, read all the related documents carefully before investing.




# Option - Buying side strategy

Index	Single Leg Buying	Multi Leg Strategy
<b>Nifty</b> (Weekly)	25800 CE if it cross & holds above 25800	Bull Call Spread (Buy 25800 CE and Sell 25900 CE) at net premium cost of 30-35 points
<b>Sensex</b> (Weekly)	84500 CE if it holds above 83700	Bull Call Spread (Buy 84500 CE and Sell 84700 CE) at net premium cost of 50-60 points
<b>Bank Nifty</b> (Monthly)	59500 CE if it holds above 58000	Bull Call Spread (Buy 58500 CE and Sell 59000 CE) at net premium cost of 230-240 points

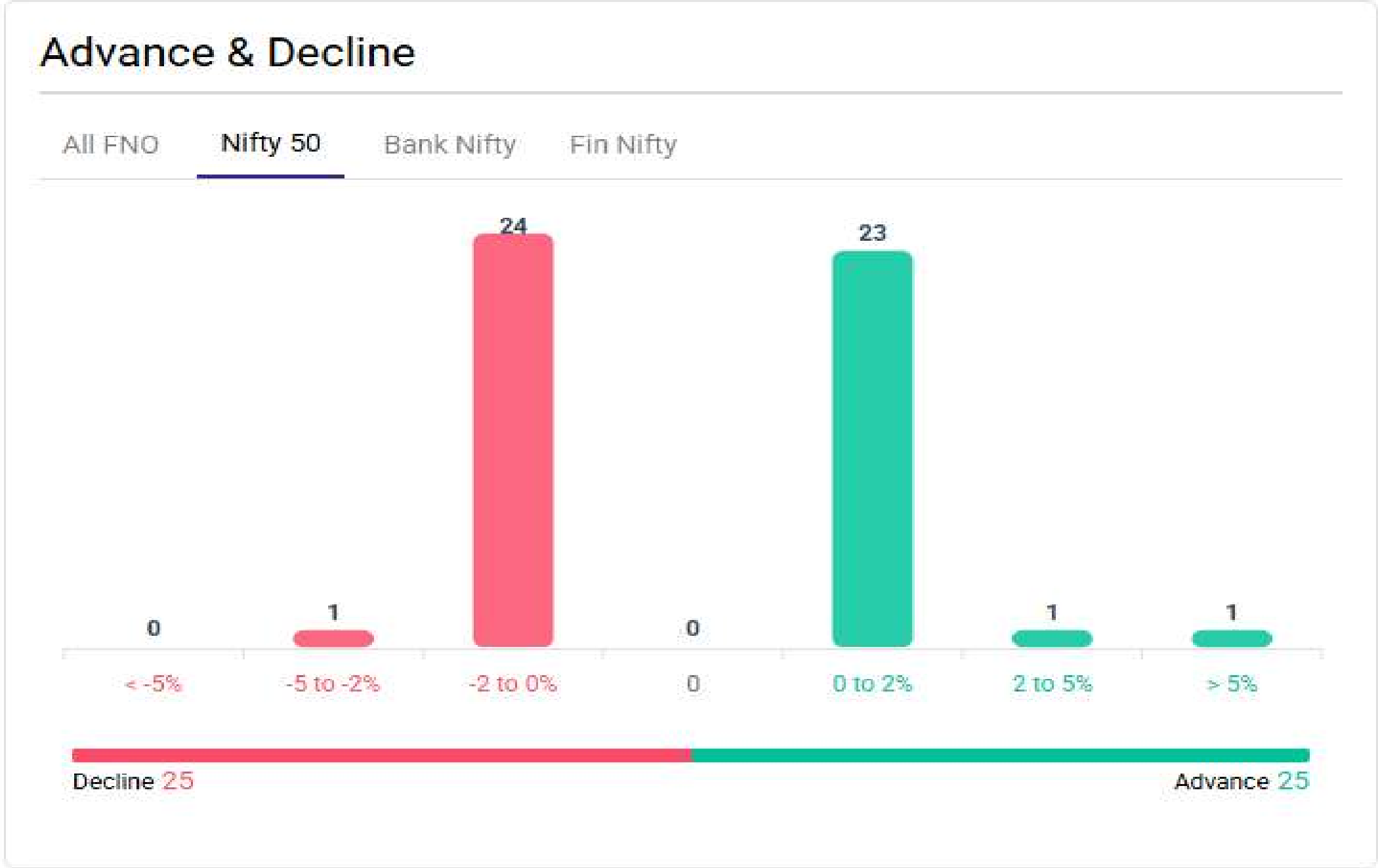
# Option - Selling side strategy

Index	Writing
<b>Nifty</b> (Weekly)	25550 PE & 26050 CE
<b>Sensex</b> (Weekly)	82000 PE & 86300 CE
<b>Bank Nifty</b> (Monthly)	55000 PE & 61500 CE

Weekly Option Range for Option Writers based on Different Confidence Band								
Date		4-Nov-25	Weekly Expiry		4-Nov-25	Days to weekly expiry		1
								
Nifty		25763	India VIX		12.7			
Confidence Band	Probability	% Away From Spot	Range				Total Premium (Put + Call)	Types of Trades
			Put	Premium	Call	Premium		
1.00	68%	± 0.6%	25600	14	25900	31	45	Aggressive
1.25	79%	± 0.8%	25550	9	25950	21	30	Less Aggressive
1.75	92%	± 1.0%	25500	6	26000	15	21	Conservative
2.00	95%	± 1.2%	25450	4	26050	11	15	Most Conservative
Date		4-Nov-25	Monthly Expiry		25-Nov-25	Days to weekly expiry		15
Bank Nifty		58101						
Confidence Band	Probability	% Away From Spot	Range				Total Premium (Put + Call)	Types of Trades
			Put	Premium	Call	Premium		
1.00	68%	± 2.4%	56700	185	59500	284	469	Aggressive
1.25	79%	± 3.1%	56300	130	59900	189	319	Less Aggressive
1.50	87%	± 3.6%	56000	106	60200	147	253	Neutral
1.75	92%	± 4.3%	55600	81	60600	100	181	Conservative
2.00	95%	± 4.8%	55300	67	60900	77	144	Most Conservative
Investments in securities markets are subject to market risks. Please read all related documents carefully.								

# Nifty Advance Decline & Ban update

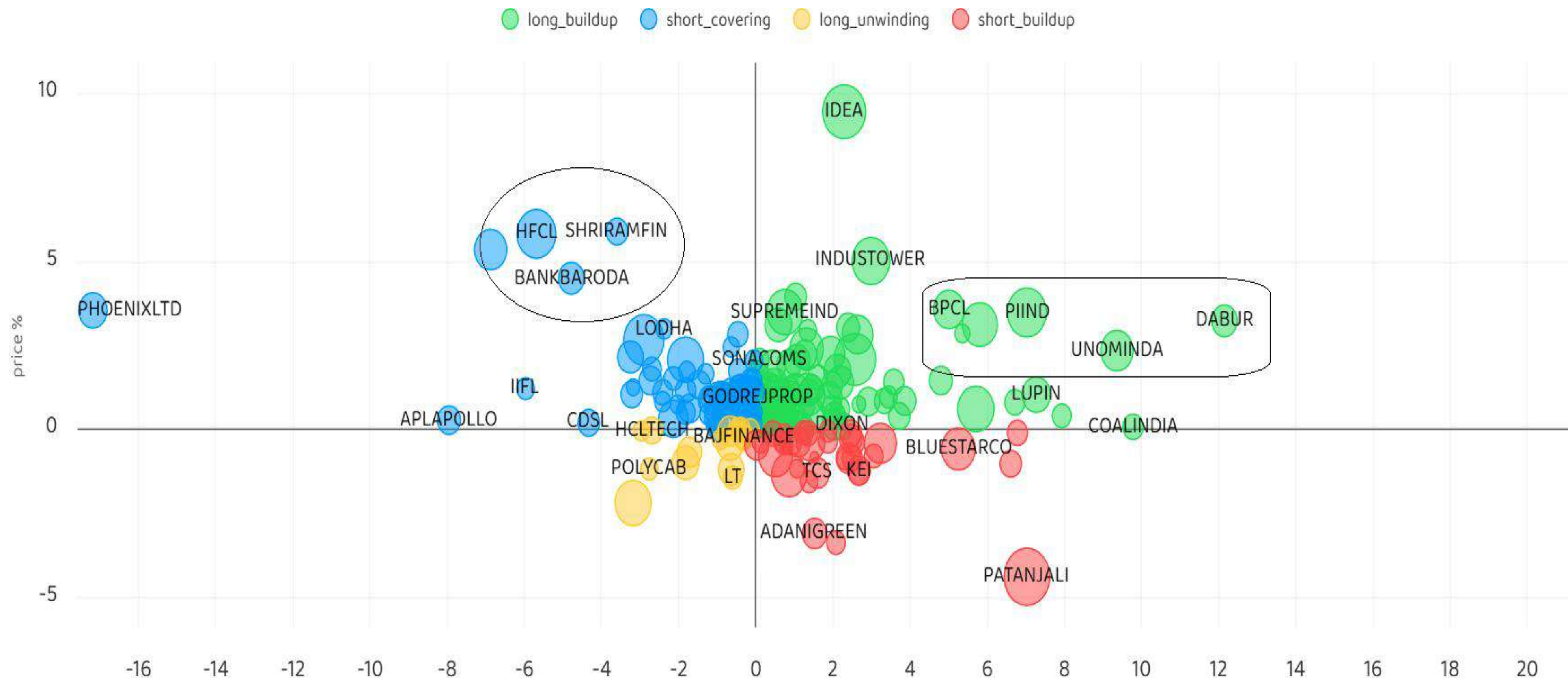
Stocks in Ban: **NIL**



Investment in securities market are subject to market risks, read all the related documents carefully before investing.

# Stocks : Derivatives Outlook

4-Nov-25



Investment in securities market are subject to market risks, read all the related documents carefully before investing.

# Stocks : Options on radar

Stock	Call Strike	Trade	Buying Range	SL	TGT	Logic
JINDALSTEL	1080 CE	Buy	28-29	24	37	Short Covering
M&M	3550 CE	Buy	104-105	92	129	Long Built up
TATACONSUM	1200 CE	Buy	28-29	23	39	Short Covering

Stock	Put Strike	Trade	Buying Range	SL	TGT	Logic
VOLTAS	1360 PE	Buy	42-43	35	57	Short Built up
COLPAL	2200 PE	Buy	40-41	30	61	Short Built up

# Quant Outlook



# Quant Intraday Sell Ideas

## What is this?

Based on technical indicators this strategy gives 2 stocks that have a high likelihood to fall during the day (from open to close). This is an intraday Sell strategy which can provide a good cushioning during a black swan event.

## Today's **Sell** Ideas:

Stock Names	Close Price	SL (1%)	TP (1%)
BEL <b>(Sell)</b>	422.3	426.5	418.1
POWERGRID <b>(Sell)</b>	288.0	290.9	285.1

## What are the rules?

- Stock names will be given at market open (9:15 am)
- Recommended time to entry: between 9:15 to 9:30 am.
- Entry: We short 2 stocks daily (intraday)
- Exit: we will exit at 3:15 as this is an intraday call
- SL: is placed at 1% of the open.
- Book profit: At 1% fall since open.
- In special situations the book profit might be delayed if the stock is in free fall.

**Siddhartha Khemka**  
Head – Retail Research

**Chandan Taparia, CMT, CFTE**  
Head – Derivatives & Technical Research

**Neil Jha**  
Head - Quant

Disclosures:

The following Disclosures are being made in compliance with the SEBI Research Analyst Regulations 2014 (herein after referred to as the Regulations).

Motilal Oswal Financial Services Ltd. (MOFSL) is a SEBI Registered Research Analyst having registration no. INH000000412 and BSE enlistment no. 5028. MOFSL, the Research Entity (RE) as defined in the Regulations, is engaged in the business of providing Stock broking services, Depository participant services & distribution of various financial products. MOFSL is a listed public company, the details in respect of which are available on [www.motilaloswal.com](http://www.motilaloswal.com). MOFSL is registered with the Securities & Exchange Board of India (SEBI) and is a registered Trading Member with National Stock Exchange of India Ltd. (NSE) and Bombay Stock Exchange Limited (BSE), Multi Commodity Exchange of India Limited (MCX) and National Commodity & Derivatives Exchange Limited (NCDEX) for its stock broking activities & is Depository participant with Central Depository Services Limited (CDSL) National Securities Depository Limited (NSDL), NERL, COMRIS and CCRL and is member of Association of Mutual Funds of India (AMFI) for distribution of financial products and Insurance Regulatory & Development Authority of India (IRDA) as Corporate Agent for insurance products and is a member of Association of Portfolio Managers in India (APMI) for distribution of PMS products. Details of associate entities of Motilal Oswal Financial Services Ltd. are available on the website at <http://onlinereports.motilaloswal.com/Dormant/documents/Associate%20Details.pdf>

Details of pending Enquiry Proceedings of Motilal Oswal Financial Services Limited are available on the website at <https://galaxy.motilaloswal.com/ResearchAnalyst/PublishViewLitigation.aspx>. As per Regulatory requirements, Research Audit Report is uploaded on [www.motilaloswal.com](http://www.motilaloswal.com) > MOFSL-Important Links > MOFSL Research Analyst Compliance Audit Report.

MOFSL, its associates, Research Analyst or their relatives may have any financial interest in the subject company. MOFSL and/or its associates and/or Research Analyst or their relatives may have actual beneficial ownership of 1% or more securities in the subject company at the end of the month immediately preceding the date of publication of the Research Report or date of the public appearance. MOFSL and its associate company(ies), their directors and Research Analyst and their relatives may have any other potential conflict of interests at the time of publication of the research report or at the time of public appearance, however the same shall have no bearing whatsoever on the specific recommendations made by the analyst(s), as the recommendations made by the analyst(s) are completely independent of the views of the associates of MOFSL even though there might exist an inherent conflict of interest in some of the stocks mentioned in the research report..

In the past 12 months, MOFSL or any of its associates may have:

- a) received any compensation/other benefits from the subject company of this report
- b) managed or co-managed public offering of securities from subject company of this research report,
- c) received compensation for investment banking or merchant banking or brokerage services from subject company of this research report,
- d) received compensation for products or services other than investment banking or merchant banking or brokerage services from the subject company of this research report.

- MOFSL and its associates have not received any compensation or other benefits from the subject company or third party in connection with the research report.
- Subject Company may have been a client of MOFSL or its associates during twelve months preceding the date of distribution of the research report.
- Research Analyst may have served as director/officer/employee in the subject company.
- MOFSL and research analyst may engage in market making activity for the subject company.

MOFSL and its associate company(ies), and Research Analyst and their relatives from time to time may have:

a) a long or short position in, act as principal in, and buy or sell the securities or derivatives thereof of companies mentioned herein.

(b) be engaged in any other transaction involving such securities and earn brokerage or other compensation or act as a market maker in the financial instruments of the company(ies) discussed herein or act as an advisor or lender/borrower to such company(ies) or may have any other potential conflict of interests with respect to any recommendation and other related information and opinions.; however the same shall have no bearing whatsoever on the specific recommendations made by the analyst(s), as the recommendations made by the analyst(s) are completely independent of the views of the associates of MOFSL even though there might exist an inherent conflict of interest in some of the stocks mentioned in the research report.

Above disclosures include beneficial holdings lying in demat account of MOFSL which are opened for proprietary investments only. While calculating beneficial holdings, It does not consider demat accounts which are opened in name of MOFSL for other purposes (i.e holding client securities, collaterals, error trades etc.). MOFSL also earns DP income from clients which are not considered in above disclosures.

To enhance transparency, MOFSL has incorporated a Disclosure of Interest Statement in this document. This should, however, not be treated as endorsement of the views expressed in the report. MOFSL and / or its affiliates do and seek to do business including investment banking with companies covered in its research reports. As a result, the recipients of this report should be aware that MOFSL may have a potential conflict of interest that may affect the objectivity of this report.

### Terms & Conditions:

This report has been prepared by MOFSL and is meant for sole use by the recipient and not for circulation. The report and information contained herein is strictly confidential and may not be altered in any way, transmitted to, copied or distributed, in part or in whole, to any other person or to the media or reproduced in any form, without prior written consent of MOFSL. The report is based on the facts, figures and information that are considered true, correct, reliable and accurate. The intent of this report is not recommendatory in nature. The information is obtained from publicly available media or other sources believed to be reliable. Such information has not been independently verified and no guaranty, representation of warranty, express or implied, is made as to its accuracy, completeness or correctness. All such information and opinions are subject to change without notice. The report is prepared solely for informational purpose and does not constitute an offer document or solicitation of offer to buy or sell or subscribe for securities or other financial instruments for the clients. Though disseminated to all the customers simultaneously, not all customers may receive this report at the same time. MOFSL will not treat recipients as customers by virtue of their receiving this report.

## Analyst Certification

The views expressed in this research report accurately reflect the personal views of the analyst(s) about the subject securities or issues, and no part of the compensation of the research analyst(s) was, is, or will be directly or indirectly related to the specific recommendations and views expressed by research analyst(s) in this report.

## Disclosure of Interest Statement

Analyst ownership of the stock	No
--------------------------------	----

A graph of daily closing prices of securities is available at [www.nseindia.com](http://www.nseindia.com), [www.bseindia.com](http://www.bseindia.com). Research Analyst views on Subject Company may vary based on Fundamental research and Technical Research. Proprietary trading desk of MOFSL or its associates maintains arm's length distance with Research Team as all the activities are segregated from MOFSL research activity and therefore it can have an independent view with regards to subject company for which Research Team have expressed their views.

Investment in securities market are subject to market risks, read all the related documents carefully before investing.

Regional Disclosures (outside India)

This report is not directed or intended for distribution to or use by any person or entity resident in a state, country or any jurisdiction, where such distribution, publication, availability or use would be contrary to law, regulation or which would subject MOFSL & its group companies to registration or licensing requirements within such jurisdictions.

For Hong Kong:

This report is distributed in Hong Kong by Motilal Oswal capital Markets (Hong Kong) Private Limited, a licensed corporation (CE AYY-301) licensed and regulated by the Hong Kong Securities and Futures Commission (SFC) pursuant to the Securities and Futures Ordinance (Chapter 571 of the Laws of Hong Kong) “SFO”. As per SEBI (Research Analyst Regulations) 2014 Motilal Oswal Financial Services Limited (SEBI Reg No. INH000000412) has an agreement with Motilal Oswal capital Markets (Hong Kong) Private Limited for distribution of research report in Hong Kong. This report is intended for distribution only to “Professional Investors” as defined in Part I of Schedule 1 to SFO. Any investment or investment activity to which this document relates is only available to professional investor and will be engaged only with professional investors.” Nothing here is an offer or solicitation of these securities, products and services in any jurisdiction where their offer or sale is not qualified or exempt from registration. The Indian Analyst(s) who compile this report is/are not located in Hong Kong & are not conducting Research Analysis in Hong Kong.

For U.S.

MOTILAL Oswal Financial Services Limited (MOFSL) is not a registered broker - dealer under the U.S. Securities Exchange Act of 1934, as amended (the "1934 act") and under applicable state laws in the United States. In addition MOFSL is not a registered investment adviser under the U.S. Investment Advisers Act of 1940, as amended (the "Advisers Act" and together with the 1934 Act, the "Acts), and under applicable state laws in the United States. Accordingly, in the absence of specific exemption under the Acts, any brokerage and investment services provided by MOFSL, including the products and services described herein are not available to or intended for U.S. persons. This report is intended for distribution only to "Major Institutional Investors" as defined by Rule 15a-6(b)(4) of the Exchange Act and interpretations thereof by SEC (henceforth referred to as "major institutional investors"). This document must not be acted on or relied on by persons who are not major institutional investors. Any investment or investment activity to which this document relates is only available to major institutional investors and will be engaged in only with major institutional investors. In reliance on the exemption from registration provided by Rule 15a-6 of the U.S. Securities Exchange Act of 1934, as amended (the "Exchange Act") and interpretations thereof by the U.S. Securities and Exchange Commission ("SEC") in order to conduct business with Institutional Investors based in the U.S., MOFSL has entered into a chaperoning agreement with a U.S. registered broker-dealer, Motilal Oswal Securities International Private Limited. ("MOSIPL"). Any business interaction pursuant to this report will have to be executed within the provisions of this chaperoning agreement.

The Research Analysts contributing to the report may not be registered /qualified as research analyst with FINRA. Such research analyst may not be associated persons of the U.S. registered broker-dealer, MOSIPL, and therefore, may not be subject to NASD rule 2711 and NYSE Rule 472 restrictions on communication with a subject company, public appearances and trading securities held by a research analyst account.

For Singapore

In Singapore, this report is being distributed by Motilal Oswal Capital Markets (Singapore) Pte. Ltd. (“MOCMSPL”) (UEN 201129401Z), which is a holder of a capital markets services license and an exempt financial adviser in Singapore.This report is distributed solely to persons who (a) qualify as “institutional investors” as defined in section 4A(1)(c) of the Securities and Futures Act of Singapore (“SFA”) or (b) are considered "accredited investors" as defined in section 2(1) of the Financial Advisers Regulations of Singapore read with section 4A(1)(a) of the SFA. Accordingly, if a recipient is neither an “institutional investor” nor an “accredited investor”, they must immediately discontinue any use of this Report and inform MOCMSPL .

In respect of any matter arising from or in connection with the research you could contact the following representatives of MOCMSPL. In case of grievances for any of the services rendered by MOCMSPL write to grievances@motilaloswal.com.

Nainesh Rajani

Email: nainesh.rajani@motilaloswal.com

Contact: (+65) 8328 0276

Disclaimer:

This report is intended for distribution to Retail Investors.

The report and information contained herein is strictly confidential and meant solely for the selected recipient and may not be altered in any way, transmitted to, copied or distributed, in part or in whole, to any other person or to the media or reproduced in any form, without prior written consent. This report and information herein is solely for informational purpose and may not be used or considered as an offer document or solicitation of offer to buy or sell or subscribe for securities or other financial instruments. Nothing in this report constitutes investment, legal, accounting and tax advice or a representation that any investment or strategy is suitable or appropriate to your specific circumstances. The securities discussed and opinions expressed in this report may not be suitable for all investors, who must make their own investment decisions, based on their own investment objectives, financial positions and needs of specific recipient. This may not be taken in substitution for the exercise of independent judgment by any recipient. Each recipient of this document should make such investigations as it deems necessary to arrive at an independent evaluation of an investment in the securities of companies referred to in this document (including the merits and risks involved), and should consult its own advisors to determine the merits and risks of such an investment. The investment discussed or views expressed may not be suitable for all investors. Certain transactions -including those involving futures, options, another derivative products as well as non-investment grade securities - involve substantial risk and are not suitable for all investors. No representation or warranty, express or implied, is made as to the accuracy, completeness or fairness of the information and opinions contained in this document. The Disclosures of Interest Statement incorporated in this document is provided solely to enhance the transparency and should not be treated as endorsement of the views expressed in the report. This information is subject to change without any prior notice. The Company reserves the right to make modifications and alternations to this statement as may be required from time to time without any prior approval. MOFSL, its associates, their directors and the employees may from time to time, effect or have effected an own account transaction in, or deal as principal or agent in or for the securities mentioned in this document. They may perform or seek to perform investment banking or other services for, or solicit investment banking or other business from, any company referred to in this report. Each of these entities functions as a separate, distinct and independent of each other. The recipient should take this into account before interpreting the document. This report has been prepared on the basis of information that is already available in publicly accessible media or developed through analysis of MOFSL. The views expressed are those of the analyst, and the Company may or may not subscribe to all the views expressed therein. This document is being supplied to you solely for your information and may not be reproduced, redistributed or passed on, directly or indirectly, to any other person or published, copied, in whole or in part, for any purpose. This report is not directed or intended for distribution to, or use by, any person or entity who is a citizen or resident of or located in any locality, state, country or other jurisdiction, where such distribution, publication, availability or use would be contrary to law, regulation or which would subject MOFSL to any registration or licensing requirement within such jurisdiction. The securities described herein may or may not be eligible for sale in all jurisdictions or to certain category of investors. Persons in whose possession this document may come are required to inform themselves of and to observe such restriction. Neither the Firm, not its directors, employees, agents or representatives shall be liable for any damages whether direct or indirect, incidental, special or consequential including lost revenue or lost profits that may arise from or in connection with the use of the information. The person accessing this information specifically agrees to exempt MOFSL or any of its affiliates or employees from, any and all responsibility/liability arising from such misuse and agrees not to hold MOFSL or any of its affiliates or employees responsible for any such misuse and further agrees to hold MOFSL or any of its affiliates or employees free and harmless from all losses, costs, damages, expenses that may be` suffered by the person accessing this information due to any errors and delays.

This report is meant for the clients of Motilal Oswal only.

Investment in securities market are subject to market risks. Read all the related documents carefully before investing.

Registration granted by SEBI, enlistment as RA with Exchange and certification from NISM in no way guarantee performance of the intermediary or provide any assurance of returns to investors

Registered Office Address: Motilal Oswal Tower, Rahimtullah Sayani Road, Opposite Parel ST Depot, Prabhadevi, Mumbai-400025; Tel No.: 022 - 71934200 / 71934263; www.motilaloswal.com. Correspondence Address: Palm Spring Centre, 2nd Floor, Palm Court Complex, New Link Road, Malad (West), Mumbai- 400 064. Tel No: 022 71881000. Details of Compliance Officer: Neeraj Agarwal, Email Id: na@motilaloswal.com, Contact No.:022-40548085.

Grievance Redressal Cell:

Contact Person	Contact No.	Email ID
Ms. Hemangi Date	022 40548000 / 022 67490600	query@motilaloswal.com
Ms. Kumud Upadhyay	022 40548082	servicehead@motilaloswal.com
Mr. Ajay Menon	022 40548083	am@motilaloswal.com
Mr. Neeraj Agarwal	022 40548085	na@motilaloswal.com
Mr. Siddhartha Khemka	022 50362452	po.research@motilaloswal.com

Registration details of group entities.: Motilal Oswal Financial Services Ltd. (MOFSL): INZ000158836 (BSE/NSE/MCX/NCDEX); CDSL and NSDL: IN-DP-16-2015; Research Analyst: INH000000412, BSE enlistment no. 5028, AMFI registered Mutual Fund Distributor and SIF Distributor: ARN .: 146822. IRDA Corporate Agent – CA0579, APMI: APRN00233. Motilal Oswal Financial Services Ltd. is a distributor of Mutual Funds, PMS, Fixed Deposit, Insurance, Bond, NCDs and IPO products.

Customer having any query/feedback/ clarification may write to query@motilaloswal.com. In case of grievances for any of the services rendered by Motilal Oswal Financial Services Limited (MOFSL) write to grievances@motilaloswal.com, for DP to dpgrievances@motilaloswal.com.

Investment in securities market are subject to market risks, read all the related documents carefully before investing.