


Investment Product Guide

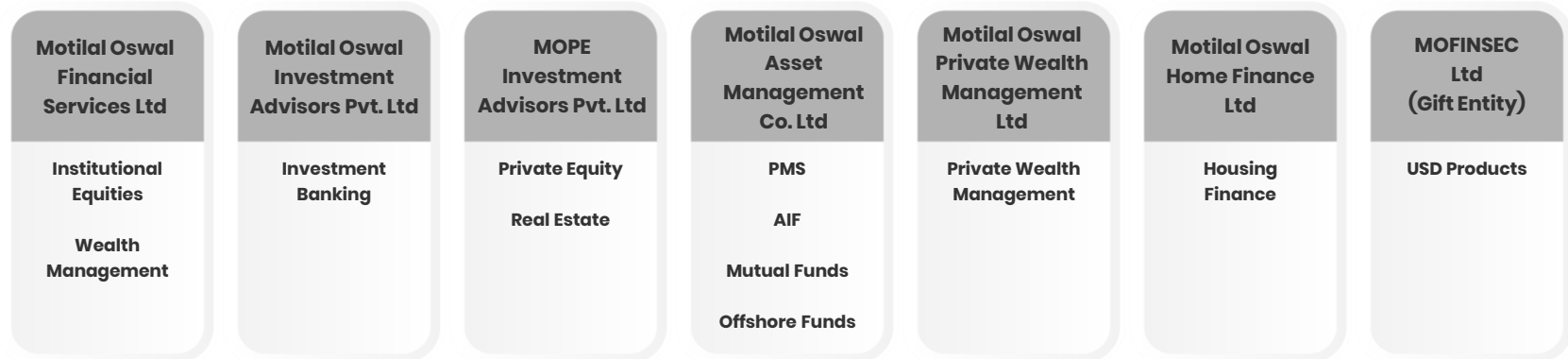
Nov 2025 | Issue 113



Know Us – Motilal Oswal Group

- ✓ **Comprehensive range** of global financial products and services
- ✓ **Experience across clients** including institutions, HNWI and retail
- ✓ **Extensive presence** in 450+ cities with 2500+ business locations
- ✓ **Strong client base** with over 1.4 crore+ registered customers
- ✓ **Industry leaders** for over 35+ years
- ✓ **One platform** for all investments solutions

Motilal Oswal Financial Services Ltd



Our Journey to 1 crore+ customers

Broking

Integrated Financial Services

1987-95

1996-2005

2006-2007

2010

2014

Institutional Equities

Retail Broking

Distribution, MF, IPO

Institutional Equities

Retail Broking

PMS

Wealth Management

Lending (LAS)

Private Equity

Investment Banking

PMS

Distribution, MF, IPO
Insurance

Institutional Equities

Retail Broking

Mutual Fund

Wealth Management

Lending (LAS)

Private Equity

Investment Banking

PMS

Distribution, MF, IPO
Insurance

Institutional Equities

Retail Broking

Housing Finance

Mutual Fund

Wealth Management

Lending (LAS)

Private Equity

Investment Banking

PMS

Distribution, MF, IPO
Insurance

Institutional Equities

Retail Broking

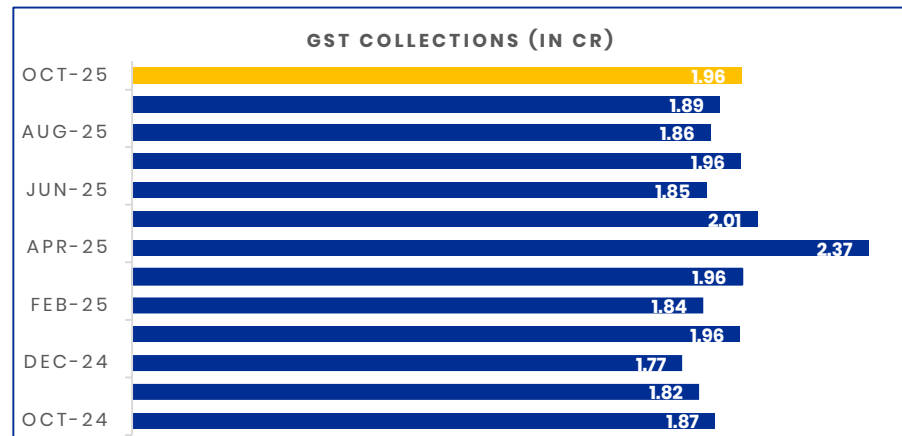
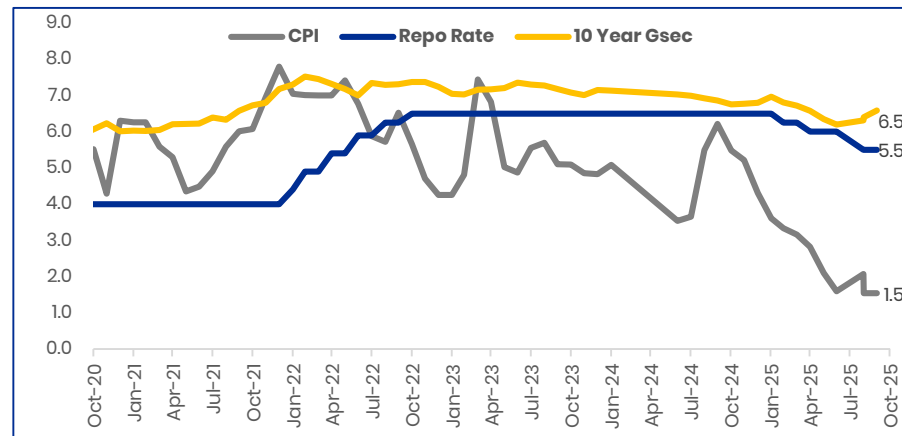
What You Get with Us

- ✓ **Asset Class Expertise:** In-depth perspectives on Equities, Debt, and Commodity
- ✓ **Portfolio Alignment:** Comprehensive portfolio monitoring, review, & restructuring that aligns with your financial goals and our views
- ✓ **Diverse Investment Solutions:** Tailored solutions encompassing Mutual Funds, PMS, AIF, Real Estate, Insurance, Fixed Income, Equities, and Unlisted Shares
- ✓ **Award-Winning Research Access:** Leverage the same research that is trusted by Mutual Funds and renowned institutions
- ✓ **Extensive Coverage:** Reach across 98% of India's pin codes, ensuring widespread accessibility and support
- ✓ **Seamless Digital Experience:** Access all your investments on a single platform

Market Snapshot

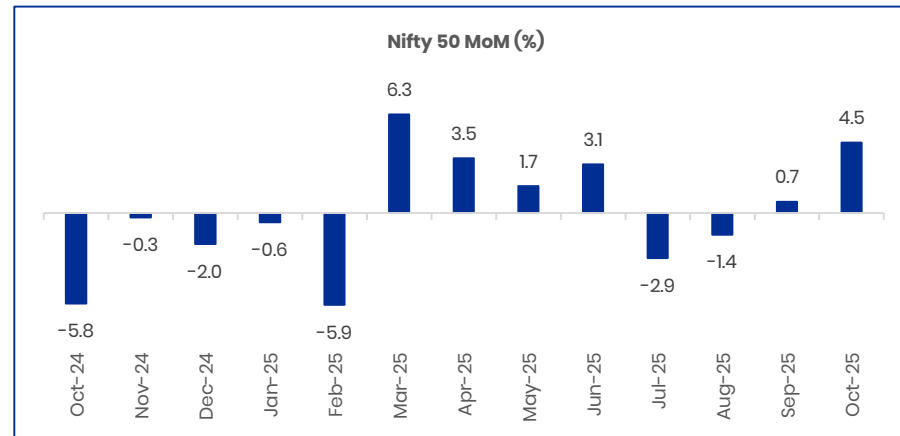
Snapshot : Economy

- **Fiscal Deficit:** Finance Minister Nirmala Sitharaman aims to bring **India's fiscal deficit below 4.4% of GDP by FY26**. The government has lowered its **fiscal deficit target to 4.8% of GDP in FY25 Revised Estimate (RE)**, from the budget estimate (BE) 5.0% of GDP. Revenue spending has been kept largely unchanged, the entire reduction in expenditure is led by a cut in capital spending, which is lowered to INR 10.2 tn from INR 11.1 tn.
- **Rate Cut:** RBI has **kept repo rate unchanged to 5.50%**, following a 50 bps reduction in Oct meeting. MPC decided to retain its policy stance to "neutral", as a 100 bps repo rate cut since Feb 2025 on the economy is still unfolding.
- **Inflation:** India's retail fallen up to 1.54 % in Sep, compared to 2.07% in August majorly due to vegetables, meat & fish, oils, eggs and fuel.
- **GST Collections:** **Rose by 4.6% YoY** to about **~INR 1.96 tn** in Oct 2025. The collections were driven by higher sales following the recent tax rate rationalisation



Snapshot : Equity Markets

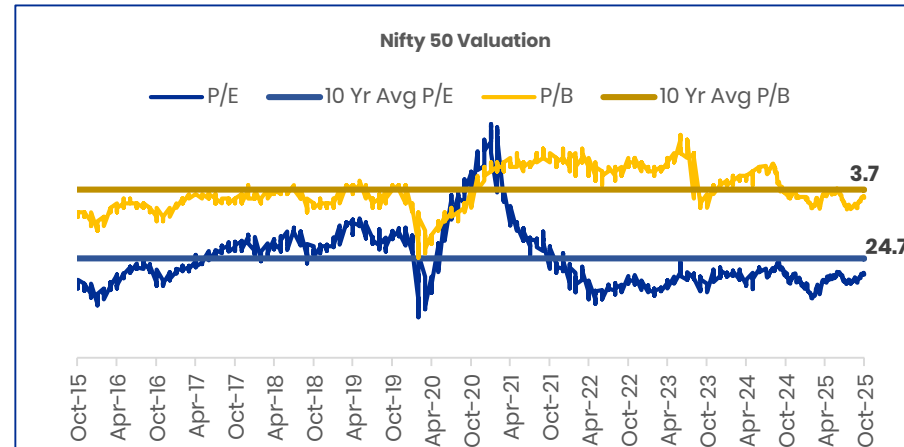
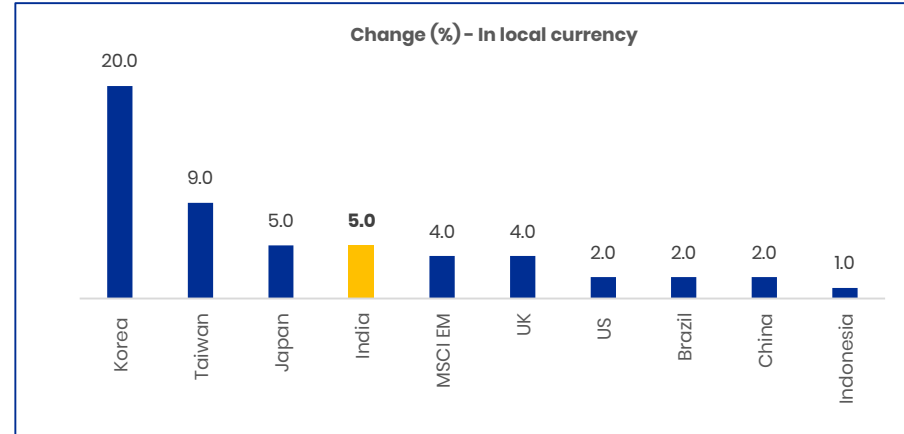
- **Nifty Performance:** The Nifty ended 4.5% higher MoM in Oct'25– recorded the best MoM returns in the last seven months. The Nifty Midcap 100 (+5.8% MoM) and Nifty Smalldcap 100 (+4.7% MoM) outperformed the Nifty-50 during the month. The Nifty is up 8.8% in CY25YTD
- **Sector Performance:** In Oct'25 among the major sectors, Real Estate (+9%), PSU Banks (+9%), Telecom (+7%), Infrastructure (+6%), and Technology (+6%) were the top gainers MoM, while Media (-0.3%) was the only laggard.
- **FII and DII Activity:** DIIs inflows continue to remain strong at USD5.8b in Oct'25. FIIs recorded inflows of USD1.3b, after three consecutive months of outflows. FII outflows from Indian equities stood at USD16.2b in CY25YTD vs. outflows of USD0.8b in CY24. DII inflows into equities remained robust at USD72.6b in CY25YTD vs. USD62.9b in CY24.



Index	Oct 2025	MoM (%)	YoY (%)
Sensex	83,938	4.5	5.7
Nifty	25,722	4.5	6.3
FTSE 100 Index	9,717	3.9	19.8
Dow	47,562	2.5	13.9
Nasdaq	23,724	4.7	31.1
Hang Sang	25,906	-3.5	27.5

Snapshot : Equity Markets

- **India among the leaders in Oct'25:** Korea (+20%), Japan (+17%), Taiwan (+9%), India (+5%), MSCI EM (+4%), UK (+4%), US (+2%), Brazil (+2%), China (+2%) and Indonesia (+1%) ended higher in local currency terms
- **Nifty's valuation:** With the current move, Nifty-50 trades at a P/E of 22.6x, below its long-period average (LPA) of 24.7x – reflecting a 8% discount. In contrast, the 12-month trailing P/B ratio stands at 3.5x, (below its historical average of 3.7x).
- **Our view on Equity Market:** the Indian markets now appear to be in a healthy state vs. last year, and the platform is set for Indian equities to mean-revert and post an uptick going forward. Valuations are reasonable and any evidence of earnings growth pickup should help valuations expand. The government will help to reset the trajectory of corporate earnings as domestic reforms are expected to continue, while any resolution of the tariff stalemate will be a key external catalyst.



Our House Views on India Equities

Geopolitical conflicts may keep pressure on supply chain and US tariff may impact inflation and growth. However, **Equities remain resilient and at near highs.**

Several global agencies upgraded India's growth outlook, citing resilient domestic demand, policy support, and a strong services sector. S&P Global and World Bank raised forecasts to 6.5%, while Fitch lifted its FY26 estimate to 6.9%, reinforcing India's position as a key growth driver globally.

INR weakens against major currencies which is due to its sensitivity to FII flows. However, M-Cap contribution of India to Global is at 2 years low. Also, DII's remained strong, cushioning indices.

India's P/E is elevated but cooled from prior peaks even as ROE improved, which justifies the premium. The mid/small caps still rich versus long term average.

GST reform, rate cut, above average rainfall, rate easing, income Tax rationalization, 8th pay commission etc shows that levers for consumption wave looks good in India and we may see India reaping benefits in coming time. Festive demand already looking firm as autos (SUVs, entry cars), consumer durables/electronics, real estate registrations and petroleum products show strong prints.

Equity Portfolio Allocation Stance: Neutral i.e. 60% allocation to Large Caps and 40% (5% overweight) allocation to Mid and Small Caps

Investment Strategy:

- Lump-sum investments in Hybrid funds at current levels.
- For Pure equity-oriented strategies, a staggered SIP/STP approach is prudent given elevated valuations and higher volatility. Any sharp correction should be used for aggressive deployment.

Our House Views on India Debt

RBI kept the policy rate @ 5.50% and Neutral Stance unchanged on back of 'benign inflation with resilient growth'. However, there remains a scope of policy being accommodative on back of lower inflation prints, global headwinds or FED cementing more policy easing.

On the yields front, the curve has become more steepened wherein the yields at longer end of the curve (10 – 30 yr) has inched up on back of H2 borrowing calendar; currency weakening etc. However, **yields are expected to remain range bound in near to medium term.**

Accrual can be played across the credit spectrum by allocating **45% – 55% of the portfolio** to Performing Credit & Private Credit Strategies, InvITs & Select NCDs

- 30% – 35% may be invested in Performing Credit Strategies/NCDs and InvITs
- 20% – 25% may be invested in Private Credit including Real Estate/Infrastructure strategies and select NCDs

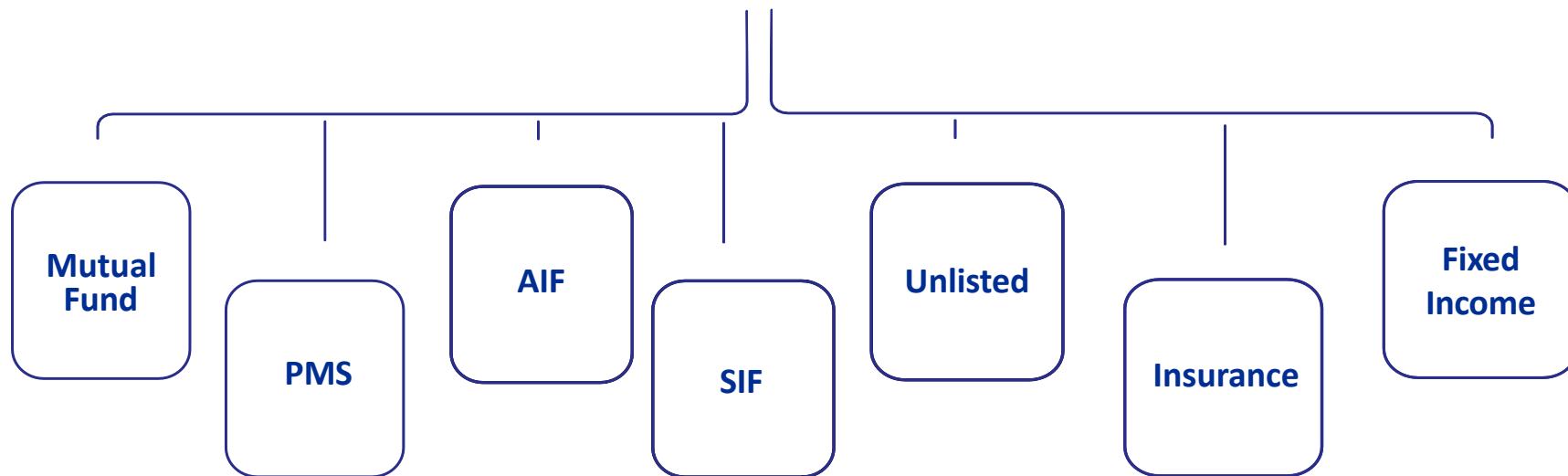
25% – 35% of the portfolio may be invested in Arbitrage Funds (minimum 3 months holding period), Income Plus Arbitrage Fund of Funds (min 2 yr holding period), Hybrid SIF Funds (min 2 yr holding period),

For tax efficient fixed income alternative solutions, **20% – 25% of the portfolio** may be allocated in Conservative Equity Savings funds (minimum 3 years holding period)

Our House Views on Gold

Global central banks continued accumulating gold with continued support to gold prices, however the pace has slowed down in 2025 (especially in Q2CY25). US and China based gold backed ETFs make major portion of total demand. **We continue to remain neutral on gold from asset allocation perspective. One may look at deploying on dips and maintain Gold upto 5-10% in the portfolio.**

Take Action on Insights with Investment Solutions



Recommended Mutual Funds : Equity

Scheme	Fund Manager	AUM (Rs cr)	Inception Date	Returns % (≥1 Yr is CAGR)				Std dev	Beta	Alpha	Expense Ratio
				1 year	3 years	5 years	Since Inception				
Large Cap Fund											
Aditya Birla SL Large Cap Fund	Mahesh Patil	30,001	30-08-2002	6.4	15.5	19.3	18.8	12.1	1.0	1.6	1.6
HDFC Large Cap Fund	Rahul Bajjal	38,251	11-10-1996	3.9	15.9	21.3	18.5	13.3	1.0	3.1	1.6
Motilal Oswal Large Cap Fund	Ajay Khandelwal	2,779	06-02-2024	13.4	0.0	0.0	22.6	7.0	1.5	14.2	2.0
Nippon India Large Cap Fund	Sailesh Raj Bhan	46,463	08-08-2007	7.8	19.2	24.8	13.0	13.8	1.1	5.5	1.5
Average	--	--	--	7.9	12.7	16.3	18.2	--	--	--	--
NIFTY 50 – TRI	--	--	--	-0.2	15.1	18.3	--	--	--	--	--
Mid Cap Fund											
Edelweiss Mid Cap Fund	Trideep Bhattacharya	11,731	26-12-2007	6.7	24.5	29.2	14.0	20.4	0.9	3.1	1.7
HDFC Mid Cap Fund	Chirag Setalvad	84,855	25-06-2007	8.5	25.6	29.7	17.8	18.4	0.9	5.5	1.4
Invesco India Midcap Fund	Aditya Khemani	8,518	19-04-2007	14.4	27.2	28.2	17.1	18.5	1.7	5.6	1.7
Motilal Oswal Midcap Fund	Niket Shah	34,749	24-02-2014	1.3	25.2	32.6	22.2	22.6	1.0	7.2	1.6
Average	--	--	--	7.7	25.6	29.9	17.8	--	--	--	--
Nifty Midcap 150 – TRI	--	--	--	-1.8	23.6	27.7	--	20.9	--	--	--
Small Cap Fund											
Bandhan Small Cap Fund	Manish Gunwani	15,738	25-02-2020	3.9	31.3	31.3	31.9	28.5	2.6	1.0	1.7
HDFC Small Cap Fund	Chirag Setalvad	36,828	03-04-2008	3.7	23.0	31.0	16.4	18.2	1.5	4.5	1.6
HSBC Small Cap Fund	Venugopal Manghat	16,041	12-05-2014	-6.0	19.9	30.0	20.1	21.0	0.8	2.3	1.7
Invesco India Smallcap Fund	Taher Badshah	8,055	30-10-2018	5.0	25.6	31.6	23.2	20.5	1.9	3.2	1.7
Average	--	--	--	1.6	25.0	31.0	22.9	--	--	--	--
Nifty Smallcap 250 – TRI	--	--	--	-5.9	23.7	28.5	--	25.8	--	--	--

Source: Ace MF | Returns as on 04th Nov, 2025

[Click Here](#) to see AUM and Flow Trends in detail
[Click Here](#) to find Mutual Funds options for NRE and NRO

Recommended Mutual Funds : Equity

Scheme	Fund Manager	AUM (Rs cr)	Inception Date	Returns % (≥1 Yr is CAGR)				Std dev	Beta	Alpha	Expense Ratio
				1 year	3 years	5 years	Since Inception				
Multi Cap / Large & Mid Cap Fund											
Bandhan Large & Mid Cap Fund	Manish Gunwani	10,818	09-08-2005	8.0	23.5	25.4	13.9	19.8	1.2	2.4	1.7
Kotak Large & Midcap Fund	Harsha Upadhyaya	28,381	09-09-2004	6.0	18.9	22.5	18.3	15.7	0.9	1.3	1.6
Motilal Oswal Large & Midcap Fund	Ajay Khandelwal	13,778	17-10-2019	8.1	27.5	28.1	23.1	19.7	1.1	5.9	1.7
Mirae Asset Multicap Fund	Ankit Jain	4,126	21-08-2023	8.0	0.0	0.0	19.6	13.4	0.8	1.5	1.9
Nippon India Multi Cap Fund	Sailesh Raj Bhan	47,294	28-03-2005	4.5	22.1	30.3	18.0	17.1	1.0	6.2	1.5
Average	--	--	--	6.6	17.1	20.2	19.8	--	--	--	--
NIFTY 200 - TRI	--	--	--	-1.7	16.7	19.8	--	13.9	--	--	--
Flexi Cap Fund											
360 ONE Flexicap Fund	Mayur Patel	2,008	30-06-2023	2.3	0.0	0.0	20.6	20.8	1.3	3.8	2.0
Franklin India Flexi Cap Fund	R. Janakiraman	18,912	29-09-1994	4.8	18.2	23.7	17.9	16.1	1.1	1.8	1.7
HDFC Flexi Cap Fund	Roshi Jain	85,560	01-01-1995	10.5	22.1	28.7	18.9	13.0	0.9	8.8	1.4
Helios Flexi Cap Fund	Alok Bahl	4,362	13-11-2023	11.0	0.0	0.0	24.3	10.2	1.2	4.1	1.9
Parag Parikh Flexi Cap Fund	Rajeev Thakkar	1,19,723	28-05-2013	9.1	21.1	22.6	18.9	14.4	0.9	4.4	1.3
Average	--	--	--	8.8	15.3	18.8	20.0	--	--	--	--
NIFTY 500 - TRI	--	--	--	-2.1	17.4	20.7	--	14.9	--	--	--
Others											
HDFC Banking & Financial Services Fund	Anand Laddha	4,135	01-07-2021	12.4	17.2	0.0	14.0	8.4	0.8	4.2	1.9
Motilal Oswal Digital India Fund	Varun Sharma	842	04-11-2024	0.0	0.0	0.0	4.6	0.0	0.0	0.0	2.2
ICICI Pru India Opp Fund	Sankaran Naren	30,802	15-01-2019	9.0	22.5	32.6	21.3	14.9	1.0	8.3	1.6
ICICI Pru Thematic Advantage Fund(FOF)	Sankaran Naren	6,756	18-12-2003	8.2	19.6	26.4	15.4	11.1	0.8	6.2	1.5

Source: Ace MF | Returns as on 04th Nov, 2025

[Click Here](#) to see AUM and Flow Trends in detail
[Click Here](#) to find Mutual Funds options for NRE and NRO

Recommended Mutual Funds : Hybrid

Scheme	Fund Manager	AUM (Rs cr)	Inception Date	Returns % (≥1 Yr is CAGR)				Std dev	Beta	Alpha	Expense Ratio	Asset Category (%)		
				1 year	3 years	5 years	Since Inception					Equity	Debt	Others/ Cash
Equity Savings Fund														
ICICI Pru Equity Savings Fund	Archana Nair	16,487	05-12-2014	7.3	15.0	9.7	7.9	1.8	0.2	3.9	1.0	71.0	9.8	19.2
Kotak Equity Savings Fund	Hiten Shah	8,782	13-10-2014	8.0	2.0	11.6	9.4	5.6	0.4	5.9	1.8	66.9	14.4	18.7
Arbitrage Fund														
Edelweiss Arbitrage Fund	Bhavesh Jain	16,053	27-06-2014	6.5	11.0	5.7	6.2	1.1	0.8	0.2	1.1	77.6	10.6	11.8
Invesco India Arbitrage Fund	Deepak Gupta	27,023	30-04-2007	6.5	4.0	5.9	6.6	0.9	0.7	1.0	1.1	82.8	87.1	-70.0
Kotak Arbitrage Fund	Hiten Shah	71,518	29-09-2005	6.6	13.0	5.9	6.9	1.2	0.9	0.3	1.1	79.4	4.1	16.5
Balanced Advantage Fund														
Axis Balanced Advantage Fund	Jayesh Sundar	3,591	01-08-2017	6.2	14.1	13.0	9.7	10.0	0.9	0.5	1.9	31.4	68.6	
Aditya Birla SL Balanced Advantage Fund	Mohit Sharma	8,371	25-04-2000	8.2	13.0	13.8	9.8	6.8	0.7	2.7	1.8	34.7	65.3	
ICICI Pru Balanced Advantage Fund	Rajat Chandak	66,751	30-12-2006	9.9	13.3	14.5	11.4	5.9	0.6	3.2	1.4	33.0	67.0	
HDFC Balanced Advantage Fund	Gopal Agrawal	1,03,041	11-09-2000	6.0	18.6	23.9	17.1	12.7	1.2	5.2	1.3	33.3	66.7	
Kotak Balanced Advantage Fund	Rohit Tandon	17,475	03-08-2018	6.6	12.1	12.1	10.7	6.3	0.6	1.7	1.7	33.1	66.9	
Multi Asset Fund														
ICICI Pru Multi-Asset Fund	Sankaran Naren	68,000	31-10-2002	12.7	19.6	25.5	21.0	8.2	0.6	8.5	1.4	66.3	33.7	
DSP Multi Asset Allocation Fund	Aparna Karnik	4,400	27-09-2023	16.6	0.0	0.0	20.9	5.5	0.4	9.3	1.5	34.5	65.5	
WOC Multi Asset Allocation Fund	Ramesh Mantri	3,943	19-05-2023	15.4	0.0	0.0	17.6	3.0	-2.1	22.5	1.6	35.7	64.3	

Recommended Mutual Funds : Debt

Scheme	Fund Manager	Inception Date	Annualized Returns %						Avg Maturity	Mod Dur	Expense Ratio	Gross YTM (%)	Sov & AAA	Below AAA	Call & Cash	Unrated
			3 Month	6 Month	1 year	3 years	5 years	Since Inception								
Overnight Fund (for 1 day)																
Aditya Birla SL Overnight Fund	Kaustubh Gupta	01-11-2018	1.3	2.7	5.9	6.3	5.2	5.1	0.0	0.0	0.2	5.6	4.5	0.0	95.5	0.0
HDFC Overnight Fund	Swapnil Jangam	06-02-2002	1.3	2.7	5.9	6.3	5.2	5.9	0.0	0.0	0.2	5.6	4.5	0.0	95.5	0.0
Liquid Fund (for 7 days to 3 months)																
HDFC Liquid Fund	Rohan Pillai	17-10-2000	1.4	3.0	6.7	7.0	5.6	6.8	0.2	0.2	0.3	6.0	105.0	0.1	-5.5	0.3
ICICI Pru Liquid Fund	Darshil Dedhia	17-11-2005	1.4	3.0	6.7	7.0	5.7	7.1	0.2	0.2	0.3	6.0	109.5	0.0	-9.8	0.3
Ultra Short Term Fund (for 3 months to 6 months)																
HDFC Ultra Short Term Fund	Anil Bamboli	24-09-2018	1.5	3.3	7.2	7.2	5.8	6.3	0.7	0.5	0.7	6.6	93.8	8.8	-3.0	0.3
ICICI Pru Ultra Short Term Fund Fund	Manish Banthia	03-05-2011	1.5	3.4	7.3	7.2	5.9	7.4	0.7	0.5	0.8	6.9	82.1	21.5	-3.9	0.3
Active Duration & Credit Strategy																
ICICI Pru All Seasons Bond Fund	Manish Banthia	20-01-2010	0.8	2.2	7.6	7.8	6.4	8.7	12.7	4.6	1.3	7.6	63.3	32.7	3.7	0.3
Income Plus Arbitrage (FOF)																
Axis Income Plus Arbitrage Active FOF	Devang Shah	28-01-2020	1.3	2.9	7.9	7.9	6.4	6.9	0.0	0.0	0.5	0.0	0.0	99.8	0.2	0.0
DSP Income Plus Arbitrage Omni FoF	Kaivalya Nadkarni	21-08-2014	1.1	2.4	8.0	11.0	8.0	7.1	5.2	2.9	0.8	6.7	0.0	99.4	0.6	0.0
ICICI Pru Income plus Arbitrage Active FOF	Manish Banthia	18-12-2003	1.4	3.2	6.0	11.4	10.9	8.8	0.2	0.0	0.2	0.0	0.0	99.1	0.9	0.0
Kotak Income Plus Arbitrage Omni FOF	Abhishek Bisen	17-11-2022	1.3	3.1	7.7	0.0	0.0	8.1	0.0	0.0	0.3	6.5	0.0	99.5	0.5	0.0

Empaneled* SIF Offerings

Scheme	Launch Date	Strategy	Fund Manager	Benchmark	Exposure %			Link
					Equity exposure	Unhedged Derivatives	Debt	
Quant Equity Long-Short Fund	08-Oct-25	Equity	Sandeep Tandon	Nifty 500 TRI	65-100%	~35-50%	0-15%	Link
SBI Magnum Hybrid Long Short Fund	NFO	Hybrid	Gaurav Mehta	Nifty 50 Hybrid Composite Debt 50:50 Index TRI Large & Mid Cap	65-75%	0-25%	25-35%	Link
Quant Hybrid Long-Short Fund	25-Sept-2025	Hybrid	Sandeep Tandon	NIFTY 50 Hybrid Composite Debt 50:50 Index	25-75%	0-25%	25-75%	Link
Altiva Hybrid Long-Short Fund	01-Oct-2025	Hybrid	Bhavesh Jain	NIFTY 50 Hybrid Composite Debt 50:50 Index	25-75%	0-25%	25-75%	Link

PMS Offerings

Scheme	Fund Manager	Launch Date	MCap	Top 5 Stocks (%)	Top 5 Sectors (%)	AUM (Rs cr)	Returns % (>1 Yr is CAGR)				
							1 Year	3 Years	5 Years	7 Years	Since Inception
Renaissance Opportunities Portfolio	Pankaj Murarka	01-Jan-18	Large Cap	38.9	77.2	628	0.9	15.4	23.6	16.1	13.0
Abakkus AACA	Aman Chowhan	29-Oct-20	Large & Mid Cap	27.4	61.9	7,522	5.4	19.5	25.1	-	25.6
Alchemy Smart Alpha 250	Alok Agarwal	10-Aug-24	Large & Mid Cap	27.6	94.7	655	-3.1	-	-	-	19.8
MOAMC Mid to Mega	Rakesh Tarway	24-Dec-19	Mid & Small Cap	36.1	79.1	1,993	-0.9	25.3	23.1		24.1
Abakkus AEOA	Aman Chowhan	26-Aug-20	Mid & Small Cap	25.2	55.3	5,770	-2.6	26.2	32.0	-	30.3
Carnelian Shift Strategy	Kunal Shah	06-Oct-20	Mid & Small Cap	29.0	80.0	4,830	0.6	30.6	36.1		35.5
MOAMC Founders	Vaibhav Agrawal	16-Mar-23	Multi Cap	24.3	72.7	3,579	-0.5	-	-	-	32.4
MOAMC Value Migration	Vaibhav Agrawal	18-Feb-03	Multi Cap	24.9	80.2	3,636	1.3	23.8	22.6	18.2	19.8
SBI AEON	Gaurav Mehta	21-Jan-21	Multi Cap	28.6	83.8	686	-8.4	15.5	-	-	13.4
Buoyant Opp Portfolio	Sachin Khivasara	01-Jun-16	Multi Cap	23.5	51.5	8,226	15.2	24.9	33.2	22.4	22.2
Renaissance India Next PMS	Pankaj Murarka	19-May-18	Flexi Cap	30.1	768.	1,063	-3.2	19.6	34.7	19.5	15.6
UNIFI Blended Rangoli	Prithvi Raj	07-Jun-17	Flexi Cap	38.8	67.0	14,400	-0.1	13.5	21.7	21.3	19.2
Marathon Trend Following	Atul Suri	01-Apr-23	Thematic	29.1	38.3	399	-4.1	-	-	-	23.0

AIF Offerings

Scheme	Category	Fund Manager	Type	Launch Date	AUM (Rs Cr.)	Open/Close Ended	1 st Close Date	Returns % (1 Yr is CAGR)		
								1 Year	3 Years	Since Inception
Ikigai Emerging Equity Fund	Category III	Pankaj Tibrewal	Mid & Small Cap	19-Jun-24	3,224	Open Ended	-	-8.2	-	-1.5
Motilal Oswal Mid to Mega Series III	Category III	Rakesh Tarway	Mid & Small Cap	28-May-25	179	Close Ended	May-25	-	-	-5.8
Clarus Capital Fund	Category III	Soumendra Lahiri	Small Cap	04-May-23	3,100+	Open Ended	-	3.0	-	22.6
PGIM India Equity Growth Opp. Fund Series II*	Category III	Aniruddha Naha	Micro & Small Cap	18-Oct-24	308	Close Ended	Nov-24	-	-	-9.0
Motilal Oswal Founders Fund^	Category III	Abhishek Anand	Multi Cap	12-Nov-24	504	Open Ended	-	-	-	-2.0
Motilal Oswal Select Opportunities Series IV	Category III	Vaibhav Agrawal	Flexi Cap	19-Apr-24	1,641	Close Ended	Apr-24	-1.9	-	20.3
Renaissance India Next Fund IV	Category III	Pankaj Murarka	Flexi Cap	02-Dec-24	353	Open Ended	-	-	-	-8.3
Motilal Oswal Hedged Equity Multifactor^	Category III	Bijon Pani	Flexi Cap	14-Feb-22	494	Open Ended	-	-17.9	15.3	12.1
Abakkus Flexi Edge Fund - 1	Category III	Aman Chowhan	Flexi Cap	11-Aug-25	New Offering	Open Ended	-	New Offer		

Scheme	Category	Type	Focus	Fund Manager	Launch Date	1 st Close Date	Tenure after 1 st Close	Upfront Contribution	Indicative Pre-tax IRR (%)	Target Corpus (Rs cr)	Commitment Received (Rs cr)	Open/Close Ended
Arnya Real Estate Fund - Debt	Category II	Debt+	Real Estate	Sharad Mittal	Apr'24	Sep'24	7 years	35%	~15%	1000+1000	~490	Close Ended
HDFC Structured Credit Fund	Category II	Debt+	Performing Credit	Subhashree Vijayaraghavan	May'25	Sep'25	6 years	44%	~12-13%	1500+1000	~900	Close Ended
Samara Capital Fund III	Category II	Equity+	Private Equity (Late Stage Buyout)	Samara Investment Committee	Jul'23	Jun'24	10 years	15%	~19%	1000+500	~1,000 (domestic)	Close Ended
ICICI Ventures Amplifi Fund	Category II	Equity+	Private Equity (Mid Stage)	Tej Kapoor, Sharad Malpani	Sep'23	Aug'24	10 years	27%	~25-28%	1000+500	~1030	Close Ended
Vivriti Diversified Bond Fund - II	Category II	Debt+	Private Credit	Nischal Shah	Dec'23	Feb'24	5 years	5%	~13%	1500+500	~1300+	Close Ended

Fixed Income Offerings

Corporate Fixed Deposits									
Issuer Company	Rating	Cumulative Interest %					Additional % for Sr Citizen (>60 Yr in age)	Interest Frequency	Lock-In period
		12 m	24 m	36 m	48 m	60m			
Bajaj Finance Ltd. (25000 < upto Rs 3 cr)	CRISIL : AAA	6.60	6.95	6.95	-	6.95	upto 0.55 (upto 3 cr)	M/Q/H/Y	3 months
Mahindra & Mahindra Financial Services Ltd.	CRISIL : FAAA	6.60	7.00	7.00	7.00	7.00	0.25	M/H/Q	3 months
ICICI Home Finance (for upto Rs 2 cr)	CRISIL : FAAA	6.75	6.85	6.90	7.00	7.00	0.25	M/Q/Y	3 months

Primary Bonds				
Type	Issuer	Interest %		Lock-in period
Capital Gain Bonds (54 EC Bonds)	REC, IRFC, PFC	5.25		5 years
Floating Rate Bond	RBI	8.05		7 years*
Sovereign Gold Bonds (SGB)*	RBI	2.50		NA (Tradable)

Secondary Bonds						
Security	Maturity		IP Dates	Ratings	Quantum	Yield%
10.50% NAVI FINSERV LTD. 2027	18-06-2027		MONTHLY	A BY CRISIL	MULTIPLE OF RS.3 LAKHS	10.75%
9.75% MUTHOOTTU MINI FINANCIERS.LTD. 2028	27-10-2028		QUARTERLY	CARE A-	MULTIPLE OF RS.3 LAKHS	10.18%
11.10% ESAF SMALL FINANCE BANK 2031	17-07-2031		QUARTERLY	CARE A-	MULTIPLE OF RS.5 LAKHS	11.50%

*As per availability | Data as on 31st Oct, 2025 | Please refer to T&Cs | In case of senior citizen lock-in period for 60 to 70 years is 6 years, between 70-80 years is 5 years & 80 years & above is 4 years respectively.

Beyond the Listed universe : Unlisted Shares

Unlisted/Pre-IPO shares are shares of companies not listed on any stock exchange

- ✓ **Chance to participate in early in a company/startup/hidden gem**
- ✓ **May unlock tremendous value if the shares get listed/demand increases**

MYTH : “Not Listed” means the shares are non-tradable

FACT : Unlisted shares are traded off-market

4 Simple Steps to Buy Unlisted Shares



Shortlist a stock



**Confirm the
price with us**



**Transfer funds
to our Bank A/c**



**Receive shares
in your Demat**

Find the most popular Unlisted Shares with us



**Nayara Energy
Ltd**



Polymatech



Orbis Financial



**National Stock
Exchange Ltd**



**Vivriti Capital
Ltd**



Incared Holdings



Parag Parikh Ltd



**Ask Investment
Managers Ltd**



NCDEX



MSEI



**Veeda Clinical
Research**



OYO

Choose from Leading Insurance Companies

Life



ICICI Prudential
Life Insurance Co.
Ltd.



Bajaj Allianz Life
Insurance Co. Ltd.



HDFC Life
Insurance
Co. Ltd.



Tata AIA Life
Insurance
Company Ltd.



Max Life Insurance
Co. Ltd.



Aditya Birla Sun Life
Insurance Co. Ltd.

Health



Care Health
Insurance Ltd.



Manipal Cigna
Health
Insurance Co. Ltd.



Niva Bupa Health
Insurance
Company

**For Indirect
Channel Only**

Motor



Go Digit General
Insurance Ltd.



Tata AIG General
Insurance Company
Ltd.



HDFC ERGO General
Insurance Company
Ltd.

Other General Insurance



Home Insurance



Liability Insurance



Travel Insurance



Cyber Insurance

Disclaimer

Motilal Oswal Financial Services Limited (MOFSL)* Member of NSE, BSE, MCX, NCDEX CIN No.: L67190MH2005PLC153397

Registered Office Address: Motilal Oswal Tower, Rahimtullah Sayani Road, Opposite Parel ST Depot, Prabhadevi, Mumbai-400025; Tel No.: 022-71934263; Website www.motilaloswal.com. Correspondence Office Address: Palm Spring Centre, 2nd Floor, Palm Court Complex, New Link Road, Malad (West), Mumbai- 400 064. Tel No: 022 7188 1000. Registration Nos.: Motilal Oswal Financial Services Limited (MOFSL)*: INZ000158836. (BSE/NSE/MCX/NCDEX); CDSL and NSDL: IN-DP-16-2015; Research Analyst: INH000000412. AMFI: ARN - 146822; ; Insurance Corporate Agent: CA0579. Motilal Oswal Asset Management Company Ltd. (MOAMC): PMS (Registration No.: INP000000670); PMS and Mutual Funds are offered through MOAMC which is group company of MOFSL. Motilal Oswal Wealth Management Ltd. (MOWML): PMS (Registration No.: INP000004409) is offered through MOWML, which is a group company of MOFSL. • Motilal Oswal Financial Services Limited is a distributor of Mutual Funds, PMS, Fixed Deposit, Bond, NCDs, Insurance Products, Investment advisor and IPOs etc . These are not Exchange traded products and the Trading Member is just acting as distributor. All disputes with respect to the distribution activity would not have access to Exchange Investor Redressal Forum or Arbitration mechanism • Research & Advisory services is backed by proper research. Please read the Risk Disclosure Document prescribed by the Stock Exchanges carefully before investing. There is no assurance or guarantee of the returns. Details of Compliance Officer: Name: Neeraj Agarwal, Email ID: na@motilaloswal.com, Contact No.:022-40548085.The securities quoted are exemplary and are not recommendatory. Brokerage will not exceed SEBI prescribed limit. Customer having any query/feedback/ clarification may write to query@motilaloswal.com. In case of grievances for Securities Broking write to grievances@motilaloswal.com, for DP to dpgrievances@motilaloswal.com.

***Such representations are not indicative of future results.**

Investment in securities market are subject to market risks, read all the related documents carefully before investing.