

IRB Infrastructure

Estimate change	↔
TP change	↑
Rating change	↑

Motilal Oswal values your support in the EXTEL POLL 2025 for India Research, Sales, Corporate Access and Trading team. We request your ballot.



Bloomberg	IRB IN
Equity Shares (m)	6039
M.Cap.(INRb)/(USD\$)	259.4 / 2.9
52-Week Range (INR)	62 / 41
1, 6, 12 Rel. Per (%)	-1/-18/-20
12M Avg Val (INR M)	774

Financials & Valuations (INR b)

Y/E Mar	2026E	2027E	2028E
Sales	94.3	114.3	130.2
EBITDA	44.6	55.5	65.0
PAT	13.0	16.6	23.3
EBITDA (%)	47.2	48.6	49.9
EPS (INR)	2.2	2.8	3.9
EPS Gr. (%)	92.9	27.6	39.7
BV/Sh. (INR)	34.6	37.0	40.5
Ratios			
Net D/E	0.8	0.6	0.5
RoE (%)	6.4	7.7	9.9
RoCE (%)	7.2	8.2	9.6
Payout (%)	16.7	13.1	9.4
Valuations			
P/E (x)	19.9	15.6	11.2
P/BV (x)	1.2	1.2	1.1
EV/EBITDA (x)	9.4	7.2	5.8
Div Yield (%)	0.7	0.7	0.7

Shareholding pattern (%)

As On	Sep-25	Jun-25	Sep-24
Promoter	30.4	30.4	30.4
DII	9.6	10.2	8.1
FII	43.4	43.6	46.0
Others	16.6	15.8	15.5

FII Includes depository receipts

CMP: INR43 TP: INR52 (+20%) Upgrade to Buy

Steady operating performance; outlook improves

- Revenue grew 10% YoY to INR17.5b in 2QFY26 (in line). Revenue included a gain from InvITs & related assets as per fair value measurement and dividend/interest income from InvITs & related assets.
- EBITDA margins came in at 52.8% (vs. our estimate of 48.5%) in 2QFY26 (+450bp YoY and +740bp QoQ). EBITDA grew ~21% YoY to INR9.2b (8% above our estimate). APAT rose 41% to INR1.4b (in line).
- Construction revenue stood at INR8.2b (-18.4% YoY); BOT revenue stood at INR6.27b (+8% YoY). InvIT & related assets revenue stood at INR3b (INR1.3b in 2QFY25). IRB declared an interim dividend of INR0.07 per equity share.
- IRB's order book stood at INR320b (excl. GST) as of end-Sep'25, of which the O&M order book was INR305b and the EPC order book was INR15b.
- IRB posted decent results, and its emphasis on InvIT investments and asset monetization ensures a stable income stream and supports long-term value creation. A robust order book, increasing toll collections, and marquee projects such as the Ganga Expressway underpin growth. Although order inflows are currently subdued, the company anticipates a pickup in ordering momentum in 2HFY26. With recent asset monetization, IRB is now in a far better position to undertake more projects. We maintain our estimates for FY26/FY27 and roll forward our valuation to FY28. Backed by attractive valuations, a strong order book, and a robust tender pipeline driven by BOT projects, we expect revenue to register a CAGR of 20% over FY25-28E. We upgrade our rating to BUY with an SoTP-based target price of INR52.

Steady execution with resilient toll growth; strong order pipeline and capital release enhance bidding outlook

- In 2QFY26, IRB reported steady operational performance, as EBITDA growth was supported by resilient toll collections and stable contributions from its BOT and InvIT portfolios.
- The order book stood at INR320b as of Sep'25, largely led by O&M (INR305b). Further asset monetization to the Public InvIT has released capital of ~INR49b, allowing enhanced bidding capacity in the sector with the upcoming opportunity of ~INR550b.
- BOT assets and InvIT investments continued to deliver robust profitability, while construction margins moderated as some projects got completed.
- The Vadodara-Mumbai Expressway (Package 7) HAM project achieved its provisional commercial operation date (PCOD) on 31st May'25. The first annuity payment from NHAI is due in Nov'25. The project is now eligible for biannual annuity payments for the next 15 years, generating INR1.7-1.8b annually.

Alok Deora - Research analyst (Alok.Deora@MotilalOswal.com)

Shivam Agarwal - Research analyst (Shivam.Agarwal@MotilalOswal.com)

Investors are advised to refer through important disclosures made at the last page of the Research Report.

MotilalOswal research is available on www.motilaloswal.com/Institutional-Equities, Bloomberg, Thomson Reuters, Factset and S&P Capital.

Key takeaways from the management commentary

- The next two years' executable order book (EPC + O&M) is ~INR43b.
- While NHAI awarding activity remains muted, BOT bidding is expected to pick up by Dec'25.
- Construction revenue for FY26 is expected to be INR43-45b, with EPC margins of 20-23%, including O&M. The order book stands at INR320b, and the company is evaluating a bid pipeline of INR550b by Dec'25.
- The contribution from O&M revenue is expected to rise. O&M execution is likely to rise to 50% of the order book in the future (from ~25-30% currently).
- IRB aims to maintain its 25-30% market share in BOT and TOT projects, despite intense competition in EPC and HAM segments. The company is not looking to add projects from other infrastructure sectors.

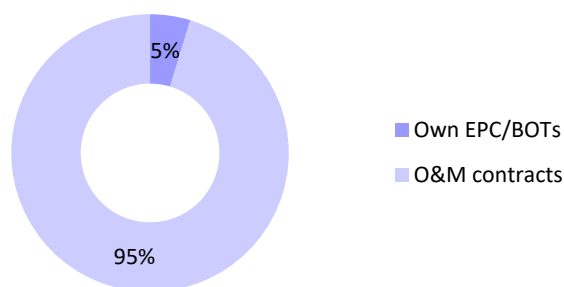
Valuation and view

- The government's focus on BOT and TOT projects presents significant opportunities. IRB's strong order book and strategic asset monetization position it well to capture these opportunities. Moreover, NHAI's tightened RFP norms now emphasize awarding projects to technically and financially strong contractors, thus reducing competition in the industry.
- We retain our estimates for FY26/FY27 and roll forward our valuation to FY28. Backed by attractive valuations, a strong order book, and a robust tender pipeline driven by BOT projects, we expect revenue to register a CAGR of 20% over FY25-28E. We upgrade our rating to BUY with an SoTP-based TP of INR52.

Quarterly performance

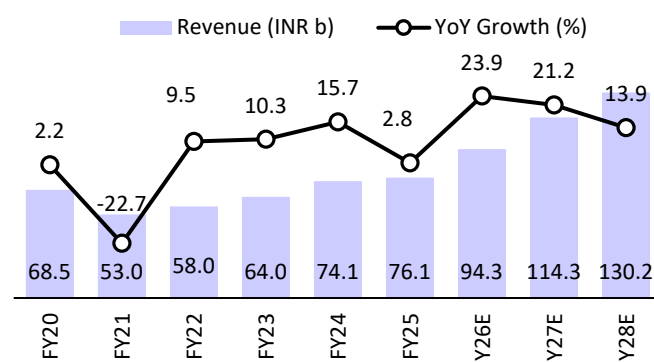
Y/E March	FY25				FY26E				(INR m)			
	1Q	2Q	3Q	4Q	1Q	2Q	3QE	4QE	FY25	FY26E	FY26 2QE	Var %
Net Sales	18,529	15,858	20,254	21,492	20,990	17,510	25,861	29,987	76,135	94,348	17,623	(1)
YoY Change (%)	13.4	(9.1)	2.9	4.3	13.3	10.4	27.7	39.5	2.8	23.9	11.1	
EBITDA	8,570	7,667	9,842	9,979	9,520	9,246	12,439	13,372	36,059	44,577	8,547	8
Margins (%)	46.3	48.3	48.6	46.4	45.4	52.8	48.1	44.6	47.4	47.2	48.5	
Depreciation	2,550	2,312	2,651	2,863	2,692	2,621	2,750	2,862	10,376	10,925	2,730	
Interest	4,387	4,342	4,614	4,576	4,620	4,510	4,750	4,916	17,919	18,795	4,680	
Other Income	1,187	1,658	649	686	656	493	885	1,311	4,181	3,345	850	
PBT before EO expense	2,820	2,671	3,227	3,225	2,864	2,608	5,824	6,905	11,944	18,201	1,987	
Extra-Ord expense	-	-	58,041	-	-	-	-	-	58,041	-	-	
PBT	2,820	2,671	61,268	3,225	2,864	2,608	5,824	6,905	69,985	18,201	1,987	
Tax	887	835	1,008	1,078	839	1,200	1,864	2,551	3,808	5,151	636	
Rate (%)	31.4	31.3	1.6	33.4	29.3	46.0	32.0	36.9	5.4	28.3	32.0	
Share of profit in Associates	(534)	(837)	-	-	-	-	-	-	(1,371)	-	-	
Reported PAT	1,400	999	60,261	2,147	2,025	1,408	3,960	4,354	64,806	13,050	1,351	
Adj PAT	1,400	999	2,219	2,147	2,025	1,408	3,960	4,354	6,765	13,050	1,351	4
YoY Change (%)	4.6	4.3	18.4	13.7	44.6	41.0	78.4	102.8	11.7	92.9	35.3	
Margins (%)	7.6	6.3	11.0	10.0	9.6	8.0	15.3	14.5	8.9	13.8	7.7	

Exhibit 1: Order book breakdown (2QFY26: INR320b)



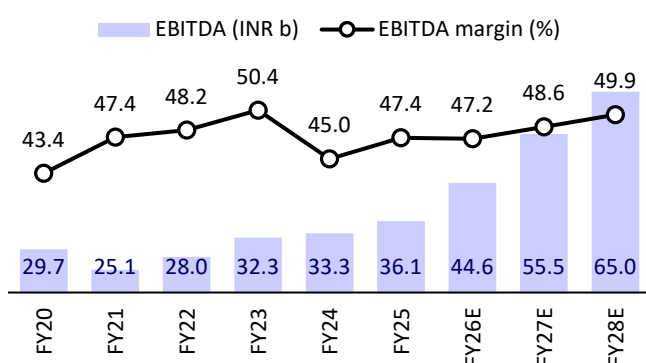
Source: MOFSL, Company

Exhibit 2: Revenue to post 20% CAGR over FY25-28E



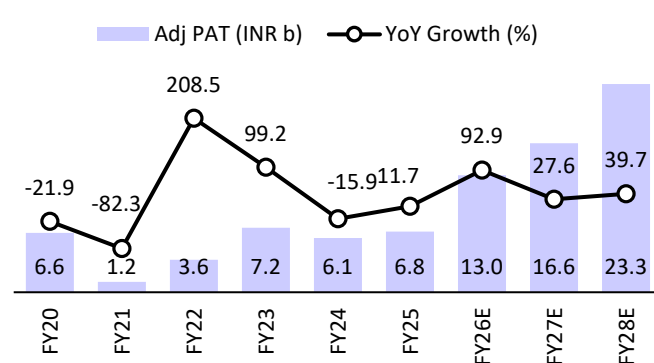
Source: MOFSL, Company

Exhibit 3: EBITDA and EBITDA margin trends



Source: MOFSL, Company

Exhibit 4: APAT to witness strong growth over FY25-28E



Source: MOFSL, Company



Highlights from the management commentary

- Consolidated EBITDA stood at INR9.2b (+21% YoY) with a margin of 52.8% (+450bp); increase in margin was led by high profitability in BOT segment and the gain from Invit & related assets.
- BOT EBITDA stood at INR5.5b (margin 88%); InvITs & related assets EBITDA was INR2.7b (margin 91%); construction EBITDA was INR1.4b (margin 18% vs. 26% YoY).
- Private InvIT per-day toll collection increased to INR112m (from INR105m in FY25), up ~7% on traffic growth and tariff hikes; combined Private InvIT + IRB per-day toll collection stood at INR182m.
- Distribution of INR515m declared by Private InvIT in 2QFY26, proportionately contributing to IRB's cash flows.
- The Vadodara-Mumbai Expressway (Package 7) HAM project achieved its PCOD on 31st May'25. The first annuity payment from NHAI is due in Nov'25. The project is now eligible for biannual annuity payments for the next 15 years, generating approximately INR1.7-1.8b annually.
- The Ganga Expressway project, which received INR14.7b (~82% of the total grant) from UPEIDA in 1QFY26, is progressing well, with construction on track.
- Interim dividend declared at INR0.07 per share (~INR423m).

Order book

- Order book at end-Sep'25: INR320b (excl. GST) – O&M: INR305b, EPC: INR15b.
- IRB concluded the sale of three SPVs (KG, KR, Shapur–Moradabad) from Private InvIT to Public InvIT for EV of INR84.5b. The company realized equity release of INR49b from the transaction, thereby strengthening its financial flexibility and enhancing its capacity to bid for upcoming projects.
- The next 1.5 years' executable order book (EPC + O&M) is ~INR40b.

Industry and bidding pipeline

- BOT bidding activity is showing signs of a pickup, with the company having a bid pipeline of ~INR550b in the near term.
- NHAI's awarding activity remains muted (only ~504km awarded YTD FY26) due to delays in bid timelines despite identified opportunities; however, it is expected to improve in 2HFY26, with robust pipeline in place.

Guidance

- Construction revenue for FY26 is expected to be INR43-45b, with EPC margins of 20-23%, including O&M. The order book stands at INR320b, and the company is evaluating a bid pipeline of INR550b over the next month.
- The contribution from O&M revenue is expected to rise. O&M execution may rise to 50% of order book in the future (from ~25-30% currently).
- Focus will remain on core road infrastructure; no diversification into unrelated sectors.
- Proceeds from asset monetization to be used for competitive bidding in upcoming BOT/TOT opportunities.

Exhibit 5: Segmental performance snapshot

(INR m)	2QFY26	2QFY25	YoY	1QFY26	QoQ
Construction business					
Revenue	8,201	10,047	-18.4%	12,199	-32.8%
EBITDA	1,456	2,633	-44.7%	2,516	-42.1%
EBITDA margin (%)	17.8%	26.2%	-846	20.6%	-287
BOT business					
Revenue	6,275	5,811	8.0%	6,460	-2.9%
EBITDA	5,522	5,034	9.7%	5,393	2.4%
EBITDA margin (%)	88.0%	86.6%	138	83.5%	453

Source: MOFSL, Company

Exhibit 6: Our revised estimates

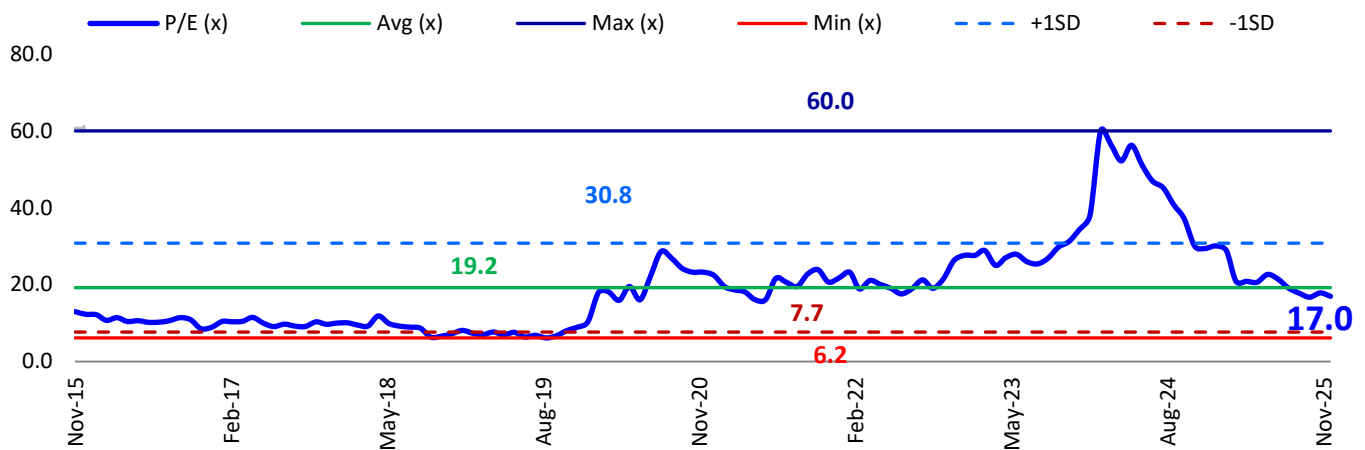
Earnings Change	Old		New		Change (%)	
INR m	FY26E	FY27E	FY26E	FY27E	FY26E	FY27E
Revenue	94,348	1,14,315	94,348	1,14,315	0.0%	0.0%
EBITDA	44,577	55,534	44,577	55,534	0.0%	0.0%
EBITDA margin	47.2%	48.6%	47.2%	48.6%	0	0
Adj. PAT	13,050	16,646	13,050	16,646	0.0%	0.0%

Exhibit 7: Our SoTP-based target price

Particulars	INR m	Per share (INR)
Standalone valuation	48,525	6
Other Assets	2,65,777	46
Total	3,14,302	52

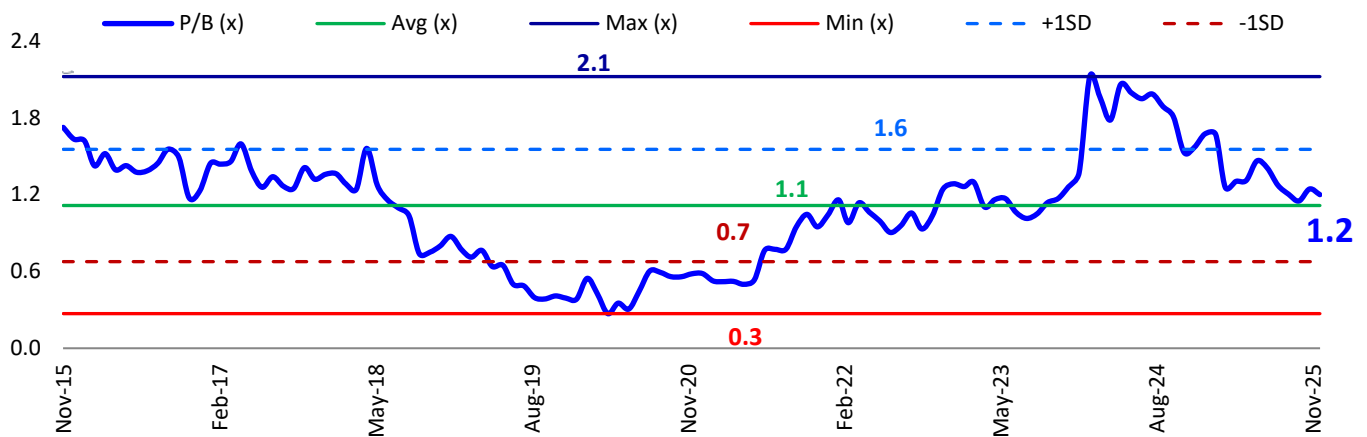
Source: MOFSL, Company

Exhibit 8: One-year forward P/E (x)



Source: Company, MOFSL

Exhibit 9: One-year forward P/B (x)



Source: Company, MOFSL

Financials and valuations

Consolidated Income Statement

(INR m)

Y/E March	FY22	FY23	FY24	FY25	FY26E	FY27E	FY28E
Total Income from Operations	58,037	64,016	74,090	76,135	94,348	1,14,315	1,30,178
Change (%)	9.5	10.3	15.7	2.8	23.9	21.2	13.9
EBITDA	27,975	32,290	33,318	36,059	44,577	55,534	64,995
Margin (%)	48.2	50.4	45.0	47.4	47.2	48.6	49.9
Depreciation	6,828	8,321	9,949	10,376	10,925	16,097	17,408
EBIT	21,147	23,968	23,368	25,682	33,652	39,437	47,587
Int. and Finance Charges	18,906	15,146	18,633	17,919	18,795	19,035	17,782
Other Income	5,517	3,017	7,928	4,181	3,345	3,378	3,412
PBT bef. EO Exp.	7,758	11,839	12,663	11,944	18,201	23,780	33,217
EO Items	0	0	0	58,041	0	0	0
PBT after EO Exp.	7,758	11,839	12,663	69,985	18,201	23,780	33,217
Total Tax	1,882	3,569	3,456	3,807	5,151	7,134	9,965
Tax Rate (%)	24.3	30.1	27.3	5.4	28.3	30.0	30.0
Minority Interest/Associate income	-2,262	-1,070	-3,148	-1,371	0	0	0
Reported PAT	3,614	7,200	6,058	64,807	13,050	16,646	23,252
Adjusted PAT	3,614	7,200	6,058	6,766	13,050	16,646	23,252
Change (%)	208.5	99.2	-15.9	11.7	92.9	27.6	39.7
Margin (%)	6.2	11.2	8.2	8.9	13.8	14.6	17.9

Consolidated Balance Sheet

(INR m)

Y/E March	FY22	FY23	FY24	FY25	FY26E	FY27E	FY28E
Equity Share Capital	6,039	6,039	6,039	6,039	6,039	6,039	6,039
Total Reserves	1,19,617	1,27,750	1,31,406	1,92,227	2,03,095	2,17,560	2,38,631
Net Worth	1,25,656	1,33,789	1,37,445	1,98,266	2,09,134	2,23,599	2,44,670
Minority Interest	0	0	0	0	0	0	0
Total Loans	1,66,853	1,67,397	1,86,490	2,05,773	2,07,512	1,97,050	1,84,885
Deferred Tax Liabilities	-435	637	2,031	20,394	20,394	20,394	20,394
Capital Employed	2,92,074	3,01,823	3,25,966	4,24,433	4,37,040	4,41,043	4,49,948
Gross Block	3,07,928	3,08,339	3,08,625	3,10,725	2,98,776	2,99,276	2,99,776
Less: Accum. Deprn.	35,217	43,538	53,487	63,864	55,321	71,419	88,827
Net Fixed Assets	2,72,711	2,64,801	2,55,138	2,46,862	2,43,455	2,27,857	2,10,949
Capital WIP	625	75	76	8	8	8	8
Total Investments	49,042	51,409	96,420	1,70,973	1,75,973	1,80,973	1,85,973
Curr. Assets, Loans and Adv.	1,01,999	1,10,739	97,061	1,21,345	1,30,679	1,47,516	1,70,614
Inventory	3,175	2,990	2,931	3,386	5,163	6,068	6,992
Account Receivables	15,934	16,352	7,586	7,490	9,052	10,638	12,258
Cash and Bank Balance	17,438	24,171	17,626	34,457	49,618	54,525	65,475
Loans and Advances and CA	65,451	67,226	68,918	76,013	66,846	76,285	85,888
Curr. Liability and Prov.	1,32,303	1,25,202	1,22,730	1,14,754	1,13,074	1,15,310	1,17,595
Other Current Liabilities	1,31,707	1,24,630	1,21,832	1,14,594	1,12,914	1,15,150	1,17,435
Provisions	596	572	898	160	160	160	160
Net Current Assets	-30,305	-14,463	-25,669	6,591	17,605	32,205	53,019
Appl. of Funds	2,92,074	3,01,823	3,25,966	4,24,433	4,37,041	4,41,043	4,49,949

Financials and valuations

Ratios

Y/E March	FY22	FY23	FY24	FY25	FY26E	FY27E	FY28E
Basic (INR)							
EPS	0.6	1.2	1.0	1.1	2.2	2.8	3.9
Cash EPS	1.7	2.6	2.7	2.8	4.0	5.4	6.7
BV/Share	20.8	22.2	22.8	32.8	34.6	37.0	40.5
DPS	0.0	0.0	0.3	0.3	0.3	0.3	0.3
Payout (%)	0.0	10.5	27.4	3.7	16.7	13.1	9.4
Valuation (x)							
P/E	71.9	36.1	42.9	38.4	19.9	15.6	11.2
Cash P/E	24.9	16.7	16.2	15.1	10.8	7.9	6.4
P/BV	2.1	1.9	1.9	1.3	1.2	1.2	1.1
EV/Sales	7.0	6.3	5.8	5.7	4.4	3.5	2.9
EV/EBITDA	14.6	12.5	12.9	12.0	9.4	7.2	5.8
Dividend Yield (%)	0.0	0.0	0.7	0.7	0.7	0.7	0.7
FCF per share	-7.1	2.9	5.3	2.9	6.0	6.3	7.4
Return Ratios (%)							
RoE	3.7	5.5	4.5	4.0	6.4	7.7	9.9
RoCE	8.1	7.3	8.0	6.6	7.2	8.2	9.6
RoIC	8.3	7.4	7.8	11.3	11.2	13.2	16.5
Leverage Ratio (x)							
Interest Coverage Ratio	1.1	1.6	1.3	1.4	1.8	2.1	2.7
Net Debt/Equity	1.2	1.1	1.2	0.9	0.8	0.6	0.5

Consolidated Cash Flow Statement

Y/E March	FY22	FY23	FY24	FY25	FY26E	FY27E	FY28E
OP/(Loss) before Tax							
Depreciation	7,758	10,770	9,514	68,614	18,201	23,780	33,217
Interest and Finance Charges	6,828	8,321	9,949	10,376	10,925	16,097	17,408
Direct Taxes Paid	18,906	13,109	15,930	15,158	18,795	19,035	17,782
(Inc.)/Dec. in WC	-1,882	-2,020	-2,261	-1,705	-5,151	-7,134	-9,965
CF from Operations	-73,115	-12,999	9,052	-10,067	4,146	-9,693	-9,863
Others	-41,505	17,180	42,185	82,377	46,917	42,085	48,579
CF from Operations incl. EO	-5,517	461	-1,647	-62,664	-3,345	-3,378	-3,412
(Inc.)/Dec. in FA	-47,023	17,641	40,538	19,712	43,572	38,707	45,167
Free Cash Flow	4,277	99	-8,242	-1,947	-7,518	-500	-500
(Pur.)/Sale of Investments	-42,746	17,740	32,296	17,765	36,054	38,207	44,667
Others	-3,315	-4,385	-36,720	2,851	-5,000	-5,000	-5,000
CF from Investments	5,517	1,982	2,651	2,850	3,345	3,378	3,412
Issue of Shares	6,479	-2,303	-42,311	3,754	-9,173	-2,122	-2,088
Inc./(Dec.) in Debt	53,466	0	0	0	0	0	0
Interest Paid	212	4,475	13,528	9,249	1,739	-10,462	-12,165
Dividend Paid	-18,906	-12,279	-16,591	-13,984	-18,795	-19,035	-17,782
Others	0	-755	-1,661	-2,416	-2,181	-2,181	-2,181
CF from Fin. Activity	-180	-46	-48	-47	0	0	0
Inc./Dec. in Cash	34,592	-8,605	-4,772	-7,197	-19,238	-31,678	-32,128
Opening Balance	-5,951	6,733	-6,545	16,269	15,161	4,907	10,951
Closing Balance	23,390	17,438	24,171	18,188	34,457	49,618	54,525
	17,438	24,171	17,626	34,457	49,618	54,525	65,475

Investment in securities market are subject to market risks. Read all the related documents carefully before investing

NOTES

Explanation of Investment Rating	
Investment Rating	Expected return (over 12-month)
BUY	>=15%
SELL	< - 10%
NEUTRAL	< - 10 % to 15%
UNDER REVIEW	Rating may undergo a change
NOT RATED	We have forward looking estimates for the stock but we refrain from assigning recommendation

*In case the recommendation given by the Research Analyst is inconsistent with the investment rating legend for a continuous period of 30 days, the Research Analyst shall be within following 30 days take appropriate measures to make the recommendation consistent with the investment rating legend.

Disclosures

The following Disclosures are being made in compliance with the SEBI Research Analyst Regulations 2014 (herein after referred to as the Regulations).

Motilal Oswal Financial Services Ltd. (MOFSL) is a SEBI Registered Research Analyst having registration no. INH000000412. MOFSL, the Research Entity (RE) as defined in the Regulations, is engaged in the business of providing Stock broking services, Depository participant services & distribution of various financial products. MOFSL is a listed public company, the details in respect of which are available on www.motilaloswal.com. MOFSL (erstwhile Motilal Oswal Securities Limited - MOSL) is registered with the Securities & Exchange Board of India (SEBI) and is a registered Trading Member with National Stock Exchange of India Ltd. (NSE) and Bombay Stock Exchange Limited (BSE), Multi Commodity Exchange of India Limited (MCX) and National Commodity & Derivatives Exchange Limited (NCDEX) for its stock broking activities & is Depository participant with Central Depository Services Limited (CDSL) National Securities Depository Limited (NSDL), NERL, COMRIS and CCRL and is member of Association of Mutual Funds of India (AMFI) for distribution of financial products and Insurance Regulatory & Development Authority of India (IRDA) as Corporate Agent for insurance products. Details of associate entities of Motilal Oswal Financial Services Limited are available on the website at <http://online.reports.motilaloswal.com/Dormant/documents/List%20of%20Associate%20companies.pdf>

MOFSL and its associate company(ies), their directors and Research Analyst and their relatives may; (a) from time to time, have a long or short position in, act as principal in, and buy or sell the securities or derivatives thereof of companies mentioned herein. (b) be engaged in any other transaction involving such securities and earn brokerage or other compensation or act as a market maker in the financial instruments of the company(ies) discussed herein or act as an advisor or lender/borrower to such company(ies) or may have any other potential conflict of interests with respect to any recommendation and other related information and opinions; however the same shall have no bearing whatsoever on the specific recommendations made by the analyst(s), as the recommendations made by the analyst(s) are completely independent of the views of the associates of MOFSL even though there might exist an inherent conflict of interest in some of the stocks mentioned in the research report.

MOFSL and / or its affiliates do and seek to do business including investment banking with companies covered in its research reports. As a result, the recipients of this report should be aware that MOFSL may have a potential conflict of interest that may affect the objectivity of this report. Compensation of Research Analysts is not based on any specific merchant banking, investment banking or brokerage service transactions. Details of pending Enquiry Proceedings of Motilal Oswal Financial Services Limited are available on the website at <https://galaxy.motilaloswal.com/ResearchAnalyst/PublishViewLitigation.aspx>

A graph of daily closing prices of securities is available at www.nseindia.com, www.bseindia.com. Research Analyst views on Subject Company may vary based on Fundamental research and Technical Research. Proprietary trading desk of MOFSL or its associates maintains arm's length distance with Research Team as all the activities are segregated from MOFSL research activity and therefore it can have an independent view with regards to Subject Company for which Research Team have expressed their views.

Regional Disclosures (outside India)

This report is not directed or intended for distribution to or use by any person or entity resident in a state, country or any jurisdiction, where such distribution, publication, availability or use would be contrary to law, regulation or which would subject MOFSL & its group companies to registration or licensing requirements within such jurisdictions.

For Hong Kong:

This report is distributed in Hong Kong by Motilal Oswal capital Markets (Hong Kong) Private Limited, a licensed corporation (CE AYY-301) licensed and regulated by the Hong Kong Securities and Futures Commission (SFC) pursuant to the Securities and Futures Ordinance (Chapter 571 of the Laws of Hong Kong) "SFO". As per SEBI (Research Analyst Regulations) 2014 Motilal Oswal Securities (SEBI Reg. No. INH000000412) has an agreement with Motilal Oswal capital Markets (Hong Kong) Private Limited for distribution of research report in Hong Kong. This report is intended for distribution only to "Professional Investors" as defined in Part I of Schedule 1 to SFO. Any investment or investment activity to which this document relates is only available to professional investor and will be engaged only with professional investors." Nothing here is an offer or solicitation of these securities, products and services in any jurisdiction where their offer or sale is not qualified or exempt from registration. The Indian Analyst(s) who compile this report is/are not located in Hong Kong & are not conducting Research Analysis in Hong Kong.

For U.S.

Motilal Oswal Financial Services Limited (MOFSL) is not a registered broker - dealer under the U.S. Securities Exchange Act of 1934, as amended (the "1934 act") and under applicable state laws in the United States. In addition MOFSL is not a registered investment adviser under the U.S. Investment Advisers Act of 1940, as amended (the "Advisers Act" and together with the 1934 Act, the "Acts"), and under applicable state laws in the United States. Accordingly, in the absence of specific exemption under the Acts, any brokerage and investment services provided by MOFSL, including the products and services described herein are not available to or intended for U.S. persons. This report is intended for distribution only to "Major Institutional Investors" as defined by Rule 15a-6(b)(4) of the Exchange Act and interpretations thereof by SEC (henceforth referred to as "major institutional investors"). This document must not be acted on or relied on by persons who are not major institutional investors. Any investment or investment activity to which this document relates is only available to major institutional investors and will be engaged in only with major institutional investors. In reliance on the exemption from registration provided by Rule 15a-6 of the U.S. Securities Exchange Act of 1934, as amended (the "Exchange Act") and interpretations thereof by the U.S. Securities and Exchange Commission ("SEC") in order to conduct business with Institutional Investors based in the U.S., MOFSL has entered into a chaperoning agreement with a U.S. registered broker-dealer, Motilal Oswal Securities International Private Limited. ("MOSIPL"). Any business interaction pursuant to this report will have to be executed within the provisions of this chaperoning agreement.

The Research Analysts contributing to the report may not be registered/qualified as research analyst with FINRA. Such research analyst may not be associated persons of the U.S. registered broker-dealer, MOSIPL, and therefore, may not be subject to NASD rule 2711 and NYSE Rule 472 restrictions on communication with a subject company, public appearances and trading securities held by a research analyst account.

For Singapore

In Singapore, this report is being distributed by Motilal Oswal Capital Markets (Singapore) Pte. Ltd. ("MOCMSPL") (UEN 201129401Z), which is a holder of a capital markets services license and an exempt financial adviser in Singapore. This report is distributed solely to persons who (a) qualify as "institutional investors" as defined in section 4A(1)(c) of the Securities and Futures Act of Singapore ("SFA") or (b) are considered "accredited investors" as defined in section 2(1) of the Financial Advisers Regulations of Singapore read with section 4A(1)(a) of the SFA. Accordingly, if a recipient is neither an "institutional investor" nor an "accredited investor", they must immediately discontinue any use of this Report and inform MOCMSPL.

In respect of any matter arising from or in connection with the research you could contact the following representatives of MOCMSPL. In case of grievances for any of the services rendered by MOCMSPL write to grievances@motilaloswal.com.

Nainesh Rajani

Email: nainesh.rajani@motilaloswal.com

Contact: (+65) 8328 0276

Specific Disclosures

- Research Analyst and/or his/her relatives do not have a financial interest in the subject company(ies), as they do not have equity holdings in the subject company(ies).
MOFSL has financial interest in the subject company(ies) at the end of the week immediately preceding the date of publication of the Research Report: Yes.
Nature of Financial interest is holding equity shares or derivatives of the subject company
- Research Analyst and/or his/her relatives do not have actual/beneficial ownership of 1% or more securities in the subject company(ies) at the end of the month immediately preceding the date of publication of Research Report.
MOFSL has actual/beneficial ownership of 1% or more securities of the subject company(ies) at the end of the month immediately preceding the date of publication of Research Report: No
- Research Analyst and/or his/her relatives have not received compensation/other benefits from the subject company(ies) in the past 12 months.
MOFSL may have received compensation from the subject company(ies) in the past 12 months.
- Research Analyst and/or his/her relatives do not have material conflict of interest in the subject company at the time of publication of research report.
MOFSL does not have material conflict of interest in the subject company at the time of publication of research report.
- Research Analyst has not served as an officer, director or employee of subject company(ies).
- MOFSL has not acted as a manager or co-manager of public offering of securities of the subject company in past 12 months.
- MOFSL has not received compensation for investment banking /merchant banking/brokerage services from the subject company(ies) in the past 12 months.
- MOFSL may have received any compensation for products or services other than investment banking or merchant banking or brokerage services from the subject company(ies) in the past 12 months.
- MOFSL may have received compensation or other benefits from the subject company(ies) or third party in connection with the research report.
- MOFSL has not engaged in market making activity for the subject company.

The associates of MOFSL may have:
financial interest in the subject company

- actual/beneficial ownership of 1% or more securities in the subject company at the end of the month immediately preceding the date of publication of the Research Report or date of the public appearance.
- received compensation/other benefits from the subject company in the past 12 months
- any other potential conflict of interests with respect to any recommendation and other related information and opinions.; however the same shall have no bearing whatsoever on the specific recommendations made by the analyst(s), as the recommendations made by the analyst(s) are completely independent of the views of the associates of MOFSL even though there might exist an inherent conflict of interest in some of the stocks mentioned in the research report.
- acted as a manager or co-manager of public offering of securities of the subject company in past 12 months
- be engaged in any other transaction involving such securities and earn brokerage or other compensation or act as a market maker in the financial instruments of the company(ies) discussed herein or act as an advisor or lender/borrower to such company(ies)
- received compensation from the subject company in the past 12 months for investment banking / merchant banking / brokerage services or from other than said services.
- Served subject company as its clients during twelve months preceding the date of distribution of the research report.

The associates of MOFSL has not received any compensation or other benefits from third party in connection with the research report

Above disclosures include beneficial holdings lying in demat account of MOFSL which are opened for proprietary investments only. While calculating beneficial holdings, It does not consider demat accounts which are opened in name of MOFSL for other purposes (i.e holding client securities, collaterals, error trades etc.). MOFSL also earns DP income from clients which are not considered in above disclosures.

Analyst Certification

The views expressed in this research report accurately reflect the personal views of the analyst(s) about the subject securities or issues, and no part of the compensation of the research analyst(s) was, is, or will be directly or indirectly related to the specific recommendations and views expressed by research analyst(s) in this report.

Terms & Conditions:

This report has been prepared by MOFSL and is meant for sole use by the recipient and not for circulation. The report and information contained herein is strictly confidential and may not be altered in any way, transmitted to, copied or distributed, in part or in whole, to any other person or to the media or reproduced in any form, without prior written consent of MOFSL. The report is based on the facts, figures and information that are considered true, correct, reliable and accurate. The intent of this report is not recommendatory in nature. The information is obtained from publicly available media or other sources believed to be reliable. Such information has not been independently verified and no guaranty, representation of warranty, express or implied, is made as to its accuracy, completeness or correctness. All such information and opinions are subject to change without notice. The report is prepared solely for informational purpose and does not constitute an offer document or solicitation of offer to buy or sell or subscribe for securities or other financial instruments for the clients. Though disseminated to all the customers simultaneously, not all customers may receive this report at the same time. MOFSL will not treat recipients as customers by virtue of their receiving this report.

Disclaimer:

The report and information contained herein is strictly confidential and meant solely for the selected recipient and may not be altered in any way, transmitted to, copied or distributed, in part or in whole, to any other person or to the media or reproduced in any form, without prior written consent. This report and information herein is solely for informational purpose and may not be used or considered as an offer document or solicitation of offer to buy or sell or subscribe for securities or other financial instruments. Nothing in this report constitutes investment, legal, accounting and tax advice or a representation that any investment or strategy is suitable or appropriate to your specific circumstances. The securities discussed and opinions expressed in this report may not be suitable for all investors, who must make their own investment decisions, based on their own investment objectives, financial positions and needs of specific recipient. This may not be taken in substitution for the exercise of independent judgment by any recipient. Each recipient of this document should make such investigations as it deems necessary to arrive at an independent evaluation of an investment in the securities of companies referred to in this document (including the merits and risks involved), and should consult its own advisors to determine the merits and risks of such an investment. The investment discussed or views expressed may not be suitable for all investors. Certain transactions -including those involving futures, options, another derivative products as well as non-investment grade securities - involve substantial risk and are not suitable for all investors. No representation or warranty, express or implied, is made as to the accuracy, completeness or fairness of the information and opinions contained in this document. The Disclosures of Interest Statement incorporated in this document is provided solely to enhance the transparency and should not be treated as endorsement of the views expressed in the report. This information is subject to change without any prior notice. The Company reserves the right to make modifications and alternations to this statement as may be required from time to time without any prior approval. MOFSL, its associates, their directors and the employees may from time to time, effect or have effected an own account transaction in, or deal as principal or agent in or for the securities mentioned in this document. They may perform or seek to perform investment banking or other services for, or solicit investment banking or other business from, any company referred to in this report. Each of these entities functions as a separate, distinct and independent of each other. The recipient should take this into account before interpreting the document. This report has been prepared on the basis of information that is already available in publicly accessible media or developed through analysis of MOFSL. The views expressed are those of the analyst, and the Company may or may not subscribe to all the views expressed therein. This document is being supplied to you solely for your information and may not be reproduced, redistributed or passed on, directly or indirectly, to any other person or published, copied, in whole or in part, for any purpose. This report is not directed or intended for distribution to, or use by, any person or entity who is a citizen or resident of or located in any locality, state, country or other jurisdiction, where such distribution, publication, availability or use would be contrary to law, regulation or which would subject MOFSL to any registration or licensing requirement within such jurisdiction. The securities described herein may or may not be eligible for sale in all jurisdictions or to certain category of investors. Persons in whose possession this document may come are required to inform themselves of and to observe such restriction. Neither the Firm, not its directors, employees, agents or representatives shall be liable for any damages whether direct or indirect, incidental, special or consequential including lost revenue or lost profits that may arise from or in connection with the use of the information. The person accessing this information specifically agrees to exempt MOFSL or any of its affiliates or employees from, any and all responsibility/liability arising from such misuse and agrees not to hold MOFSL or any of its affiliates or employees responsible for any such misuse and further agrees to hold MOFSL or any of its affiliates or employees free and harmless from all losses, costs, damages, expenses that may be suffered by the person accessing this information due to any errors and delays.

This report is meant for the clients of Motilal Oswal only.

Investment in securities market are subject to market risks. Read all the related documents carefully before investing.

Registration granted by SEBI and certification from NISM in no way guarantee performance of the intermediary or provide any assurance of returns to investors.

Registered Office Address: Motilal Oswal Tower, Rahimtullah Sayani Road, Opposite Parel ST Depot, Prabhadevi, Mumbai-400025; Tel No.: 022 - 71934200 / 71934263; www.motilaloswal.com.

Correspondence Address: Palm Spring Centre, 2nd Floor, Palm Court Complex, New Link Road, Malad (West), Mumbai- 400 064. Tel No: 022 71881000. Details of Compliance Officer: Neeraj Agarwal,

Email Id: na@motilaloswal.com, Contact No.:022-40548085.

Grievance Redressal Cell:

Contact Person	Contact No.	Email ID
Ms. Hemangi Date	022 40548000 / 022 67490600	query@motilaloswal.com
Ms. Kumud Upadhyay	022 40548082	servicehead@motilaloswal.com
Mr. Ajay Menon	022 40548083	am@motilaloswal.com

Registration details of group entities.: Motilal Oswal Financial Services Ltd. (MOFSL): INZ000158836 (BSE/NSE/MCX/NCDX); CDSL and NSDL: IN-DP-16-2015; Research Analyst: INH000000412 . AMFI: ARN : 146822. IRDA Corporate Agent – CA0579. Motilal Oswal Financial Services Ltd. is a distributor of Mutual Funds, PMS, Fixed Deposit, Insurance, Bond, NCDs and IPO products.

Customer having any query/feedback/ clarification may write to query@motilaloswal.com. In case of grievances for any of the services rendered by Motilal Oswal Financial Services Limited (MOFSL) write to grievances@motilaloswal.com, for DP to dp@grievances@motilaloswal.com.