

Indian Energy Exchange

Estimate change	↔
TP change	↔
Rating change	↔

Bloomberg	IEX IN
Equity Shares (m)	892
M.Cap.(INRb)/(USDb)	124 / 1.4
52-Week Range (INR)	215 / 130
1, 6, 12 Rel. Per (%)	-5/-33/-28
12M Avg Val (INR M)	1581

Financials & Valuations		(INR b)	
Y/E March	FY26E	FY27E	FY28E
Sales	6.1	6.2	6.6
EBITDA	5.2	5.2	5.5
Adj. PAT	4.7	4.8	5.2
EPS (INR)	5.3	5.4	5.8
EPS Gr.%	13.1	3.4	6.4
BV/Sh. (INR)	14.4	16.6	18.9

Ratios			
Net D:E	(0.2)	(0.3)	(0.4)
RoE (%)	39.4	35.1	32.6
RoCE (%)	38.5	34.4	32.1
Payout (%)	60.0	60.0	60.0

Valuation			
P/E (x)	26.4	25.6	24.0
P/B (x)	9.6	8.4	7.4
EV/EBITDA (x)	23.3	22.8	21.3
Div. yield (%)	2.3	2.3	2.5

Shareholding Pattern (%)			
As On	Sep-25	Jun-25	Sep-24
Promoter	0.0	0.0	0.0
DII	36.4	34.1	31.5
FII	13.5	18.8	15.9
Others	50.1	47.1	52.6

FII includes depository receipts

CMP: INR139 TP: INR150 (+8%) Neutral

Robust volume growth; upside risk if coupling delays

- **In-line result; robust volume growth trends continue:** Indian Energy Exchange (IEX) reported 2QFY26 standalone revenue of INR1.5b and EBITDA of INR1.3b, both in line with estimates, supported by traded electricity volumes of 35.2BUs, which were also in line with expectations. Standalone PAT was 5% above our estimate at INR1.2b, primarily due to higher other income. IEX's electricity volumes increased 16% YoY, while renewable energy certificate (REC) volumes saw a dip of 30%.
- **Risk of earnings upside if market coupling implementation delayed:** In light of the Central Electricity Regulatory Commission's (CERC) announcement of the phased implementation of market coupling in India, starting with the day-ahead market (DAM) (~45% of IEX volumes in FY25) by Jan'26, we had lowered our FY27 earnings estimates by 17% (at the time of the market coupling announcement), factoring in a 30% volume decline and a 10% reduction in transaction fees in the DAM segment. We are now building in volume CAGR of only 7% (ex-REC) over FY26-28. The delayed implementation of market coupling/lower than anticipated market share loss can lead to significant upside risks to our earnings estimates.
- **Strong franchise, experienced management:** We continue to like IEX for its competitive technological platform, robust new product leadership, and strong management. We expect near-term stock performance to remain under pressure as competitive dynamics (fight for market share, redefining of transaction fees) unfold in the sector.
- **Key monitorables** in the coming months include: 1) any legal recourse initiated by IEX, 2) practical challenges in operationalizing market coupling in DAM, 3) whether the timeline for market coupling in DAM extends beyond Jan'26, and 4) the roadmap for market coupling implementation in the real time market (RTM) segment.
- **Valuation:** We value IEX at a 28x FY27E EPS, in line with its long-term average, and reiterate our Neutral rating on the stock with a TP of INR150.

Revenue/EBITDA in line; PAT beats on higher-than-expected other income

- **Financial performance:**
 - IEX reported standalone revenue of INR1.5b in 2QFY26, in line with our estimate (+9.3% YoY, +8.8% QoQ), with traded electricity volumes of 35.2BUs, also in line with our estimate.
 - EBITDA stood at INR1.3b, reflecting a 9.7%/15.9% uptick YoY/QoQ, in line with our estimates. EBITDA margin stood at 86.7% (vs. 81.4% in 1QFY26, 86.4% in 2QFY25).
 - Standalone PAT was 5% above our estimate at INR1.2b (+14.6% YoY, +7.6% QoQ), mainly on account of higher-than-expected other income.
 - IGX recorded a PAT of INR96m, up 57% YoY from INR61m.

Abhishek Nigam – Research Analyst (Abhishek.Nigam@MotilalOswal.com)

Preksha Daga – Research Analyst (Preksha.Daga@MotilalOswal.com)

Investors are advised to refer through important disclosures made at the last page of the Research Report.

Motilal Oswal research is available on www.motilaloswal.com/Institutional-Equities, Bloomberg, Thomson Reuters, Factset and S&P Capital.

■ **Operational performance:**

- Electricity volumes rose 16% YoY to 35.2BUs in 2QFY26.
- In the electricity segment, DAM and term ahead market (TAM) volumes were flat YoY, whereas RTM volumes registered a growth of 39% YoY in 2QFY26.
- REC volumes saw a dip in 2QFY26, declining 30% YoY to 4.4m certificates.
- DAM and RTM prices dropped to INR3.93/unit (-12.5% YoY) and INR3.51/unit (-16% YoY), respectively, on account of increased liquidity due to higher generation from hydro, wind, and sustained coal-based generation.
- Indian Gas Exchange (IGX) traded gas volumes of 16.1m MMBtu in 2QFY26 (+37% YoY).
- International Carbon Exchange (ICX) issued over 3.8m I-RECs in 2QFY26 and reported revenue of INR19m.

Highlights of IEX's 2QFY26 performance

- The company's electricity market share stood at 84%, while its certificate market share was slightly above 50%, resulting in an overall market share of ~75%.
- IEX has filed an appeal before APTEL challenging the market coupling framework; the next hearing is scheduled for November 28, 2025.
- Operational and procedural details regarding the implementation of market coupling are yet to be clarified.
- IEX holds a 47.5% equity stake in IGX, which, as per PNGRB regulations, must be reduced to 25% by December 2025. The company has sought a 1.5-year extension, citing slower growth and prevailing market challenges in the gas exchange segment; PNGRB is expected to support the request.

Valuation and view

- Our TP of INR150 for IEX is based on the following:
- We value the business at 28x FY27E EPS of INR5.4, in line with the long-term average P/E of 28x.
- We have not assumed any value for IGX's stake in our valuation.

Standalone quarterly performance
(INR m)

Y/E March	FY25				FY26E				FY25	FY26E	FY26E 2QE	Var. %	YoY %	QoQ %
	1Q	2Q	3Q	4Q	1Q	2Q	3QE	4QE						
Net Sales	1,236	1,392	1,313	1,413	1,400	1,522	1,558	1,588	5,354	6,068	1,542	-1%	9.3	8.8
<i>YoY Change (%)</i>	18.8	28.3	13.9	16.5	13.3	9.3	18.6	12.4	19.2	13.3	10.7			
EBITDA	1,000	1,203	1,128	1,220	1,139	1,320	1,347	1,378	4,551	5,184	1,315	0%	9.7	15.9
<i>Margin (%)</i>	81.0	86.4	85.9	86.3	81.4	86.7	86.5	86.8	85.0	85.4	85.2			
Depreciation	52	53	54	53	54	57	51	42	212	204	54	5%	6.9	4.7
Interest	7	7	7	6	6	5	7	8	26	26	7	-19%	-19.2	-8.1
Other Income	308	286	285	310	425	345	289	209	1,189	1,269	285	21%	20.6	-18.9
PBT before EO items	1,249	1,429	1,353	1,471	1,504	1,603	1,579	1,537	5,502	6,222	1,539			
PBT	1,249	1,429	1,353	1,471	1,504	1,603	1,579	1,537	5,502	6,222	1,539	4%	12.1	6.6
Tax	315	368	322	351	374	387	389	384	1,356	1,533	379	2%	5.0	3.5
<i>Rate (%)</i>	25.2	25.8	23.8	23.8	24.8	24.1	24.6	25.0	24.6	24.6	24.6			
Reported PAT	934	1,061	1,031	1,120	1,130	1,216	1,190	1,153	4,146	4,689	1,159	5%	14.6	7.6
Adj PAT	934	1,061	1,031	1,120	1,130	1,216	1,190	1,153	4,146	4,689	1,159	5%	14.6	7.6
<i>YoY Change (%)</i>	26.0	28.0	15.5	17.8	21.0	14.6	15.3	3.0	21.4	13.1	9.3			
<i>Margin (%)</i>	75.6	76.2	78.6	79.3	80.8	79.9	76.4	72.6	77.5	77.3	75.2			

IEX – Valuation table

Particulars	Units	Amount
FY27 EPS	INR	5.4
Valuation multiple	(x)	28
Target Price	INR	150
CMP	INR	139
Upside / (Downside)	%	8%

Source: MOFSL



Highlights from the management commentary

■ Sector Overview

- The weather continued to impact the sector's performance during the quarter, with electricity demand growth remaining moderate at 449BUs (+3.4% YoY). In 1HFY26, demand was largely stable at 894BUs, compared to 886BUs in 1HFY25.
- On the fuel front, supply conditions remained comfortable, with coal production at 203 MT in 2QFY26 and 450 MT in 1HFY26, broadly in line with last year.
- Coal inventory stood at around 20 days as of Oct'25. Fuel prices were favorable, with imported coal (4200 GAR) prices down 19% YoY to \$42/ton and imported gas at \$12/MMBtu vs. \$13.6/MMBtu in 2QFY25.

■ Operational Performance

- IEX recorded an electricity trading volume of 35.2BUs in 2QFY26 (+16% YoY).
- For 2QFY26, the company's overall electricity market share stood at 84%, while its certificate market share was slightly above 50%, resulting in an overall market share of 75%.
- For the first time, the RTM volume share exceeded DAM, accounting for 36% of IEX's total volume in 1HFY26, evidencing a shift driven by DISCOMs leveraging lower RTM prices to meet short-term requirements.
- Green market volume grew 17.7% YoY to 3 BUs, integrating more clean energy sources such as solar and wind, which supports obligated entities in fulfilling renewable purchase obligations.

■ Market Coupling

- IEX has filed an appeal in the Appellate Tribunal for Electricity against market coupling; the next hearing is scheduled for November 28, 2025.
- No operational or procedural details for implementation have been clarified yet.
- Post-coupling, IEX will continue to be responsible for the settlement of all volumes cleared via its platform.

■ Future Demand Outlook

- While power demand remained muted in 2QFY26 at 449 BUs, up 3.4% YoY, volume at IEX still grew by over 16%. Management expects volume growth between 15% and 20% for the remainder of FY26 and remains optimistic about sustaining historical growth trends, supported by continued electrification, expansion in EV and data center sectors, and energy storage adoption.
- With CEA's forecast of power demand at 366GW by 2032 and power consumption of ~2500 BUs, demand growth will continue to drive exchange volume.
- The Ministry of Power is closely monitoring thermal capacity addition (80 GW by 2032), and leading producers are planning significant investments.
- Emerging market mechanisms like BESS, firm dispatchable renewables, VPPAs, and electricity derivatives are expected to deepen market liquidity and transform the sector.

■ Diversification Initiatives

- The company is making progress toward facilitating merchant storage capacity trading and has submitted petitions for peak DAM and peak RTM products.
- IEX is actively exploring technology interventions and customer-centric strategies to retain market share post-market coupling, and plans to comply

with required regulatory divestments in IGX stake by applying for more time and considering different divestment options.

- The company is closely working with industry stakeholders for the upcoming carbon and coal exchanges, and is ready to ramp its carbon credit trading activity once regulations are finalized.

■ **Other Highlights**

- IGX reported a profit after tax of INR96m in 2QFY26, up 57% from the previous year's INR61m.
- IEX currently holds a 47.5% equity stake in IGX, which, as per PNGRB regulations, must be reduced to 25% by Dec'25. The company has applied for an extension of 1.5 years citing slower-than-expected growth and market challenges in the gas exchange business. PNGRB has been supportive and is expected to grant additional time.
- The International Carbon Exchange issued 3.8m IRACs in 2Q.
- Specific penalties have been introduced for Renewable Consumption Obligation (RCO) non-fulfillment, and the conversion to contract-for-difference products is being considered to develop the market.
- Guidelines for carbon credit certificate trading are expected soon, with compliance targets already notified for major industrial entities.

Story in charts – 2QFY26

Exhibit 1: Standalone EBITDA and EBITDA margin

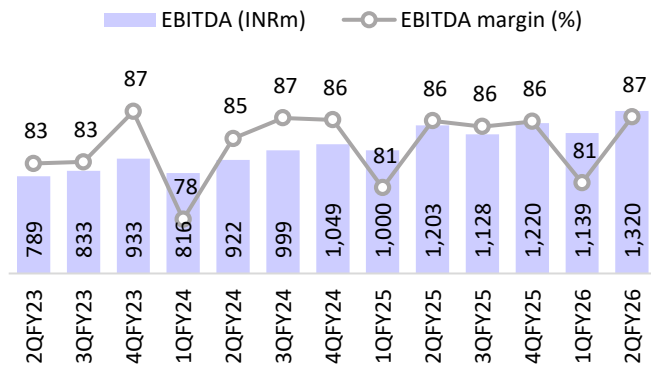


Exhibit 2: Standalone revenue and PAT (INR m)

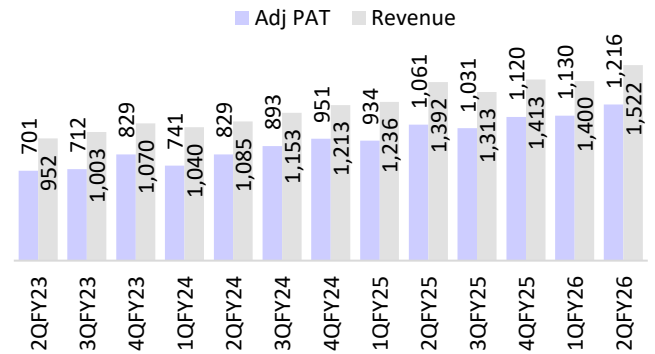


Exhibit 3: Share of DAM volumes in the total volume

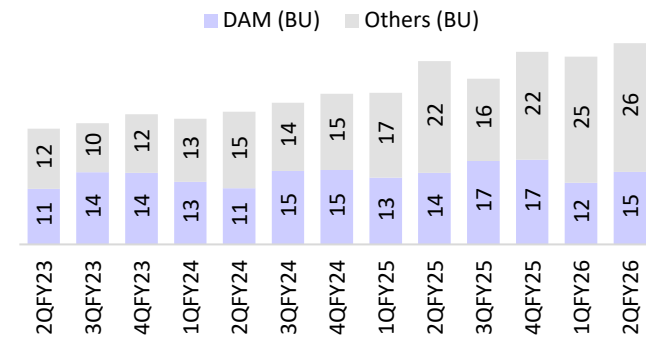


Exhibit 4: Volume break-up in 2QFY26

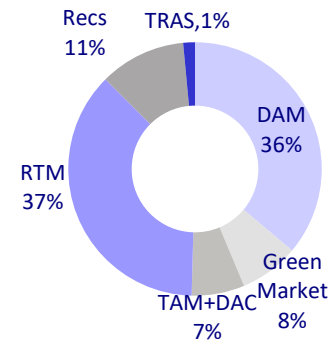


Exhibit 5: IEX's market share among exchanges

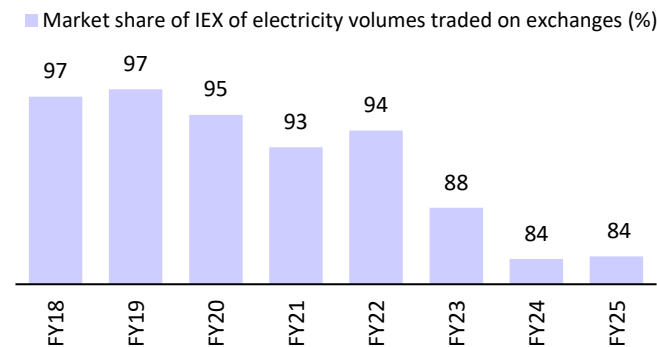


Exhibit 6: Break-up of standalone revenue for 2QFY26

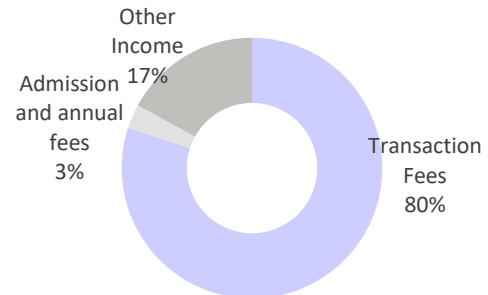
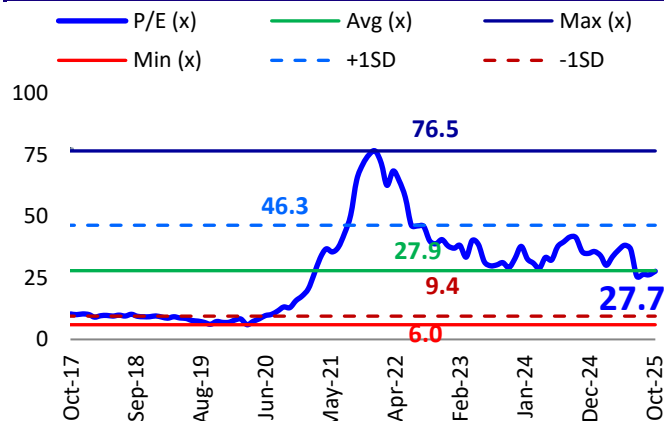
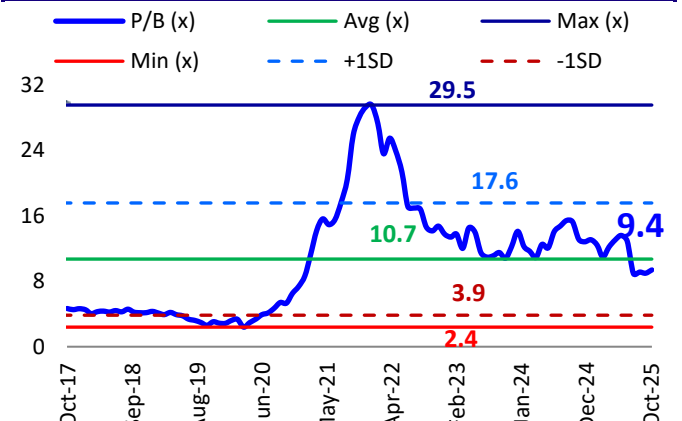


Exhibit 7: One-year forward P/E



Source: Company, MOFSL

Exhibit 8: One-year forward P/B



Source: Company, MOFSL

Financials and valuations

Standalone Income Statement

(INR m)

Y/E March	FY23	FY24	FY25	FY26E	FY27E	FY28E
Net Sales	4,009	4,492	5,354	6,068	6,198	6,570
<i>Change (%)</i>	-5.8	12.0	19.2	13.3	2.1	6.0
Transaction fees	3,807	4,289	5,135	5,819	5,949	6,321
Other revenue	202	202	218	249	249	249
Total Expenses	644	707	803	884	982	1,081
Gross Profit	4,009	4,492	5,354	6,068	6,198	6,570
EBITDA	3,365	3,785	4,551	5,184	5,216	5,489
<i>EBITDAM (%)</i>	83.9	84.3	85.0	85.4	84.2	83.5
Depn. & Amortization	186	204	212	204	188	196
EBIT	3,179	3,581	4,339	4,980	5,028	5,292
Net Interest	25	28	26	26	26	26
Other income	732	1,016	1,189	1,269	1,429	1,578
PBT	3,887	4,568	5,502	6,222	6,431	6,844
Tax	960	1,154	1,356	1,533	1,585	1,686
Rate (%)	24.7	25.3	24.6	24.6	24.6	24.6
Reported PAT	2,927	3,414	4,146	4,689	4,847	5,158
Adjusted PAT	2,927	3,414	4,146	4,689	4,847	5,158
<i>Change (%)</i>	-3.2	16.7	21.4	13.1	3.4	6.4

Standalone Balance Sheet

(INR m)

Y/E March	FY23	FY24	FY25	FY26E	FY27E	FY28E
Share Capital	891	891	891	891	891	891
Reserves	6,954	8,591	10,087	11,962	13,901	15,964
Net Worth	7,845	9,482	10,977	12,853	14,792	16,855
Deferred Tax Liability	220	307	346	346	346	346
Capital Employed	8,065	9,789	11,324	13,199	15,138	17,201
Gross Block	1,944	2,076	2,025	2,145	2,285	2,445
Less: Accum. Deprn.	842	1,046	1,157	1,362	1,550	1,746
Net Fixed Assets	1,102	1,007	867	783	735	699
Capital WIP	38	30	41	41	41	41
Investments	5,197	4,481	4,205	4,205	4,205	4,205
Curr. Assets	8,051	11,974	16,458	18,418	20,405	22,505
Account Receivables	70	8	20	20	20	20
Current Investments	6,847	8,617	11,766	11,766	11,766	11,766
Cash and Cash Equivalents	645	1,852	1,126	3,087	5,073	7,173
Cash balance	569	1,478	1,066	3,026	5,013	7,113
Bank balance	76	374	60	60	60	60
Others	489	1,497	3,546	3,546	3,546	3,546
Curr. Liability & Prov.	6,323	7,702	10,249	10,249	10,249	10,249
Account Payables	4,024	26	33	33	33	33
Provisions & Others	2,299	7,677	10,215	10,215	10,215	10,215
Net Curr. Assets	1,728	4,271	6,210	8,170	10,157	12,256
Appl. of Funds	8,065	9,789	11,324	13,199	15,138	17,201

Financials and valuations

Ratios

Y/E March	FY23	FY24	FY25	FY26E	FY27E	FY28E
Basic (INR)						
EPS	3.3	3.8	4.7	5.3	5.4	5.8
Cash EPS	3.5	4.1	4.9	5.5	5.7	6.0
BV/Share	8.8	10.6	12.3	14.4	16.6	18.9
DPS	1.0	2.5	3.0	3.2	3.3	3.5
Payout (%)	30.4	65.2	64.5	60.0	60.0	60.0
Dividend yield (%)	0.7	1.8	2.2	2.3	2.3	2.5
Valuation (x)						
P/E	42.4	36.3	29.9	26.4	25.6	24.0
Cash P/E	39.8	34.3	28.5	25.3	24.6	23.2
P/BV	15.8	13.1	11.3	9.6	8.4	7.4
EV/EBITDA	36.7	32.3	27.0	23.3	22.8	21.3
Dividend Yield (%)	0.7	1.8	2.2	2.3	2.3	2.5
Return Ratios (%)						
RoE	39.4	39.4	40.5	39.4	35.1	32.6
RoCE (post-tax)	38.6	38.6	39.5	38.5	34.4	32.1
RoIC (post-tax)	79.7	95.4	69.7	63.5	64.9	68.8
Working Capital Ratios						
Fixed Asset Turnover (x)	3.6	4.5	6.2	7.7	8.4	9.4
Asset Turnover (x)	0.5	0.5	0.5	0.5	0.4	0.4
Debtor (Days)	6	1	1	1	1	1
Payable (Days)	366	2	2	2	2	2

Standalone Cash flow statement

(INR m)

Y/E March	FY23	FY24	FY25	FY26E	FY27E	FY28E
EBITDA	3,365	3,785	4,551	5,184	5,216	5,489
WC	-2,690	263	1,020	0	0	0
Others	30	14	34	0	0	0
Direct taxes (net)	-930	-1,061	-1,309	-1,533	-1,585	-1,686
CF from Op. Activity	-225	3,001	4,296	3,651	3,632	3,802
Capex	-87	-132	-77	-120	-140	-160
FCFF	-312	2,869	4,219	3,531	3,492	3,642
Interest income	79	228	411	669	929	1,078
Others	709	-357	-2,323	600	500	500
CF from Inv. Activity	700	-262	-1,989	1,149	1,289	1,418
Share capital	0	0	0	0	0	0
Borrowings	0	0	0	0	0	0
Finance cost	-2	-2	-1	-26	-26	-26
Dividend	-897	-1,780	-2,670	-2,814	-2,908	-3,095
Others	-1,249	-49	-47	0	0	0
CF from Fin. Activity	-2,148	-1,831	-2,718	-2,840	-2,934	-3,121
(Inc)/Dec in Cash	-1,673	909	-412	1,960	1,987	2,100
Opening balance	2,242	569	1,478	1,066	3,026	5,013
Closing balance	569	1,478	1,066	3,026	5,013	7,113

Investment in securities market are subject to market risks. Read all the related documents carefully before investing.

Explanation of Investment Rating	
Investment Rating	Expected return (over 12-month)
BUY	>=15%
SELL	< - 10%
NEUTRAL	< - 10 % to 15%
UNDER REVIEW	Rating may undergo a change
NOT RATED	We have forward looking estimates for the stock but we refrain from assigning recommendation

*In case the recommendation given by the Research Analyst is inconsistent with the investment rating legend for a continuous period of 30 days, the Research Analyst shall be within following 30 days take appropriate measures to make the recommendation consistent with the investment rating legend.

Disclosures

The following Disclosures are being made in compliance with the SEBI Research Analyst Regulations 2014 (herein after referred to as the Regulations).

Motilal Oswal Financial Services Ltd. (MOFSL) is a SEBI Registered Research Analyst having registration no. INH000000412. MOFSL, the Research Entity (RE) as defined in the Regulations, is engaged in the business of providing Stock broking services, Depository participant services & distribution of various financial products. MOFSL is a listed public company, the details in respect of which are available on www.motilaloswal.com. MOFSL (erstwhile Motilal Oswal Securities Limited - MOSL) is registered with the Securities & Exchange Board of India (SEBI) and is a registered Trading Member with National Stock Exchange of India Ltd. (NSE) and Bombay Stock Exchange Limited (BSE), Multi Commodity Exchange of India Limited (MCX) and National Commodity & Derivatives Exchange Limited (NCDEX) for its stock broking activities & is Depository participant with Central Depository Services Limited (CDSL) National Securities Depository Limited (NSDL), NERL, COMRIS and CCRL and is member of Association of Mutual Funds of India (AMFI) for distribution of financial products and Insurance Regulatory & Development Authority of India (IRDA) as Corporate Agent for insurance products. Details of associate entities of Motilal Oswal Financial Services Limited are available on the website at <http://online.reports.motilaloswal.com/Dormant/documents/List%20of%20Associate%20companies.pdf>

MOFSL and its associate company(ies), their directors and Research Analyst and their relatives may; (a) from time to time, have a long or short position in, act as principal in, and buy or sell the securities or derivatives thereof of companies mentioned herein. (b) be engaged in any other transaction involving such securities and earn brokerage or other compensation or act as a market maker in the financial instruments of the company(ies) discussed herein or act as an advisor or lender/borrower to such company(ies) or may have any other potential conflict of interests with respect to any recommendation and other related information and opinions; however the same shall have no bearing whatsoever on the specific recommendations made by the analyst(s), as the recommendations made by the analyst(s) are completely independent of the views of the associates of MOFSL even though there might exist an inherent conflict of interest in some of the stocks mentioned in the research report.

MOFSL and / or its affiliates do and seek to do business including investment banking with companies covered in its research reports. As a result, the recipients of this report should be aware that MOFSL may have a potential conflict of interest that may affect the objectivity of this report. Compensation of Research Analysts is not based on any specific merchant banking, investment banking or brokerage service transactions. Details of pending Enquiry Proceedings of Motilal Oswal Financial Services Limited are available on the website at <https://galaxy.motilaloswal.com/ResearchAnalyst/PublishViewLitigation.aspx>

A graph of daily closing prices of securities is available at www.nseindia.com, www.bseindia.com. Research Analyst views on Subject Company may vary based on Fundamental research and Technical Research. Proprietary trading desk of MOFSL or its associates maintains arm's length distance with Research Team as all the activities are segregated from MOFSL research activity and therefore it can have an independent view with regards to Subject Company for which Research Team have expressed their views.

Regional Disclosures (outside India)

This report is not directed or intended for distribution to or use by any person or entity resident in a state, country or any jurisdiction, where such distribution, publication, availability or use would be contrary to law, regulation or which would subject MOFSL & its group companies to registration or licensing requirements within such jurisdictions.

For Hong Kong:

This report is distributed in Hong Kong by Motilal Oswal capital Markets (Hong Kong) Private Limited, a licensed corporation (CE AYY-301) licensed and regulated by the Hong Kong Securities and Futures Commission (SFC) pursuant to the Securities and Futures Ordinance (Chapter 571 of the Laws of Hong Kong) "SFO". As per SEBI (Research Analyst Regulations) 2014 Motilal Oswal Securities (SEBI Reg. No. INH000000412) has an agreement with Motilal Oswal capital Markets (Hong Kong) Private Limited for distribution of research report in Hong Kong. This report is intended for distribution only to "Professional Investors" as defined in Part I of Schedule 1 to SFO. Any investment or investment activity to which this document relates is only available to professional investor and will be engaged only with professional investors." Nothing here is an offer or solicitation of these securities, products and services in any jurisdiction where their offer or sale is not qualified or exempt from registration. The Indian Analyst(s) who compile this report is/are not located in Hong Kong & are not conducting Research Analysis in Hong Kong.

For U.S.

Motilal Oswal Financial Services Limited (MOFSL) is not a registered broker - dealer under the U.S. Securities Exchange Act of 1934, as amended (the "1934 act") and under applicable state laws in the United States. In addition MOFSL is not a registered investment adviser under the U.S. Investment Advisers Act of 1940, as amended (the "Advisers Act" and together with the 1934 Act, the "Acts"), and under applicable state laws in the United States. Accordingly, in the absence of specific exemption under the Acts, any brokerage and investment services provided by MOFSL, including the products and services described herein are not available to or intended for U.S. persons. This report is intended for distribution only to "Major Institutional Investors" as defined by Rule 15a-6(b)(4) of the Exchange Act and interpretations thereof by SEC (henceforth referred to as "major institutional investors"). This document must not be acted on or relied on by persons who are not major institutional investors. Any investment or investment activity to which this document relates is only available to major institutional investors and will be engaged in only with major institutional investors. In reliance on the exemption from registration provided by Rule 15a-6 of the U.S. Securities Exchange Act of 1934, as amended (the "Exchange Act") and interpretations thereof by the U.S. Securities and Exchange Commission ("SEC") in order to conduct business with Institutional Investors based in the U.S., MOFSL has entered into a chaperoning agreement with a U.S. registered broker-dealer, Motilal Oswal Securities International Private Limited. ("MOSIPL"). Any business interaction pursuant to this report will have to be executed within the provisions of this chaperoning agreement.

The Research Analysts contributing to the report may not be registered/qualified as research analyst with FINRA. Such research analyst may not be associated persons of the U.S. registered broker-dealer, MOSIPL, and therefore, may not be subject to NASD rule 2711 and NYSE Rule 472 restrictions on communication with a subject company, public appearances and trading securities held by a research analyst account.

For Singapore

In Singapore, this report is being distributed by Motilal Oswal Capital Markets (Singapore) Pte. Ltd. ("MOCMSPL") (UEN 201129401Z), which is a holder of a capital markets services license and an exempt financial adviser in Singapore. This report is distributed solely to persons who (a) qualify as "institutional investors" as defined in section 4A(1)(c) of the Securities and Futures Act of Singapore ("SFA") or (b) are considered "accredited investors" as defined in section 2(1) of the Financial Advisers Regulations of Singapore read with section 4A(1)(a) of the SFA. Accordingly, if a recipient is neither an "institutional investor" nor an "accredited investor", they must immediately discontinue any use of this Report and inform MOCMSPL.

In respect of any matter arising from or in connection with the research you could contact the following representatives of MOCMSPL. In case of grievances for any of the services rendered by MOCMSPL write to grievances@motilaloswal.com.

Nainesh Rajani

Email: nainesh.rajani@motilaloswal.com

Contact: (+65) 8328 0276

Specific Disclosures

- Research Analyst and/or his/her relatives do not have a financial interest in the subject company(ies), as they do not have equity holdings in the subject company(ies).
MOFSL has financial interest in the subject company(ies) at the end of the week immediately preceding the date of publication of the Research Report: Yes.
Nature of Financial interest is holding equity shares or derivatives of the subject company
- Research Analyst and/or his/her relatives do not have actual/beneficial ownership of 1% or more securities in the subject company(ies) at the end of the month immediately preceding the date of publication of Research Report.
MOFSL has actual/beneficial ownership of 1% or more securities of the subject company(ies) at the end of the month immediately preceding the date of publication of Research Report: No
- Research Analyst and/or his/her relatives have not received compensation/other benefits from the subject company(ies) in the past 12 months.
MOFSL may have received compensation from the subject company(ies) in the past 12 months.
- Research Analyst and/or his/her relatives do not have material conflict of interest in the subject company at the time of publication of research report.
MOFSL does not have material conflict of interest in the subject company at the time of publication of research report.
- Research Analyst has not served as an officer, director or employee of subject company(ies).
- MOFSL has not acted as a manager or co-manager of public offering of securities of the subject company in past 12 months.
- MOFSL has not received compensation for investment banking /merchant banking/brokerage services from the subject company(ies) in the past 12 months.
- MOFSL may have received any compensation for products or services other than investment banking or merchant banking or brokerage services from the subject company(ies) in the past 12 months.
- MOFSL may have received compensation or other benefits from the subject company(ies) or third party in connection with the research report.
- MOFSL has not engaged in market making activity for the subject company.

The associates of MOFSL may have:
financial interest in the subject company

- actual/beneficial ownership of 1% or more securities in the subject company at the end of the month immediately preceding the date of publication of the Research Report or date of the public appearance.
- received compensation/other benefits from the subject company in the past 12 months
- any other potential conflict of interests with respect to any recommendation and other related information and opinions.; however the same shall have no bearing whatsoever on the specific recommendations made by the analyst(s), as the recommendations made by the analyst(s) are completely independent of the views of the associates of MOFSL even though there might exist an inherent conflict of interest in some of the stocks mentioned in the research report.
- acted as a manager or co-manager of public offering of securities of the subject company in past 12 months
- be engaged in any other transaction involving such securities and earn brokerage or other compensation or act as a market maker in the financial instruments of the company(ies) discussed herein or act as an advisor or lender/borrower to such company(ies)
- received compensation from the subject company in the past 12 months for investment banking / merchant banking / brokerage services or from other than said services.
- Served subject company as its clients during twelve months preceding the date of distribution of the research report.

The associates of MOFSL has not received any compensation or other benefits from third party in connection with the research report

Above disclosures include beneficial holdings lying in demat account of MOFSL which are opened for proprietary investments only. While calculating beneficial holdings, It does not consider demat accounts which are opened in name of MOFSL for other purposes (i.e holding client securities, collaterals, error trades etc.). MOFSL also earns DP income from clients which are not considered in above disclosures.

Analyst Certification

The views expressed in this research report accurately reflect the personal views of the analyst(s) about the subject securities or issues, and no part of the compensation of the research analyst(s) was, is, or will be directly or indirectly related to the specific recommendations and views expressed by research analyst(s) in this report.

Terms & Conditions:

This report has been prepared by MOFSL and is meant for sole use by the recipient and not for circulation. The report and information contained herein is strictly confidential and may not be altered in any way, transmitted to, copied or distributed, in part or in whole, to any other person or to the media or reproduced in any form, without prior written consent of MOFSL. The report is based on the facts, figures and information that are considered true, correct, reliable and accurate. The intent of this report is not recommendatory in nature. The information is obtained from publicly available media or other sources believed to be reliable. Such information has not been independently verified and no guaranty, representation of warranty, express or implied, is made as to its accuracy, completeness or correctness. All such information and opinions are subject to change without notice. The report is prepared solely for informational purpose and does not constitute an offer document or solicitation of offer to buy or sell or subscribe for securities or other financial instruments for the clients. Though disseminated to all the customers simultaneously, not all customers may receive this report at the same time. MOFSL will not treat recipients as customers by virtue of their receiving this report.

Disclaimer:

The report and information contained herein is strictly confidential and meant solely for the selected recipient and may not be altered in any way, transmitted to, copied or distributed, in part or in whole, to any other person or to the media or reproduced in any form, without prior written consent. This report and information herein is solely for informational purpose and may not be used or considered as an offer document or solicitation of offer to buy or sell or subscribe for securities or other financial instruments. Nothing in this report constitutes investment, legal, accounting and tax advice or a representation that any investment or strategy is suitable or appropriate to your specific circumstances. The securities discussed and opinions expressed in this report may not be suitable for all investors, who must make their own investment decisions, based on their own investment objectives, financial positions and needs of specific recipient. This may not be taken in substitution for the exercise of independent judgment by any recipient. Each recipient of this document should make such investigations as it deems necessary to arrive at an independent evaluation of an investment in the securities of companies referred to in this document (including the merits and risks involved), and should consult its own advisors to determine the merits and risks of such an investment. The investment discussed or views expressed may not be suitable for all investors. Certain transactions -including those involving futures, options, another derivative products as well as non-investment grade securities - involve substantial risk and are not suitable for all investors. No representation or warranty, express or implied, is made as to the accuracy, completeness or fairness of the information and opinions contained in this document. The Disclosures of Interest Statement incorporated in this document is provided solely to enhance the transparency and should not be treated as endorsement of the views expressed in the report. This information is subject to change without any prior notice. The Company reserves the right to make modifications and alternations to this statement as may be required from time to time without any prior approval. MOFSL, its associates, their directors and the employees may from time to time, effect or have effected an own account transaction in, or deal as principal or agent in or for the securities mentioned in this document. They may perform or seek to perform investment banking or other services for, or solicit investment banking or other business from, any company referred to in this report. Each of these entities functions as a separate, distinct and independent of each other. The recipient should take this into account before interpreting the document. This report has been prepared on the basis of information that is already available in publicly accessible media or developed through analysis of MOFSL. The views expressed are those of the analyst, and the Company may or may not subscribe to all the views expressed therein. This document is being supplied to you solely for your information and may not be reproduced, redistributed or passed on, directly or indirectly, to any other person or published, copied, in whole or in part, for any purpose. This report is not directed or intended for distribution to, or use by, any person or entity who is a citizen or resident of or located in any locality, state, country or other jurisdiction, where such distribution, publication, availability or use would be contrary to law, regulation or which would subject MOFSL to any registration or licensing requirement within such jurisdiction. The securities described herein may or may not be eligible for sale in all jurisdictions or to certain category of investors. Persons in whose possession this document may come are required to inform themselves of and to observe such restriction. Neither the Firm, not its directors, employees, agents or representatives shall be liable for any damages whether direct or indirect, incidental, special or consequential including lost revenue or lost profits that may arise from or in connection with the use of the information. The person accessing this information specifically agrees to exempt MOFSL or any of its affiliates or employees from, any and all responsibility/liability arising from such misuse and agrees not to hold MOFSL or any of its affiliates or employees responsible for any such misuse and further agrees to hold MOFSL or any of its affiliates or employees free and harmless from all losses, costs, damages, expenses that may be suffered by the person accessing this information due to any errors and delays.

This report is meant for the clients of Motilal Oswal only.

Investment in securities market are subject to market risks. Read all the related documents carefully before investing.

Registration granted by SEBI and certification from NISM in no way guarantee performance of the intermediary or provide any assurance of returns to investors.

Registered Office Address: Motilal Oswal Tower, Rahimtullah Sayani Road, Opposite Parel ST Depot, Prabhadevi, Mumbai-400025; Tel No.: 022 - 71934200 / 71934263; www.motilaloswal.com.

Correspondence Address: Palm Spring Centre, 2nd Floor, Palm Court Complex, New Link Road, Malad (West), Mumbai- 400 064. Tel No: 022 71881000. Details of Compliance Officer: Neeraj Agarwal,

Email Id: na@motilaloswal.com, Contact No.:022-40548085.

Grievance Redressal Cell:

Contact Person	Contact No.	Email ID
Ms. Hemangi Date	022 40548000 / 022 67490600	query@motilaloswal.com
Ms. Kumud Upadhyay	022 40548082	servicehead@motilaloswal.com
Mr. Ajay Menon	022 40548083	am@motilaloswal.com

Registration details of group entities.: Motilal Oswal Financial Services Ltd. (MOFSL): INZ000158836 (BSE/NSE/MCX/NCDEX); CDSL and NSDL: IN-DP-16-2015; Research Analyst: INH000000412 . AMFI: ARN : 146822. IRDA Corporate Agent – CA0579. Motilal Oswal Financial Services Ltd. is a distributor of Mutual Funds, PMS, Fixed Deposit, Insurance, Bond, NCDs and IPO products.

Customer having any query/feedback/ clarification may write to query@motilaloswal.com. In case of grievances for any of the services rendered by Motilal Oswal Financial Services Limited (MOFSL) write to grievances@motilaloswal.com, for DP to dp@grievances@motilaloswal.com.