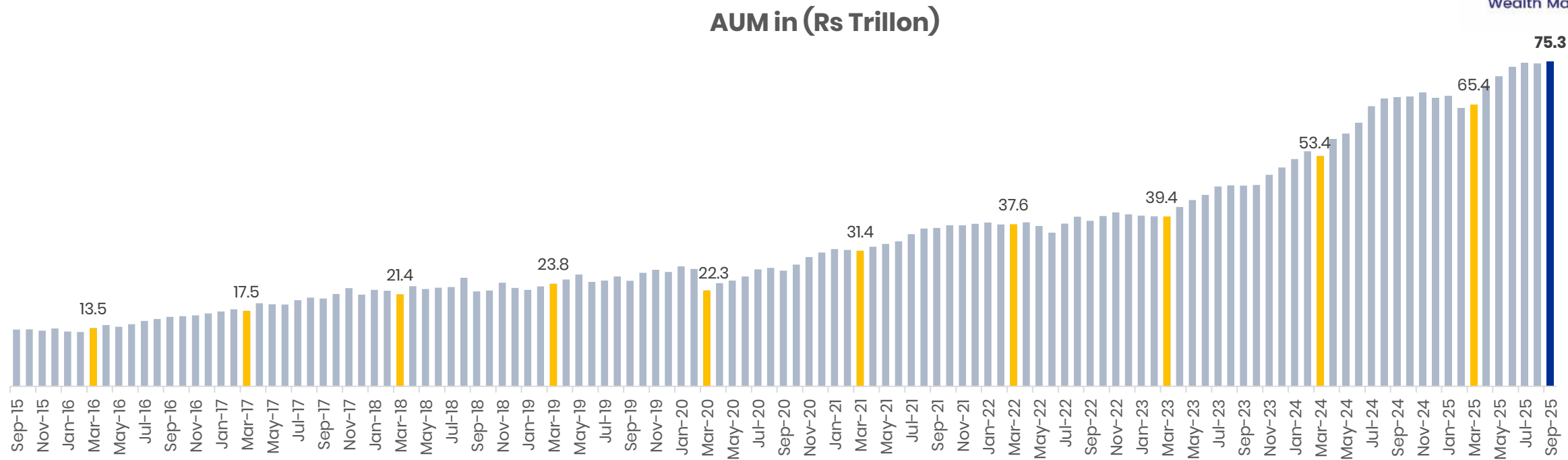


Mutual Fund Navigator

October 2025



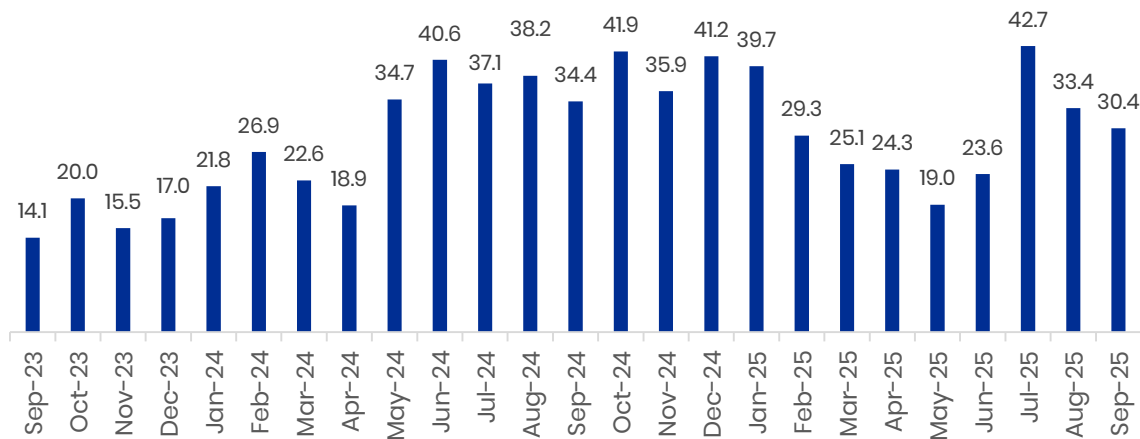
Snapshot of Mutual Fund Flows – September 2025



- **Total MF AUM** increased >7x in past 10 years, from Rs 10.6 lakh crores to Rs 75.3 lakh crores
- **SIP contribution** during September stood at Rs 29,361 crores
- **Equity MFs** witnessed positive net flows of Rs 30,421 crores
- **Debt MFs** witnessed negative net flows of Rs 1,01,977 crores
- **Hybrid MFs** witnessed positive net flows of Rs 9,397 crores

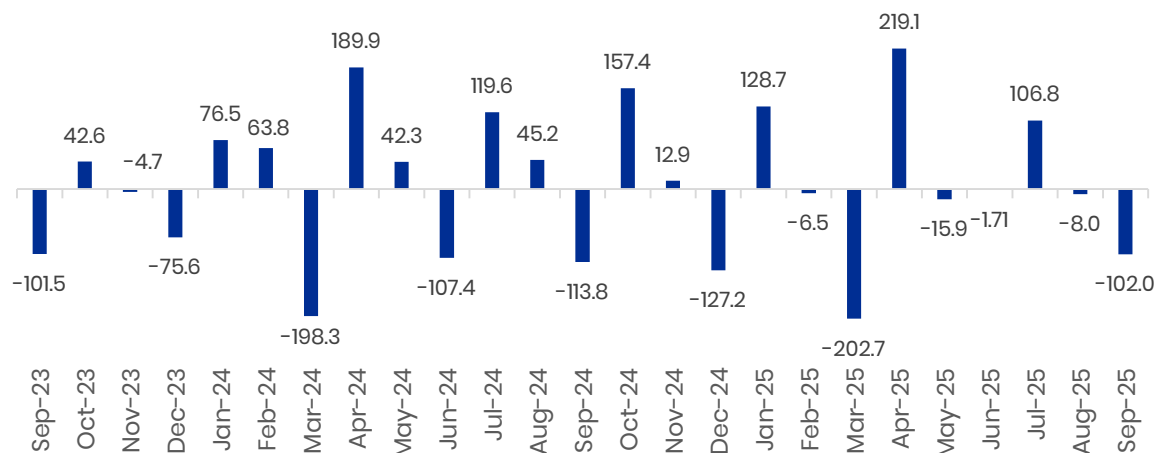
Mutual Fund Flows – September 2025

Net Flows in Equity Mutual Funds (Rs. '000 Crores)



- **Equity MF** inflows dropped by 9% MoM nearly to Rs 30,421 crores (v/s Rs 33,430 crores inflow in August 2025)
- **Highest Net Inflows** came in Flexicap Funds of Rs 7,029 crores (v/s Rs 7,679 crores inflow in August 2025)
- **Highest Net Outflows** observed in ELSS fund of Rs 307 crores (v/s Rs 59 crores inflow in August 2025)

Net flows in Debt Mutual Funds (Rs. '000 Crores)



- **Debt MF** observed a net outflow of Rs 1,01,977 crores (v/s net outflows of Rs 7,979 crores in August 2025)
- **Highest Net Inflows** came in Overnight Fund of Rs 4,278 crores (v/s Rs 4,950 crores inflow in August 2025)
- **Highest Net Outflows** observed in Liquid fund of Rs 66,042 crores (v/s Rs 13,350 crores inflow in August 2025)

Sectoral Holdings Trend – September 2025

Chart 1

Sector-wise MoM change in allocation (%)

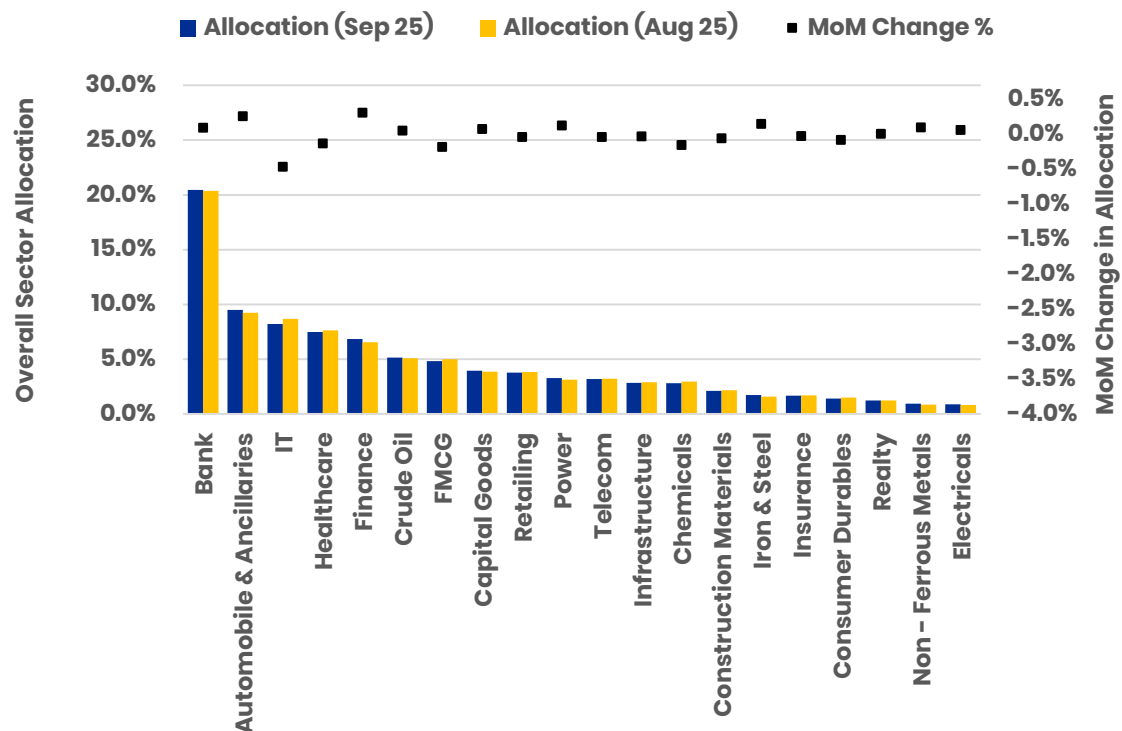
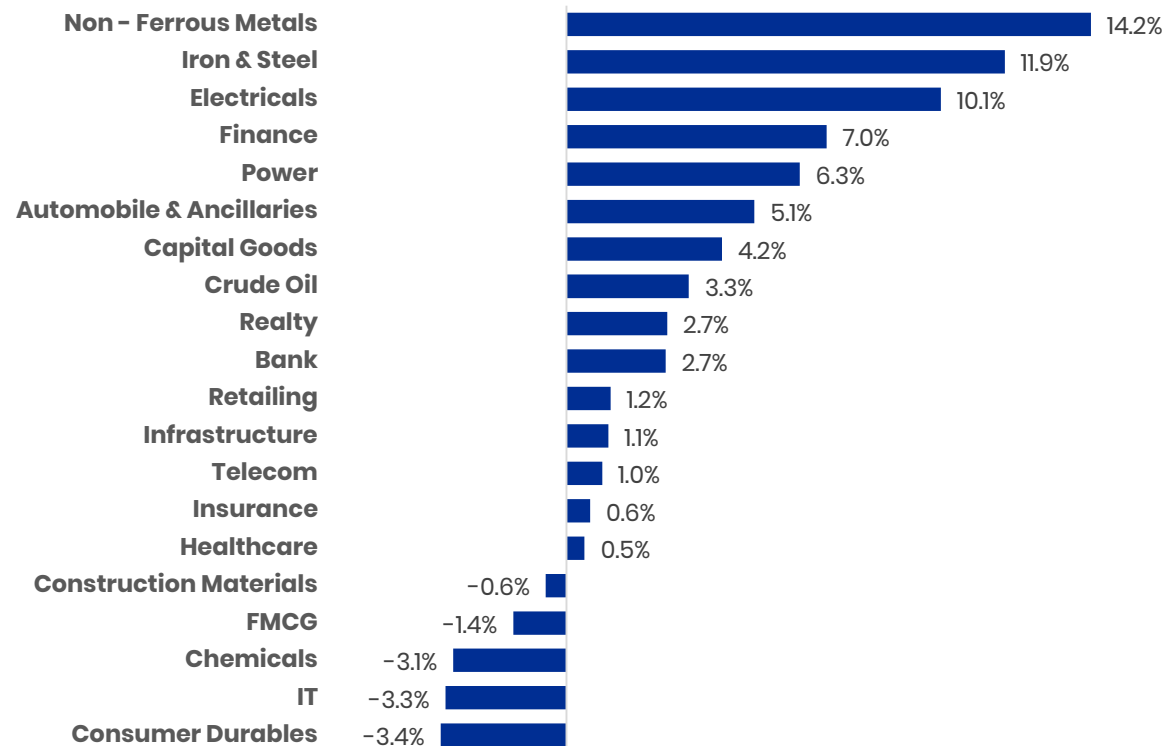


Chart 2

Sector-wise MoM change in value (%)



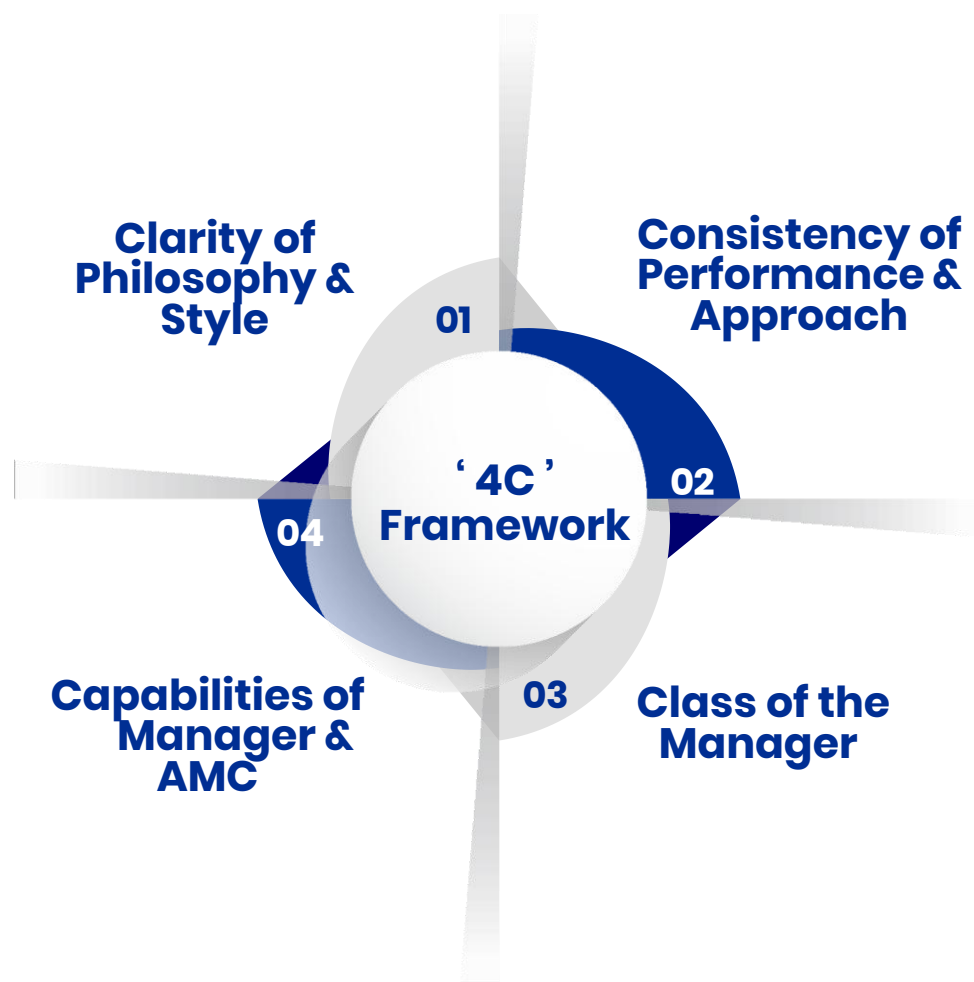
Month on Month Change as on September 2025 :

- **Top Sectors where MFs increased allocation (Chart 1):** Finance, Automobile & Ancillaries and Iron & Steel
- **Top Sectors where MFs decreased allocation (Chart 1):** IT, FMCG and Chemicals
- **Sectors which saw maximum value appreciation (Chart 2):** Non-Ferrous Metals, Iron & Steel and Electricals

What you'll see in the next few slides



'4C' Framework for Manager Selection



- Looking beyond performance
- Preference to managers over funds
- DNA of manager & AMC
- Experience across cycles
- Style – True to label
- Consistency in outperformance
- Identify managers ahead of time

Aggressive Basket

Ability and Willingness to withstand market volatilities in the expectation of earning exponential returns.



Details	UTI Nifty Next 50 Index Fund	Kotak Large & Midcap Fund	Parag Parikh Flexi Cap Fund	Motilal Oswal Midcap Fund	ICICI Prudential India Opportunities Fund	Invesco India Smallcap Fund
Basket Allocation %	20.0	17.5	17.5	15.0	15.0	15.0
Launch Date	28-Jun-18	09-Sep-04	28-May-13	24-Feb-14	15-Jan-19	30-Oct-18
AUM (Rs cr)	5,728	28,380	1,19,723	34,748	30,802	8,055
Fund Manager	Sharwan Kumar Goyal	Harsha Upadhyaya	Rajeev Thakkar	Niket Shah	Sankaran Naren	Taher Badshah
Category	Equity	Equity	Equity	Equity	Equity	Equity
Sub Category	Index Fund	Large & Mid Cap Fund	Flexi Cap Fund	Midcap Fund	Diversified	Small Cap Fund
Asset Allocation(%)						
Equity %	99.9	96.1	77.1	91.0	94.4	98.3
Debt %	-	-	11.8	-	1.0	-
Others %	0.1	3.8	10.9	9.0	4.5	1.7
Top 3 Exposure %	Capital Goods – 11.6	Banks – 18.0	Banks – 30.6	IT Software – 25.4	Banks – 19.5	Healthcare– 19.1
	Finance – 11.4	Automobile– 10.9	IT – Software – 9.6	Retailing –16.1	IT Software– 10.4	Financial Services – 17.8
	Power – 9.3	Healthcare – 7.0	Automobile – 7.9	Electricals – 16.0	Healthcare – 10.1	Retailing– 9.4
Exit Load(%)						
Exit Load	NIL	Nil upto 10% of investment and 1% for remaining investment on or before 1Y, Nil after 1Y	Nil upto 10% of units. For remaining units 2% on or before 365D, 1% after 365D but on or before 730D, Nil after 730D	1% on or before 1Y, Nil after 1Y	1% on or before 12M, Nil after 12M	Nil upto 10% of units and 1% for above the limits on or before 1Y, Nil after 1Y

Aggressive Basket – Portfolio Overlap

Ability and Willingness to withstand market volatilities in the expectation of earning exponential returns.



Fund Overlap %

	0-20%
	21-40%
	41-60%
	61-80%
	81-100%

How to read this ?

Overlap will show which funds have the same investments and to what extent. Funds with high overlap % don't help in diversification.

Scheme Names	ICICI Pru India Opportunities Fund	Invesco India Smallcap Fund	Motilal Oswal Midcap Fund	Parag Parikh Flexi Cap Fund	Kotak Equity Opportunities	UTI-Nifty Next 50 Index Fund
ICICI Pru India Opportunities Fund	-	0%	0%	22%	31%	9%
Invesco India Smallcap Fund	0%	-	5%	1%	4%	0%
Motilal Oswal Midcap Fund	0%	5%	-	0%	4%	0%
Parag Parikh Flexi Cap Fund	22%	1%	0%	-	20%	4%
Kotak Equity Opportunities	31%	4%	4%	20%	-	7%
UTI-Nifty Next 50 Index Fund	9%	0%	0%	4%	7%	-

Moderate Basket

Ability and Willingness to withstand market volatilities with some stability.



Details	ICICI Pru Balanced Advantage Fund	UTI Nifty Next 50 Index Fund	Motilal Oswal Midcap Fund	Kotak Nifty SDL Apr 2032 Top 12 Equal Weight Index Fund	Invesco India Arbitrage Fund	ICICI Pru All Seasons Bond Fund	Invesco India Smallcap Fund	Parag Parikh Flexi Cap Fund
Basket Allocation %	15.0	10.0	10.0	20.0	10.0	15.0	5.0	15.0
Launch Date	30-Dec-06	28-Jun-18	24-Feb-14	11-Feb-22	30-Apr-07	20-Jan-10	30-Oct-18	28-May-13
AUM (Rs cr)	66,750	5,728	34,748	2,937	27,022	14,948	8,055	1,19,723
Fund Manager	Manish Banthia	Sharwan Kumar Goyal	Niket Shah	Abhishek Bisen	Deepak Gupta	Manish Banthia	Taher Badshah	Rajeev Thakkar
Category	Hybrid	Equity	Equity	Debt	Hybrid (Debt like)	Debt	Equity	Equity
Sub Category	Dynamic Asset Allocation	Index Fund	Midcap Fund	Index Fund	Arbitrage Fund	Dynamic Bond	Small Cap Fund	Flexi Cap Fund
Asset Allocation(%)								
Equity %	67.2	99.9	91.0	-	82.8	-	98.3	77.1
Debt %	21.5	-	-	98.0	4.2	96.1	-	11.8
Others %	11.2	0.1	8.9	1.9	12.8	3.9	1.7	10.9
Top 3 Exposure %	Banks – 16.5	Capital Goods – 11.6	IT Software – 25.4	Others – 100.0	Banks – 16.3	Others – 100.0	Healthcare– 19.1	Banks – 30.6
	Automobiles – 11.1	Finance – 11.4	Retailing –16.1	-	Finance– 12.2	-	Financial Services – 17.8	IT – Software – 9.6
	Others – 11.1	Power – 9.3	Electricals – 16.0	-	Crude– 5.1	-	Retailing– 9.4	Automobile – 7.9
Exit Load(%)								
Exit Load	Nil upto 30% of units and 1% for remaining units on or before 1Y, Nil after 1Y	NIL	1% on or before 1Y, Nil after 1Y	NIL	0.50% on or before 15D, Nil after 15D	0.25% on or before 1M, Nil after 1M	Nil upto 10% of units and 1% for above the limits on or before 1Y, Nil after 1Y	Nil upto 10% of units. For remaining units 2% on or before 365D, 1% after 365D but on or before 730D, Nil after 730D

Moderate Basket – Portfolio Overlap

Ability and Willingness to withstand market volatilities with some stability.

Fund Overlap %

	0-20%
	21-40%
	41-60%
	61-80%
	81-100%

How to read this ?

Overlap will show which funds have the same investments and to what extent. Funds with high overlap % don't help in diversification.

Scheme Names	ICICI Pru All Seasons Bond Fund	Kotak Nifty SDL Apr 2032 Top 12 Equal Weight Index Fund	Invesco India Arbitrage Fund	ICICI Pru Balanced Advantage Fund	Invesco India Smallcap Fund	UTI-Nifty Next 50 Index Fund	Motilal Oswal Midcap Fund	Parag Parikh Flexi Cap Fund
ICICI Pru All Seasons Bond Fund	–	0%	1%	9%	0%	0%	0%	0%
Kotak Nifty SDL Apr 2032 Top 12 Equal Weight Index Fund	0%	–	0%	0%	0%	0%	0%	0%
Invesco India Arbitrage Fund	1%	0%	–	32%	5%	17%	9%	17%
ICICI Pru Balanced Advantage Fund	9%	0%	32%	–	5%	11%	5%	23%
Invesco India Smallcap Fund	0%	0%	5%	5%	–	0%	5%	1%
UTI-Nifty Next 50 Index Fund	0%	0%	17%	11%	0%	–	0%	4%
Motilal Oswal Midcap Fund	0%	0%	9%	5%	5%	0%	–	0%
Parag Parikh Flexi Cap Fund	0%	0%	17%	23%	1%	4%	0%	–

Conservative Basket

Need stability and have low Ability and Willingness to experience market volatilities.



Details	ICICI Pru Balanced Advantage Fund	DSP NIFTY 50 Index Fund	ICICI Pru Nifty PSU Bond Plus SDL Sep 2027 40:60 Index Fund	Invesco India Arbitrage Fund	HDFC Ultra Short Term Fund	Bandhan CRISIL IBX Gilt June 2027 Index Fund	Kotak Nifty SDL Apr 2032 Top 12 Equal Weight Index Fund
Basket Allocation %	10.0	15.0	20.0	15.0	10.0	15.0	15.0
Launch Date	30-Dec-06	21-Feb-19	28-Sep-21	30-Apr-07	24-Sep-18	23-Mar-21	11-Feb-22
AUM (Rs cr)	66,750	832	9,449	27,022	16,699	6,420	2,937
Fund Manager	Manish Banthia	Anil Ghelani	Darshil Dedhia	Deepak Gupta	Anil Bamboli	Harshal Joshi	Abhishek Bisen
Category	Hybrid	Equity	Debt	Hybrid (Debt like)	Debt	Debt	Debt
Sub Category	Dynamic Asset Allocation	Index Fund	Index Fund	Arbitrage Fund	Ultra Short Term Fund	Index Fund	Index Fund
Asset Allocation(%)							
Equity %	67.2	100.5	-	82.8	-	-	-
Debt %	21.5	-	97.1	4.2	102.6	97.9	98.0
Others %	11.2	-0.5	2.9	12.8	-2.6	2.1	2.0
Top 3 Exposures %	Banks – 16.5	Banks – 30.2	Others – 97.0	Banks – 20.4	Others – 97.8	Others – 97.5	Others – 97.8
	Automobiles – 11.1	IT- Software – 9.9	-	Finance- 10.8	-	-	-
	Others – 11.1	Crude Oil – 9.1	-	Crude- 5.8	-	-	-
Exit Load(%)							
Exit Load	Nil upto 30% of units and 1% for remaining units on or before 1Y, Nil after 1Y	NIL	NIL	0.50% on or before 15D, Nil after 15D	NIL	NIL	NIL

Conservative Basket – Portfolio Overlap

Need stability and have low Ability and Willingness to experience market volatilities.



Fund Overlap %

	0-20%
	21-40%
	41-60%
	61-80%
	81-100%

How to read this ?

Overlap will show which funds have the same investments and to what extent. Funds with high overlap % don't help in diversification.

Scheme Names	HDFC Ultra Short Term Fund	Bandhan CRISIL IBX Gilt June 2027 Index Fund	Kotak Nifty SDL Apr 2032 Top 12 Equal Weight Index Fund	ICICI Pru Nifty PSU Bond Plus SDL Sep 2027 40:60 IF	DSP Nifty 50 Index Fund	ICICI Pru Balanced Advantage Fund	Invesco India Arbitrage Fund
HDFC Ultra Short Term Fund	-	0%	0%	1%	0%	1%	0%
Bandhan CRISIL IBX Gilt June 2027 Index Fund	0%	-	0%	0%	0%	0%	0%
Kotak Nifty SDL Apr 2032 Top 12 Equal Weight Index Fund	0%	0%	-	0%	0%	0%	0%
ICICI Pru Nifty PSU Bond Plus SDL Sep 2027 40:60 IF	1%	0%	0%	-	0%	0%	0%
DSP Nifty 50 Index Fund	0%	0%	0%	0%	-	46%	34%
ICICI Pru Balanced Advantage Fund	1%	0%	0%	0%	46%	-	32%
Invesco India Arbitrage Fund	0%	0%	0%	0%	34%	32%	-

Very Conservative Basket

No Ability and Willingness to experience Equity market volatilities.



Details	ICICI Pru Nifty PSU Bond Plus SDL Sep 2027 40:60 Index Fund	Invesco India Arbitrage Fund	Bandhan CRISIL IBX Gilt June 2027 Index Fund	Kotak Nifty SDL Apr 2027 Top 12 Equal Weight Index Fund	Edelweiss CRISIL IBX 50:50 Gilt Plus SDL April 2037 Index Fund
Basket Allocation %	20.0	20.0	20.0	20.0	20.0
Launch Date	28-Sep-21	30-Apr-07	23-Mar-21	11-Feb-22	11-Oct-22
AUM (Rs cr)	9,449	27,022	6,420	7,340	976
Fund Manager	Darshil Dedhia	Deepak Gupta	Harshal Joshi	Abhishek Bisen	Dhawal Dalal
Category	Debt	Hybrid (Debt like)	Debt	Debt	Debt
Sub Category	Index Fund	Arbitrage Fund	Index Fund	Index Fund	Index Fund
Asset Allocation(%)					
Equity %	-	82.8	-	-	-
Debt %	97.1	4.3	97.9	98.6	97.6
Others %	2.9	12.9	2.1	1.4	2.4
Top 3 Exposures %	Others – 97.0	Banks – 20.4	Others – 97.5	Others – 97.8	Others – 97.6
	-	Finance- 10.8	-	-	-
	-	Crude- 5.8	-	-	-
Exit Load(%)					
Exit Load	NIL	0.50% on or before 15D, Nil after 15D	NIL	NIL	0.10% on or before 30D, Nil after 30D

Very Conservative Basket – Portfolio Overlap

No Ability and Willingness to experience Equity market volatilities.



Fund Overlap %

	0-20%
	21-40%
	41-60%
	61-80%
	81-100%

How to read this ?

Overlap will show which funds have the same investments and to what extent. Funds with high overlap % don't help in diversification.

Scheme Names	Invesco India Arbitrage Fund	Bandhan CRISIL IBX Gilt June 2027 Index Fund	ICICI Pru Nifty PSU Bond Plus SDL Sep 2027 40:60 IF	Edelweiss CRISIL IBX 50:50 Gilt Plus SDL Apr 2037 Index Fund-Reg	Kotak Nifty SDL Apr 2027 Top 12 Equal Weight Index Fund
Invesco India Arbitrage Fund	-	0%	0%	0%	0%
Bandhan CRISIL IBX Gilt June 2027 Index Fund	0%	-	0%	0%	0%
ICICI Pru Nifty PSU Bond Plus SDL Sep 2027 40:60 IF	0%	0%	-	0%	1%
Edelweiss CRISIL IBX 50:50 Gilt Plus SDL Apr 2037 Index Fund	0%	0%	0%	-	0%
Kotak Nifty SDL Apr 2027 Top 12 Equal Weight Index Fund	0%	0%	1%	0%	-

Risk and Return Stats for Baskets



Details	Aggressive Basket	Moderate Basket	Conservative Basket	Very Conservative Basket
3Y Rolling Return %				
Min	15.6	11.2	6.3	3.1
Max	26.7	16.3	9.8	7.8
Average	22.4	13.5	7.6	5.5
Volatility (Risk)	2.2	0.8	0.8	1.4
Return Profile (Times)				
Returns at or below 0%	-	-	-	-
Returns above 0% to 7%	-	-	25.5	75.9
Returns more than 7%	100.0	100.0	74.3	24.1
*Drawdown Analysis %				
Highest Drawdown (Fall)	-17.6	-8.2	-4.0	-1.9
Lowest Drawdown (Fall)	-4.7	-2.1	-1.0	-0.2

Recommended MF Offerings – Across Categories

Equity

- Large Cap Funds
- Large & Mid Cap Funds
- Multi/Flexi Cap Funds
- Mid Cap Funds
- Small Cap Funds
- Sector Funds
- International Funds

Hybrid

- Equity Savings Funds
- Balanced Advantage Funds/Dynamic Asset Allocation Funds
- Arbitrage Funds
- Multi Asset Funds

Debt

- Overnight Funds
- Liquid Funds
- Ultra Short Term Funds
- Floating Rate Fund
- Dynamic Bond Fund
- Passive Long Duration Fund
- Active Duration & Credit Strategy

[Click Here](#)

to find one Pagers of the
Recommended Mutual Funds

Recommended – Equity MFs

Fund name	Inception	Fund manager	AUM (Rs cr)	Expense Ratio	CAGR (%)				
					1 Year	3 Years	5 Years	10 Years	Since Inception
Large Cap Funds									
Aditya Birla SL Large Cap Fund	30-08-2002	Mahesh Patil	30,001	1.64	0.3	16.2	18.9	12.6	18.7
HDFC Large Cap Fund	11-10-1996	Rahul Baijal	38,251	1.60	-1.2	17.3	21.0	13.2	18.5
Motilal Oswal Large Cap Fund	06-02-2024	Ajay Khandelwal	2,779	1.96	8.0	0.0	0.0	0.0	21.9
Nippon India Large Cap Fund	08-08-2007	Sailesh Raj Bhan	46,463	1.50	3.1	20.1	24.5	14.6	13.0
NIFTY 100 – TRI					0.6	15.1	18.0	13.4	-
Large and Mid Cap Funds									
Bandhan Large & Mid Cap Fund	09-08-2005	Manish Gunwani	10,818	1.72	0.8	24.5	25.1	16.1	13.8
Kotak Large & Midcap Fund	09-09-2004	Harsha Upadhyaya	28,381	1.57	1.0	19.8	22.0	15.5	18.3
Motilal Oswal Large & Midcap Fund	17-10-2019	Ajay Khandelwal	13,778	1.67	1.2	28.5	28.3	0.0	23.1
ICICI Pru India Opp Fund	15-01-2019	Sankaran Naren	30,802	1.58	3.5	23.4	32.1	0.0	21.1
NIFTY LargeMidcap 250 – TRI				0.00	0.4	19.3	23.1	16.0	-
Multi/Flexi Cap Schemes									
360 ONE Flexicap Fund	30-06-2023	Mayur Patel	2,008	1.99	-3.3	0.0	0.0	0.0	20.3
Franklin India Flexi Cap Fund	29-09-1994	R. Janakiraman	18,912	1.70	-0.4	18.9	23.8	13.9	17.9
HDFC Flexi Cap Fund	01-01-1995	Roshi Jain	85,560	1.37	7.0	23.7	28.8	16.2	18.9
Helios Flexi Cap Fund	13-11-2023	Alok Bahl	4,362	1.85	6.3	0.0	0.0	0.0	23.7
Mirae Asset Multicap Fund	21-08-2023	Ankit Jain	4,126	1.85	2.6	0.0	0.0	0.0	19.1
Nippon India Multi Cap Fund	28-03-2005	Sailesh Raj Bhan	47,294	1.51	-0.3	22.4	30.1	15.1	18.0
Parag Parikh Flexi Cap Fund	28-05-2013	Rajeev Thakkar	1,19,723	1.28	5.9	21.6	21.8	18.0	18.9
NIFTY 500 – TRI					-0.1	17.1	20.3	14.3	-

Recommended – Equity MFs



Fund name	Inception	Fund manager	AUM (Rs cr)	Expense Ratio	CAGR (%)				
					1 Year	3 Years	5 Years	10 Years	Since Inception
Mid Cap Schemes									
Edelweiss Mid Cap Fund	26-12-2007	Trideep Bhattacharya	11,731	1.68	0.5	24.3	29.1	17.9	13.9
HDFC Mid Cap Fund	25-06-2007	Chirag Setalvad	84,855	1.35	3.3	25.7	29.3	18.0	17.7
Invesco India Midcap Fund	19-04-2007	Aditya Khemani	8,518	1.74	7.7	27.5	27.9	18.3	17.0
Motilal Oswal Midcap Fund	24-02-2014	Niket Shah	34,749	1.55	-3.4	26.0	33.2	17.7	22.3
Nifty Midcap 150 – TRI					-0.1	23.3	28.2	18.3	-
Small Cap Funds									
Bandhan Small Cap Fund	25-02-2020	Manish Gunwani	15,738	1.66	-1.9	29.3	30.3	0.0	31.6
HDFC Small Cap Fund	03-04-2008	Chirag Setalvad	36,828	1.55	0.9	22.6	29.8	18.5	16.3
HSBC Small Cap Fund	12-05-2014	Venugopal Manghat	16,041	1.68	-9.1	19.5	29.6	18.4	20.0
Invesco India Smallcap Fund	30-10-2018	Taher Badshah	8,055	1.73	-0.4	24.8	30.2	0.0	23.0
Nifty Smallcap 250 – TRI					-5.1	23.0	28.6	15.6	-
Sector Funds									
HDFC Banking & Financial Services Fund	01-07-2021	Anand Laddha	4,135	1.91	8.4	17.7	0.0	0.0	13.3
Motilal Oswal Digital India Fund	04-11-2024	Varun Sharma	842	2.22	0.0	0.0	0.0	0.0	5.2
NIFTY BANK – TRI					10.7	14.1	19.7	13.1	-
Thematic Funds									
ICICI Pru Thematic Advantage Fund(FOF)	18-12-2003	Sankaran Naren	6,756	1.49	4.8	20.3	25.9	15.8	15.4
NIFTY 100 – TRI					0.6	15.1	18.0	13.4	-

Recommended – Equity MFs



Fund name	Inception	Fund manager	AUM (Rs cr)	Expense Ratio	CAGR (%)				
					1 Year	3 Years	5 Years	10 Years	Since Inception
International Funds									
Mirae Asset NYSE FANG+ETF FoF	10-05-2021	Ekta Gala	2,347	0.44	78.9	64.1	0.0	0.0	33.5
Motilal Oswal Nasdaq 100 FOF	29-11-2018	Swapnil P Mayekar	6,089	0.58	42.8	38.3	22.4	0.0	26.1
Motilal Oswal S&P 500 Index Fund	28-04-2020	Sunil Sawant	4,036	1.13	19.4	24.4	17.9	0.0	19.1
Navi US Total Stock Market FoF	24-02-2022	Ashutosh Shirwaikar	963	0.06	20.4	25.3	0.0	0.0	17.7
S&P 500					13.4	21.9	13.5	12.5	0.0

Recommended – Hybrid MFs

Fund name	Inception	Fund manager	AUM (Rs cr)	Expense Ratio	CAGR (%)				
					1 Year	3 Years	5 Years	10 Years	Since Inception
Equity Saving Funds									
ICICI Pru Equity Savings Fund	05-12-2014	Dharmesh Kakkad	16,487	0.98	6.6	9.1	9.6	8.2	7.9
Kotak Equity Savings Fund	13-10-2014	Devender Singhal	8,782	1.76	5.5	12.2	11.4	9.4	9.4
NIFTY 50 – TRI					2.4	14.9	17.6	13.3	0.0
Balanced Advantage Funds									
Axis Balanced Advantage Fund	01-08-2017	Jayesh Sundar	3,591	1.92	2.7	14.2	12.7	0.0	9.5
Aditya Birla SL Balanced Advantage Fund	25-04-2000	Mohit Sharma	8,371	1.78	4.2	13.2	13.4	11.1	9.8
ICICI Pru Balanced Advantage Fund	30-12-2006	Rajat Chandak	66,751	1.44	7.0	13.5	14.3	11.2	11.4
HDFC Balanced Advantage Fund	11-09-2000	Gopal Agrawal	1,03,041	1.33	3.1	19.4	24.1	14.8	17.1
Kotak Balanced Advantage Fund	03-08-2018	Rohit Tandon	17,475	1.66	3.6	12.3	11.7	0.0	10.7
CRISIL Hybrid 35+65 – Aggressive Index					2.9	13.6	14.9	12.2	0.0
Aggressive hybrid Funds									
Edelweiss Aggressive Hybrid Fund	11-08-2009	Bhavesh Jain	3,161	1.87	2.5	17.7	19.5	12.6	12.2
CRISIL Hybrid 35+65 – Aggressive Index					2.9	13.6	14.9	12.2	-
Arbitrage Funds									
Edelweiss Arbitrage Fund	27-06-2014	Bhavesh Jain	16,053	1.07	6.5	7.0	5.7	5.9	6.2
Invesco India Arbitrage Fund	30-04-2007	Deepak Gupta	27,023	1.06	6.5	7.1	5.8	5.8	6.6
Kotak Arbitrage Fund	29-09-2005	Hiten Shah	71,518	1.05	6.6	7.2	5.9	5.9	6.9
Nifty 50 Arbitrage					7.8	7.5	6.0	0.0	0.0

Recommended – Hybrid MFs



Fund name	Inception	Fund manager	AUM (Rs cr)	Expense Ratio	CAGR (%)				
					1 Year	3 Years	5 Years	10 Years	Since Inception
Multi Asset Funds									
ICICI Pru Multi-Asset Fund	31-10-2002	Sankaran Naren	68,000	1.38	10.6	20.3	25.0	15.8	21.0
WOC Multi Asset Allocation Fund	19-05-2023	Ramesh Mantri	3,943	1.59	15.4	0.0	0.0	0.0	17.8
DSP Multi Asset Allocation Fund	27-09-2023	Aparna Karnik	4,400	1.55	14.4	0.0	0.0	0.0	20.8
BSE 500					-1.5	15.4	18.7	13.0	0.0
CRISIL Composite Bond Index					7.4	8.3	6.0	7.5	0.0

Recommended – Debt MFs

Fund name	Inception	Fund manager	AUM (Rs cr)	Expense Ratio	CAGR (%)				
					1 Year	3 Years	5 Years	10 Years	Since Inception
Overnight Fund									
Aditya Birla SL Overnight Fund	01-Nov-18	Kaustubh Gupta	9,440	0.19	6.0	6.3	5.2	0.0	5.1
HDFC Overnight Fund	06-Feb-02	Swapnil Jangam	12,851	0.20	5.9	6.3	5.2	5.4	5.9
Liquid Fund									
HDFC Liquid Fund	17-Oct-00	Rohan Pillai	56,062	0.29	6.7	7.0	5.6	6.1	6.8
ICICI Pru Liquid Fund	17-Nov-05	Darshil Dedhia	45,629	0.29	6.7	7.0	5.6	6.2	7.1
Ultra Short Term Fund									
HDFC Ultra Short Term Fund	24-Sep-18	Anil Bamboli	16,700	0.70	7.2	7.1	5.8	0.0	6.3
ICICI Pru Ultra Short Term Fund Fund	03-May-11	Manish Banthia	14,697	0.80	7.3	7.2	5.9	6.9	7.4
Floating Rate Fund									
HDFC Floating Rate Debt Fund	23-Oct-07	Shobhit Mehrotra	15,446	0.49	8.2	8.0	6.6	7.3	7.8
ICICI Pru Floating Interest Fund	17-Nov-05	Ritesh Lunawat	7,133	1.11	7.7	7.7	6.4	7.2	7.6
Dynamic Bond Fund									
Bandhan Dynamic Bond Fund	01-Dec-08	Suyash Choudhary	2,681	1.57	3.1	7.0	4.7	6.8	7.5
DSP Strategic Bond Fund	09-May-07	Sandeep Yadav	1,467	1.21	4.8	7.8	5.5	6.9	6.8
Passive Long Duration Fund									
BHARAT Bond ETF – April 2033	13-Dec-22	Pranavi Kulkarni	6,265	0.01	8.3	0.0	0.0	0.0	8.6
HDFC NIFTY G–Sec Jun 2036 Index Fund	15-Mar-23	Anupam Joshi	966	0.38	7.4	0.0	0.0	0.0	9.3
HDFC Long Duration Debt Fund	20-Jan-23	Shobhit Mehrotra	5,851	0.65	4.2	0.0	0.0	0.0	7.9
Mirae Asset CRISIL IBX Gilt Index – April 2033 Index Fund	20-Oct-22	Mahendra Kumar Jajoo	233	0.40	8.2	0.0	0.0	0.0	8.9
Nippon India Nivesh Lakshya Long Duration Fund	06-Jul-18	Pranay Sinha	9,652	0.64	4.9	8.7	5.9	0.0	8.4
Active Duration & Credit Strategy									
ICICI Pru All Seasons Bond Fund	20-Jan-10	Manish Banthia	14,948	1.28	8.0	8.0	6.6	7.9	8.8

Quants – Equity MFs

Fund name	Ratios		Market Cap Allocation				Rolling Return (%) (5 years)		
	PE	PB	Large	Mid	Small	Others	Min	Average	Max
Large Cap Funds									
Aditya Birla SL Large Cap Fund	34.9	6.2	83.4	4.3	7.3	5.0	-2.1	12.6	26.8
HDFC Large Cap Fund	36.0	6.0	93.0	5.0	0.0	2.0	-2.1	12.9	28.4
Motilal Oswal Large Cap Fund	33.6	5.3	79.7	1.9	5.2	13.1	0.0	0.0	0.0
Nippon India Large Cap Fund	42.0	6.8	85.1	9.7	3.7	1.5	-1.9	14.1	30.4
Large and Mid Cap Funds									
Kotak Large & Midcap Fund	40.2	6.0	52.3	38.1	5.7	3.9	0.9	15.5	29.2
Motilal Oswal Large & Midcap Fund	79.8	10.6	35.0	37.6	26.4	1.0	19.5	27.2	33.0
Bandhan Large & Mid Cap Fund	50.6	6.3	40.8	36.8	16.7	5.7	-0.7	13.8	26.0
Multi Cap Funds									
360 ONE Flexicap Fund	51.8	9.9	55.9	23.4	15.0	5.7	-	-	-
Franklin India Flexi Cap Fund	40.7	6.4	76.8	11.5	8.6	3.2	-2.9	14.2	31.8
HDFC Flexi Cap Fund	34.4	5.4	74.4	3.7	9.9	12.1	-2.6	15.0	34.9
Helios Flexi Cap Fund	52.8	6.9	49.2	29.7	18.5	2.7	0.0	0.0	0.0
ICICI Pru India Opp Fund	31.8	5.3	72.5	11.4	10.5	5.6	21.9	28.0	38.1
Mirae Asset Multicap Fund	41.9	6.4	43.8	27.2	26.4	2.6	0.0	0.0	0.0
Nippon India Multi Cap Fund	51.2	8.3	47.4	25.6	25.8	1.3	-4.7	14.7	36.1
Parag Parikh Flexi Cap Fund	21.8	4.0	60.8	1.8	2.8	34.5	3.4	18.4	32.8

Source: Ace MF, Respective AMC website | Data as on 30th Sep, 2025| 5 Yr Daily Rolling Returns over 7 Yr Period

Quants – Equity MFs



Fund name	Ratios		Market Cap Allocation				Rolling Return (%)		
	PE	PB	Large	Mid	Small	Others	Min	Average	Max
Mid Cap Schemes									
Edelweiss Mid Cap Fund	61.4	10.0	16.8	67.1	11.5	4.7	-0.7	18.1	37.0
HDFC Mid Cap Fund	54.6	6.5	7.7	66.0	20.0	6.4	-0.1	17.2	36.6
Invesco India Midcap Fund	68.3	9.4	15.0	63.8	18.1	3.1	0.9	17.4	33.1
Motilal Oswal Midcap Fund	94.9	12.7	17.8	73.2	0.0	9.0	-1.7	17.3	39.4
Small Cap Funds									
Bandhan Small Cap Fund	43.0	4.0	9.2	10.0	68.8	12.1	29.5	34.2	38.5
HDFC Small Cap Fund	42.1	5.4	4.6	7.6	77.6	10.2	-0.9	17.9	38.1
HSBC Small Cap Fund	51.7	8.0	0.0	28.2	67.2	4.6	-0.4	18.1	39.9
Invesco India Smallcap Fund	62.2	8.2	7.0	25.1	63.3	4.6	22.1	29.8	37.1
Sector Funds									
HDFC Banking & Financial Services Fund	26.4	3.4	68.4	11.8	16.0	3.8	-	-	-
Motilal Oswal Digital India Fund	-	-	13.7	28.3	55.8	2.2	-	-	-
Thematic Funds									
ICICI Pru Thematic Advantage Fund(FOF)	-	-	-	-	-	100.0	-1.1	15.4	33.6

Source: Ace MF, Respective AMC website | Data as on 30th Sep, 2025| 5 Yr Daily Rolling Returns over 7 Yr Period

Quants – Equity MFs



Fund name	Ratios		Market Cap Allocation				Rolling Return (%)		
	PE	PB	Large	Mid	Small	Others	Min	Average	Max
International Funds									
Mirae Asset NYSE FANG+ETF FoF	-	-	-	-	-	100.0	-	-	-
Motilal Oswal Nasdaq 100 FOF	-	-	-	-	-	100.0	16.9	22.7	28.2
Motilal Oswal S&P 500 Index Fund	-	-	-	-	-	100.0	15.7	17.4	19.4
Navi US Total Stock Market FoF	-	-	-	-	-	100.0	-	-	-

Quants – Hybrid MFs

Fund name	Ratios		Market Cap Allocation				Rolling Return (%) (5 years)		
	PE	PB	Large	Mid	Small	Others	Min	Median	Max
Equity Saving Funds									
ICICI Pru Equity Savings Fund	30.5	5.6	68.5	1.9	0.6	29.0	3.3	7.9	12.5
Kotak Equity Savings Fund	27.8	5.0	48.0	13.0	5.3	33.7	3.6	9.2	14.4
Balanced Advantage Funds									
Axis Balanced Advantage Fund	35.1	6.0	60.6	5.5	2.5	31.4	6.1	10.2	15.6
Aditya Birla SL Balanced Advantage Fund	36.7	5.6	45.1	11.7	8.5	34.7	2.6	10.6	19.0
ICICI Pru Balanced Advantage Fund	40.0	8.0	59.7	5.9	1.4	33.0	2.1	11.1	19.4
HDFC Balanced Advantage Fund	29.8	4.8	54.9	5.4	6.4	33.3	0.7	14.2	29.0
Kotak Balanced Advantage Fund	37.6	6.4	51.2	8.8	6.9	33.1	9.9	12.3	18.0
Aggressive hybrid Funds									
Edelweiss Aggressive Hybrid Fund	42.2	7.2	53.4	11.3	7.3	28.0	0.3	12.5	24.5
Arbitrage Funds									
Edelweiss Arbitrage Fund	42.8	5.5	47.6	25.2	4.7	22.4	4.9	5.6	6.9
Invesco India Arbitrage Fund	43.7	6.0	53.7	25.5	3.7	17.2	4.8	5.6	6.9
Kotak Arbitrage Fund	44.9	6.3	62.0	15.0	2.4	20.6	4.9	5.7	7.3
Multi Asset Funds									
ICICI Pru Multi-Asset Fund	33.0	6.7	49.5	11.5	5.2	33.7	-	-	-
DSP Multi Asset Allocation Fund	24.2	4.0	25.4	4.8	4.3	65.5	-	-	-
WOC Multi Asset Allocation Fund	42.3	6.2	25.5	6.5	3.8	64.2	-	-	-

Quants – Debt MFs

Fund name	Ratios				Rating						
	YTM (%)	Average Maturity Years	Modified Duration Years	Macaulay Duration Years	SOV	AAA	AA	A	Cash & Equivalent	Others	Unrated
Overnight Fund											
Aditya Birla SL Overnight Fund	5.4	0.0	0.0	0.0	0.0	95.5	0.0	0.0	0.0	4.5	0.0
HDFC Overnight Fund	5.6	0.0	0.0	0.0	0.0	95.5	0.0	0.0	0.0	4.5	0.0
Liquid Fund											
HDFC Liquid Fund	6.0	0.2	0.2	0.2	0.3	-5.5	6.3	0.0	0.0	17.7	0.3
ICICI Pru Liquid Fund	6.0	0.2	0.2	0.2	0.3	-9.8	6.5	0.0	0.0	19.2	0.3
Ultra Short Term Fund											
HDFC Ultra Short Term Fund	6.6	0.7	0.5	0.5	0.3	-3.0	41.7	0.0	0.0	12.1	0.3
ICICI Pru Ultra Short Term Fund Fund	6.9	0.7	0.5	0.5	0.3	-3.9	35.2	0.0	0.0	6.8	0.3
Floating Rate Fund											
HDFC Floating Rate Debt Fund	7.1	4.6	1.7	1.8	0.3	3.3	50.4	0.0	0.0	30.2	0.3
ICICI Pru Floating Interest Fund	7.1	4.0	1.3	1.4	0.5	1.9	42.7	0.0	0.0	35.3	0.5
Dynamic Bond Fund											
Bandhan Dynamic Bond Fund	6.7	8.2	6.0	6.2	0.3	1.5	0.0	0.0	0.0	98.2	0.3
DSP Strategic Bond Fund	6.8	16.8	0.0	7.2	0.4	16.4	10.6	0.0	0.0	69.0	0.4
Passive Long Duration Fund											
BHARAT Bond ETF – April 2033	7.1	7.4	5.3	5.7	0.0	4.6	86.4	0.0	0.0	9.0	0.0
HDFC NIFTY G–Sec Jun 2036 Index Fund	6.9	10.6	7.2	7.4	0.0	2.7	0.0	0.0	0.0	97.3	0.0
HDFC Long Duration Debt Fund	7.3	30.1	11.7	12.2	0.3	2.6	0.0	0.0	0.0	97.1	0.3
Mirae Asset CRISIL IBX Gilt Index – April 2033 Index Fund	6.7	7.1	5.4	5.6	0.0	1.7	0.0	0.0	0.0	98.3	0.0
Nippon India Nivesh Lakshya Long Duration Fund	7.2	21.8	10.5	10.9	0.3	2.7	0.0	0.0	0.0	97.1	0.3
Active Duration & Credit Strategy											
ICICI Pru All Seasons Bond Fund	7.6	12.7	4.6	4.8	0.3	3.7	10.2	0.0	0.0	53.1	0.3

Geopolitical conflicts may keep pressure on supply chain and US tariff may impact inflation and growth. However, **Equities remain resilient and at near highs.**

Several global agencies upgraded India's growth outlook, citing resilient domestic demand, policy support, and a strong services sector. S&P Global and World Bank raised forecasts to 6.5%, while Fitch lifted its FY26 estimate to 6.9%, reinforcing India's position as a key growth driver globally.

INR weakens against major currencies which is due to its sensitivity to FII flows. However, M-Cap contribution of India to Global is at 2 years low. Also, DII remained strong, cushioning indices.

India's P/E is elevated but cooled from prior peaks even as ROE improved, which justifies the premium. The mid/small caps still rich versus long term average.

GST reform, rate cut, above average rainfall, rate easing, income Tax rationalization, 8th pay commission etc shows that levers for consumption wave looks good in India and we may see India reaping benefits in coming time. Festive demand already looking firm as autos (SUVs, entry cars), consumer durables/electronics, real estate registrations and petroleum products show strong prints.

Equity Portfolio Allocation Stance: Neutral i.e. 60% allocation to Large Caps and 40% (5% overweight) allocation to Mid and Small Caps

Investment Strategy:

- Lump-sum investments in Hybrid funds at current levels.
- For Pure equity-oriented strategies, a staggered SIP/STP approach is prudent given elevated valuations and higher volatility. Any sharp correction should be used for aggressive deployment.

Portfolio insights – Debt

RBI kept the policy rate @ 5.50% and Neutral Stance unchanged on back of 'benign inflation with resilient growth'. However, there remains a scope of policy being accommodative on back of lower inflation prints, global headwinds or FED cementing more policy easing.

On the yields front, the curve has become more steepened wherein the yields at longer end of the curve (10 – 30 yr) has inched up on back of H2 borrowing calendar; currency weakening etc. However, **yields are expected to remain range bound in near to medium term.**

Accrual can be played across the credit spectrum by allocating **45% – 55% of the portfolio** to Performing Credit & Private Credit Strategies, InvITs & Select NCDs

- 30% – 35% may be invested in Performing Credit Strategies/NCDs and InvITs
- 20% – 25% may be invested in Private Credit including Real Estate/Infrastructure strategies and select NCDs

25% – 35% of the portfolio may be invested in Arbitrage Funds (minimum 3 months holding period), Income Plus Arbitrage Fund of Funds (min 2 yr holding period), Hybrid SIF Funds (min 2 yr holding period),

For tax efficient fixed income alternative solutions, **20% – 25% of the portfolio** may be allocated in Conservative Equity Savings funds (minimum 3 years holding period)

Portfolio insights – Gold

Global central banks continued accumulating gold with continued support to gold prices, however the pace has slowed down in 2025 (especially in Q2CY25). US and China based gold backed ETFs make major portion of total demand. **We continue to remain neutral on gold from asset allocation perspective. One may look at deploying on dips and maintain Gold upto 5-10% in the portfolio.**

Category	Holding	Taxation Type	Holding Period	Short Term Capital Gains Tax	Long Term Capital Gains Tax
Equity	>65% Equity	Equity	1 Year	20%	12.5%* without indexation
Debt	>65% Debt	Debt	NA	As per Tax Slab(Deemed STCG)	
Others*	Between 35% to 65% Equity	Hybrid	2 Year	As per Tax Slab	12.5%* without indexation

- Tax rates are excluding surcharge and cess
- Long-term capital gains of up to Rs.1.25 lakh a year are tax-exempt
- Information only for reference. Please consult a tax advisor
- Others include MFs like Gold MF/ETF, FoFs, Balanced Hybrid Funds, select Multi-Asset Funds
- The above tax rates are for AY 2026-27 as per budget presented on 1st Feb 2025
- Deemed STCG – Holding period is no longer considered for classification in long term/ short term

We Are Available

For Business Support

Product Manager – MF

Krishna Kumar Giri

+91 86559 27122

Registered Office

Motilal Oswal Tower,
Rahimtullah Sayani Road,
Opposite Parel ST Depot,
Prabhadevi,
Mumbai-400025.

Email IDs you must know

For	Email ID
Product Query	mutualfundproduct@motilaloswal.com
Operational Query	mfquery@motilaloswal.com
Portfolio Review	investmentsolutions@motilaloswal.com
Research Reports	investmentresearch@motilaloswal.com

We are an AMFI registered Mutual Fund Distributor



Motilal Oswal Financial Services Limited (MOFSL) is a mutual fund distributor ([ARN 146822](#)) registered with AMFI.

Motilal Oswal Financial Services Limited is a distributor of Mutual Funds, PMS, Fixed Deposit, Bond, NCDs, Insurance Products, Investment advisor and IPOs etc . These are not Exchange traded products and the Trading Member is just acting as distributor. All disputes with respect to the distribution activity would not have access to Exchange Investor Redressal Forum or Arbitration mechanism. Here is our [Commission Disclosures](#).

In accordance with the applicable laws, MOFSL is permitted to render incidental advice with respect to mutual fund products only to its mutual fund distribution clients. For every other purpose, including distribution of non-mutual fund products, the circulated material is for informational purposes only. Further, it is not intended as investment advice or an opinion concerning securities or a public offer proving a basis for an investment decision. The views or expressions contained in the circulated material are not necessarily of MOFSL and MOFSL neither assumes any responsibility/liability nor does guarantee its accuracy, suitability, completeness and adequacy. The figures and data that may be appearing in the material are taken from various sources deemed reliable by MOFSL.

Mutual Fund investments are subject to market risk, read all scheme related documents carefully. The past performance of the scheme is not indicative of future performance. Investors are advised to seek appropriate advice from experts before taking any investment decisions. Nothing in the circulated material is intended to construe an advertisement or an investment, financial advice and/or solicitation, advice to buy, sell or deal in any financial product.

The content of the material including images, charts, graphics and pictures are protected intellectual properties and cannot be amended, copied, reproduced, replicated, republished, uploaded, posted, published, transmitted, displayed or distributed for any non-personal use without obtaining prior written permission, any non-adherence of which may attract appropriate legal action.

Check your Securities /MF/ Bonds in the consolidated account statement issued by NSDL/CDSL every month.

This is to inform that, many instances were reported by general public where fraudsters are cheating general public by misusing our brand name Motilal Oswal. The fraudsters are luring the general public to transfer them money by falsely committing attractive brokerage / investment schemes of share market and/or Mutual Funds and/or personal loan facilities. Though we have filed complaint with police for the safety of your money we request you to not fall prey to such fraudsters. You can check about our products and services by visiting our website www.motilaloswal.com. You can also write to us at query@motilaloswal.com, to know more about products and services.

Disclaimer

Motilal Oswal Financial Services Limited (MOFSL)* Member of NSE, BSE, MCX, NCDEX CIN No.: L67190MH2005PLC153397

Registered Office Address: Motilal Oswal Tower, Rahimtullah Sayani Road, Opposite Parel ST Depot, Prabhadevi, Mumbai-400025; Tel No.: 022-71934263; Website www.motilaloswal.com. Correspondence Office Address: Palm Spring Centre, 2nd Floor, Palm Court Complex, New Link Road, Malad (West), Mumbai- 400 064. Tel No: 022 7188 1000. Registration Nos.: Motilal Oswal Financial Services Limited (MOFSL)*: INZ000158836. (BSE/NSE/MCX/NCDEX); CDSL and NSDL: IN-DP-16-2015; Research Analyst: INH000000412. AMFI: ARN - 146822; ; Insurance Corporate Agent: CA0579. Motilal Oswal Asset Management Company Ltd. (MOAMC): PMS (Registration No.: INP000000670); PMS and Mutual Funds are offered through MOAMC which is group company of MOFSL. Motilal Oswal Wealth Management Ltd. (MOWML): PMS (Registration No.: INP000004409) is offered through MOWML, which is a group company of MOFSL. • Motilal Oswal Financial Services Limited is a distributor of Mutual Funds, PMS, Fixed Deposit, Bond, NCDs, Insurance Products, Investment advisor and IPOs etc . These are not Exchange traded products and the Trading Member is just acting as distributor. All disputes with respect to the distribution activity would not have access to Exchange Investor Redressal Forum or Arbitration mechanism • Research & Advisory services is backed by proper research. Please read the Risk Disclosure Document prescribed by the Stock Exchanges carefully before investing. There is no assurance or guarantee of the returns. Details of Compliance Officer: Name: Neeraj Agarwal, Email ID: na@motilaloswal.com, Contact No.:022-40548085.The securities quoted are exemplary and are not recommendatory. Brokerage will not exceed SEBI prescribed limit. Customer having any query/feedback/ clarification may write to query@motilaloswal.com. In case of grievances for Securities Broking write to grievances@motilaloswal.com, for DP to dpgrievances@motilaloswal.com.

***Such representations are not indicative of future results.**

Investment in securities market are subject to market risks, read all the related documents carefully before investing.

