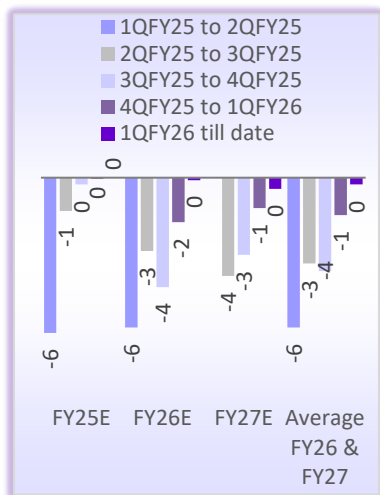
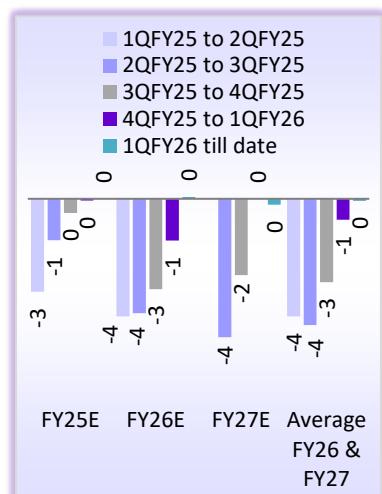


**PAT revision trend for MOFSL Universe**



**PAT revision trend for MOFSL (Ex Commodities %)**



## A reason for optimism

### Easing earnings cut trajectory should lend support to the market

- In a market seeking clear direction amid the tug-of-war between geopolitical wrangling, divergent corporate commentary and resolute steps by the Indian government/policymakers to prop up demand, we notice a reason for optimism. While some market participants are still concerned about further material cuts in earnings forecasts, our analysis reveals that even as the past four quarters have been marked by earnings cuts, **the intensity of earnings cuts has actually eased** to modest levels and the latest quarterly cuts have been the lowest in the past four quarters, with an improving macro/policy environment likely to support the earnings cycle going forward. A better earnings cycle, decent valuations (Nifty 12mth fwd PE at 20.6x vs. LPA of 20.7x), and a base of underperformance (Nifty down 8% YoY vs. +16%/+15% performance for MSCI EM/S&P 500 in past year) set the stage for potential up-move in market and valuation expansion for Indian markets.
- **Modest PAT cut in 1QFY26 and onward:** For MOFSL universe, aggregate PAT cuts for FY26/FY27 stood at a modest **2%/1%** for the 3 months ending with 1QFY26 review season vs. **6%/3%/4%** in 2QFY25/3QFY25/4QFY25 for FY26 PAT estimates and **4%/3%** in 3QFY25/4QFY25 for FY27. Excluding BFSI and commodities, the downward earnings revisions for the quarter ending 1QFY26 review were miniscule at **-0.2%** for FY26 PAT, while FY27 PAT estimates actually witnessed an uptick of **0.4%**. MOFSL's large-cap coverage has also witnessed similar easing trends, with FY26E PAT cut of **2%** in 1QFY26 vs. **6%/3%/4%** in preceding quarters. Mid-cap coverage has actually posted a **+4%/+2%** PAT raise in 1QFY26, whereas only the small-cap coverage continued to post significant FY26 PAT est. cut of 8%. Moreover, the earnings revision trend has eased further in the past one month after the end of 1QFY26 earnings season.
- **Major part of earnings cut seems behind:** Already, FY26 PAT/EPS estimates for MOFSL universe/Nifty have been cut by ~13% (LFL)/~16% since 1QFY25, implying that a material part of the downward revision is behind. Barring any new unforeseen economic or geopolitical shock, the risk of further material earnings cuts seems low to us. Analyst estimates have now aligned better to the prevalent environment, as several adverse developments over the past year had forced analysts' hands to front-load earnings cuts. In fact, over the past six years, barring the black-swan episode of Covid-19, the earnings cuts in this cycle have been the sharpest. We currently expect PAT growth of 13%/10% YoY for MOFSL universe/Nifty in FY26, and an easing earnings cuts cycle, coupled with better macro setting, lends greater confidence in attainability these estimates.
- **Several sectors witness improving trend:** An easing earnings cuts trajectory is not a lopsided phenomenon and is supported by multiple sectors that have contributed to this trend. The sectors where we have witnessed either gradually easing earnings cuts or a moderate absolute level of earnings cuts, include: **Automobiles, Insurance, Cap Goods, Cement, Chemicals, Consumer Staples,**

**Consumer Durables, EMS, Logistics, Oil & Gas, Real Estate and Telecom.** The sectors where the earnings cut trajectory is either yet to ease or has continued to see higher absolute level of cuts, include **Technology, PSU Banks, Metals, and Retail.** While **Private banks** have also seen somewhat intensifying earnings cuts for FY26 PAT, the outlook for 2HFY26 looks better as the lagged benefits of policy rate cuts should start to reflect on liabilities and credit growth also picks up on a lower base and better demand.

- **Policymakers in a 'whatever-it-takes' mode:** The macro setting for corporate earnings over the next few quarters is poised for improvement. Despite multiple geopolitical distractions, the government, policymakers and regulators have adopted a proactive 'whatever-it-takes' stance to revive domestic economy. Emboldened by muted inflation, the RBI has lowered the repo rate by 100bps to 5.5% in the current easing cycle, while CRR will be cut by 150bps to 3% after all the proposed four tranches of CRR cuts are through in the cycle. Liquidity is in a surplus mode and conducive for transmission in the festive season. Disposable household income should be boosted further by lower personal income tax outgo and GST rate cuts. Improved sentiment and purchasing power in rural India should contribute to demand pickup as well. Moreover, even on the global front, while the situation is still evolving and stays in flux, it appears that the geopolitical whipsaw has been digested by the market and now Indian govt. trade officials also sound more sanguine on better terms of trade with the US, punctuated by the likelihood of lower tariffs.
- **GST2.0 has potential to kickstart a consumption cycle and likely be an earnings kicker for India Inc.** While lower GST rates will not directly lead to higher earnings for companies (as all of the GST gains will be passed on), it is likely that lower retail prices will create a flywheel for new leg-up for demand. This will help in volume growth and margin expansion through operating leverage benefits and lower base prices. We also concur with the assessment of several high-end retailers that even though luxury goods do not directly benefit from GST rate cuts (in fact for some sin/luxury, GST rates will move up), the potential bump-up in household disposable incomes could be directed toward higher-end consumption products.
- **This time appears different from the 2010s cycle of earnings cuts:** A comparison of current earnings cuts with the 2010s cycle is misplaced. The plumbing of the Indian economy has altered materially since the last decade, supported by strong bank, government and corporate balance sheets, much better economic indicators, a controlled inflationary environment, robust fiscal and monetary policy headroom, corporate pricing power etc.
- **See beyond any GST 2.0 transition effects on 2QFY26 earnings:** In Sep'25, monthly sales could be adversely impacted for some sectors, particularly where retailers had not adjusted prices in advance to the new regime. Hence, such companies may be affected by lower sales and will be forced to carry old inventory, while consumers wait for the 22nd Sep'25 transition date. Consequently, any assessment of the 2QFY26 earnings season should be attuned to this development. We believe that markets will see through the near-term haze of sales deferral and instead focus on the higher demand potential opening up for the next several quarters.

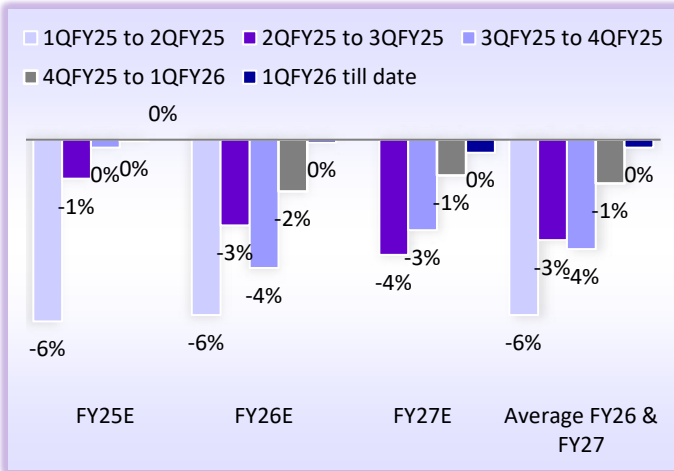
- **Our view:** We believe that the worst of earnings cuts is behind and given the cavalry of measures adopted by the government with more reforms to come forth, Indian equities should be supported by earnings floor and better sentiment. India equities have been underperforming for the last year (Nifty down 8% YoY vs. +16%/+15% for MSCI EM/S&P 500) and this should revert in the coming quarters owing to reasonable valuations and likely easing out of earnings cuts. The Nifty trades at 12-month forward PE of 20.6x (vs. LPA of 20.7x), which has potential to expand once the favorable effect of all policy measures shows up, which we believe should materialize in 2HFY26. MOFSL universe/Nifty PAT growth expectations stand at 13%/10% for FY26 and 15%/13% CAGR over FY25-27. Key risks are a lower-than-expected benefit of government actions on aggregate demand or any further high-impact geopolitical risk event.
- **Top Picks:** Our top large-cap picks are: Bharti Airtel, ICICI Bank, L&T, M&M, Sun Pharma, Ultratech, Titan, Eternal, BEL, TVS Motors, Tech M, Lodha Developers, and Indian Hotels. Our top mid-cap picks are: Dixon, SRF, Suzlon, Jindal Stainless, Coforge, Supreme Ind, Page Ind, Kaynes, Radico Khaitan, UTI AMC, and Niva Bupa.

Exhibit 1: Top ideas: MOFSL

Company	Mcap (USDb)	CMP (INR)	EPS (INR)			EPS CAGR (%) FY25-27E	PE (x)			PB (x)			ROE (%)		
			FY25	FY26E	FY27E		FY25	FY26E	FY27E	FY25	FY26E	FY27E	FY25	FY26E	FY27E
Preferred large cap stocks															
Bharti Airtel	134.2	1,962	30.3	47.4	63.9	45.2	64.8	41.4	30.7	9.7	8.3	6.4	18.0	22.4	25.8
ICICI Bank	115.0	1,402	66.8	73.9	84.2	12.3	21.0	19.0	16.7	3.4	3.0	2.6	18.0	17.0	16.7
Larsen & Toubro	57.5	3,676	106.8	130.5	155.1	20.5	34.4	28.2	23.7	5.2	4.6	4.1	16.0	17.3	18.2
M & M	51.4	3,593	98.7	119.6	141.4	19.7	36.4	30.0	25.4	7.0	5.9	5.0	20.8	21.4	21.4
Sun Pharma	44.9	1,656	47.1	51.2	61.1	13.8	35.1	32.3	27.1	5.5	4.8	4.2	16.6	15.9	16.7
UltraTech Cem.	42.2	12,519	207.6	305.9	382.9	35.8	60.3	40.9	32.7	5.2	4.8	4.4	9.3	12.2	14.0
Titan Company	35.5	3,467	42.3	54.6	64.2	23.2	82.0	63.5	54.0	26.5	20.5	16.2	35.8	36.5	33.5
Eternal	34.8	337	0.6	1.2	4.6	179.5	572.3	276.4	73.3	10.0	9.6	8.5	2.1	3.5	12.3
Bharat Electronics	34.0	409	7.2	8.2	9.8	16.5	56.5	49.8	41.6	15.1	11.9	9.5	26.8	24.0	22.9
TVS Motor Co.	19.1	3,531	57.1	75.1	91.3	26.5	61.9	47.0	38.7	16.9	13.0	10.1	30.7	31.2	29.4
Tech Mahindra	17.2	1,554	47.9	61.3	78.3	27.8	32.4	25.3	19.8	5.0	4.9	4.7	15.7	19.6	24.2
Lodha Developers	13.6	1,215	28.7	37.9	40.2	18.5	42.4	32.1	30.2	5.8	5.0	4.4	14.6	16.7	15.4
Indian Hotels	12.6	775	11.8	13.4	16.1	16.8	65.6	58.0	48.0	9.9	8.5	7.3	16.3	15.7	16.3
Preferred Midcap/Smallcap stocks															
Dixon Tech.	12.5	18,189	117.2	173.5	275.2	53.3	155.2	104.8	66.1	36.4	27.4	19.6	30.0	29.8	34.5
SRF	9.9	2,938	46.1	68.7	92.6	41.8	63.8	42.7	31.7	6.9	6.2	5.3	11.4	15.3	18.0
Suzlon Energy	9.2	60	1.1	1.2	2.3	44.7	56.0	48.5	26.7	13.5	10.6	7.6	29.4	24.5	33.0
Jindal Stainless	7.1	778	30.5	36.1	44.5	20.7	25.5	21.6	17.5	3.8	3.3	2.8	15.1	15.3	16.1
Coforge	6.9	1,795	25.2	46.4	58.9	52.9	71.2	38.7	30.5	9.3	8.4	7.4	13.9	17.1	20.7
Supreme Inds.	6.5	4,412	75.6	85.0	119.6	25.7	58.3	51.9	36.9	9.9	8.9	7.6	17.8	18.0	22.2
Page Industries	5.6	43,543	652.9	736.4	843.3	13.7	66.7	59.1	51.6	34.5	28.5	23.8	51.8	48.3	46.1
Kaynes Tech	5.5	7,148	45.8	81.5	132.9	70.4	156.1	87.7	53.8	16.1	9.2	7.8	11.0	13.9	16.4
Radico Khaitan	4.6	3,051	25.8	40.1	51.4	41.1	118.3	76.2	59.4	15.2	13.1	11.1	12.8	17.2	18.7
UTI AMC	2.0	1,360	63.9	68.8	79.8	11.8	21.3	19.8	17.0	3.4	3.2	3.0	16.0	16.5	18.2
Niva Bupa Health	1.7	82	1.2	0.6	1.8	23.9	70.5	135.7	45.9	4.9	3.9	3.6	7.9	3.2	8.1

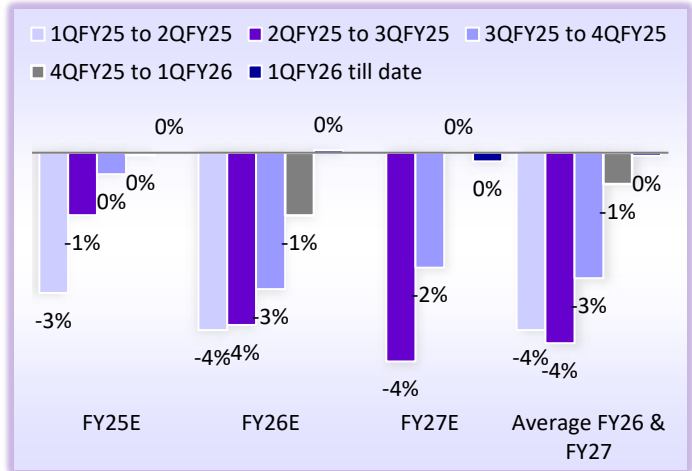
## STORY IN CHARTS

**PAT revision trend MOFSL Univ**



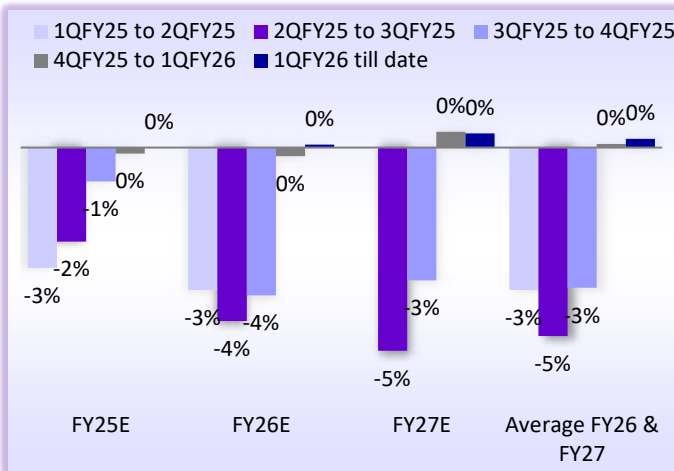
Source: MOFSL estimates

**PAT revision trend MOFSL Univ (Ex-Commodities)**



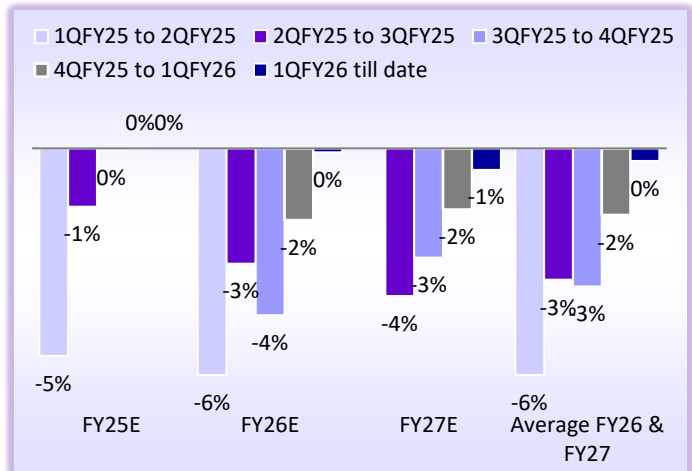
Source: MOFSL estimates

**PAT revision trend MOFSL Univ (Ex-Comm & Fin)**



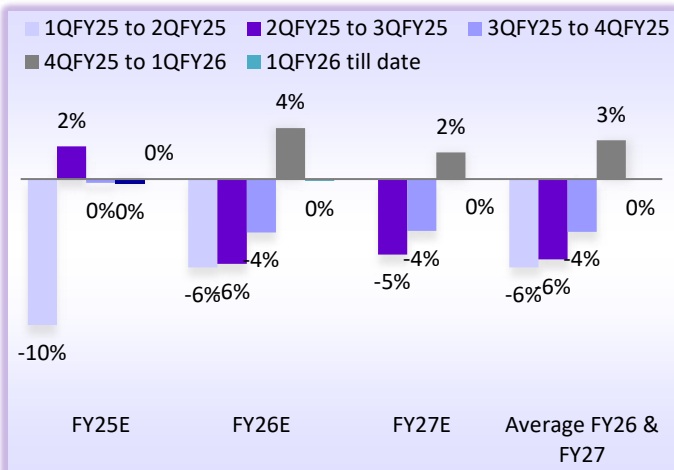
Source: MOFSL estimates

**PAT revision trend MOFSL Univ (Large Cap)**



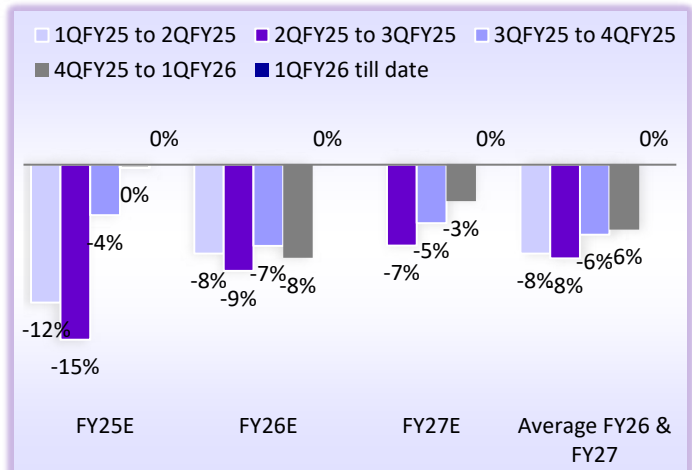
Source: MOFSL estimates

**PAT revision trend MOFSL Univ (Mid Cap)**



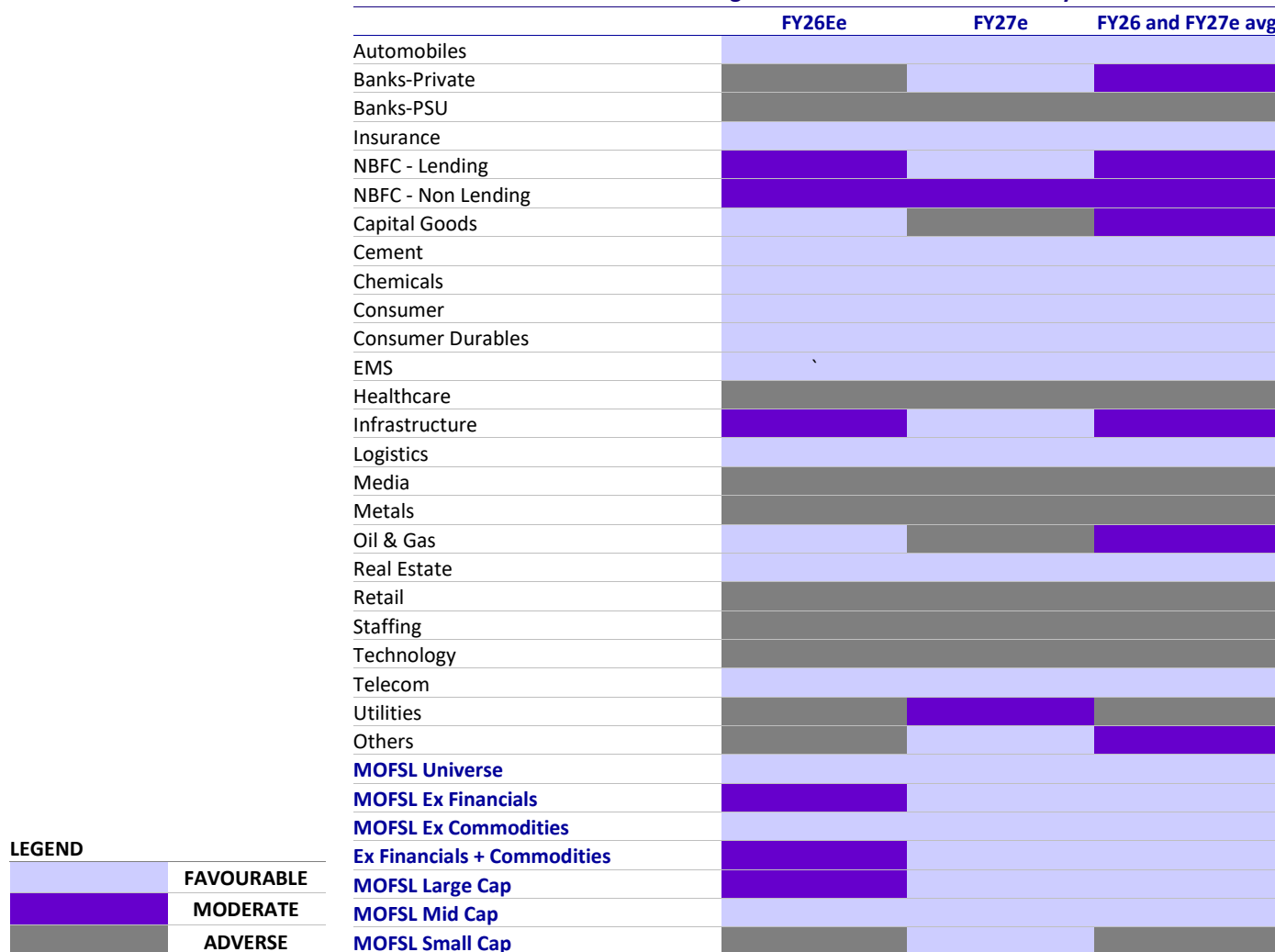
Source: MOFSL estimates

**PAT revision trend MOFSL Univ (Small Cap)**




Source: MOFSL estimates

**Exhibit 2: Sector-wise trend in earnings revision direction and intensity**




Note: PAT revision is taken from the end of one earnings season to the end of following earnings season so as to depict greater recency effect of the concluded earnings season; The earnings revision between 2 quarters is for like for like stocks, depending on whether a particular stock was under MOFSL coverage for both the quarters

**Exhibit 3: More front-ended cuts for FY26**



Source: MOFSL; Note: PAT estimates change is calculated LFL i.e. stocks which were under MOFSL coverage in both the quarters

Exhibit 4: More front-ended cuts for FY27



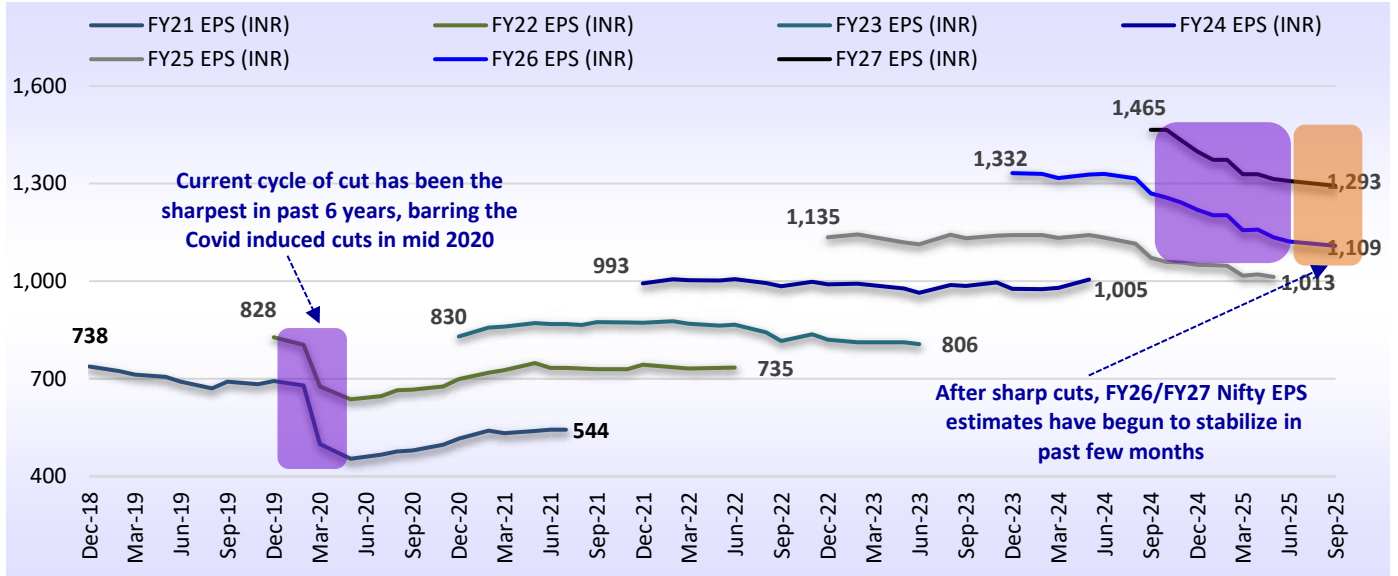
Source: MOFSL; Note: PAT estimates change is calculated LFL i.e. stocks which were under MOFSL coverage in both the quarters

Exhibit 5: Sector-wise trends in earnings revision direction and intensity

Sectors	FY26E					FY27E			
	1QFY25 to 2QFY25	2QFY25 to 3QFY25	3QFY25 to 4QFY25	4QFY25 to 1QFY26	1QFY26 till date	2QFY25 to 3QFY25	3QFY25 to 4QFY25	4QFY25 to 1QFY26	1QFY26 till date
Automobiles	-8	-4	-6	-3	0	-8	-5	-1	0
Banks-Private	-3	-6	-1	-4	0	-6	0	-1	0
Banks-PSU	-4	-1	-2	-3	0	-2	-2	1	-2
Insurance	-6	2	2	0	0	3	-2	0	0
NBFC - Lending	-6	0	-4	-1	0	-2	-3	-1	0
NBFC - Non Lending	4	-2	-5	1	0	-1	-6	1	0
Capital Goods	0	-5	-2	0	0	-6	1	-4	0
Cement	-13	-9	0	5	0	-6	-1	2	0
Chemicals	-4	-6	-4	0	0	-4	-3	-1	0
Consumer	-5	-4	-2	-3	0	-4	-2	-2	1
Consumer Durables	-5	-7	3	-1	0	-9	2	-2	0
EMS	6	-6	-3	2	1	-2	-3	7	1
Healthcare	-1	-2	-3	-3	0	-2	-3	-2	0
Infrastructure	-4	3	-11	-3	0	3	-7	3	0
Logistics	-3	-4	4	-2	0	-4	1	-1	0
Media	1	-14	-2	-4	0	-16	-3	-6	0
Metals	-4	-4	-7	-4	-2	-3	-3	-3	-3
Oil & Gas	-16	0	-9	-2	0	-3	-6	-8	0
Real Estate	5	0	3	3	0	10	4	3	0
Retail	-14	-4	-5	-6	0	-6	-6	-6	0
Staffing	-6	-5	-22	-3	0	-5	-23	-3	0
Technology	1	-2	-5	1	0	-2	-6	1	0
Telecom	-22	-57	-2	89	0	-26	2	28	0
Utilities		-1	-2	-2	0	-1	-2	2	0
Others	6	-4	-11	2	0	-10	-7	-2	4
Ex Commodities	-6	-3	-4	-2	0	-4	-3	-1	0
Ex Commodities	-4	-4	-3	-1	0	-4	-2	0	0
Ex Financials	-7	-3	-5	-1	0	-4	-4	-2	0
Ex Commods + BFSI	-3	-4	-4	0	0	-5	-3	0	0
Large Cap	-6	-3	-4	-2	0	-4	-3	-2	-1
Mid Cap	-6	-6	-4	4	0	-5	-4	2	0
Small Cap	-8	-9	-7	-8	0	-7	-5	-3	0

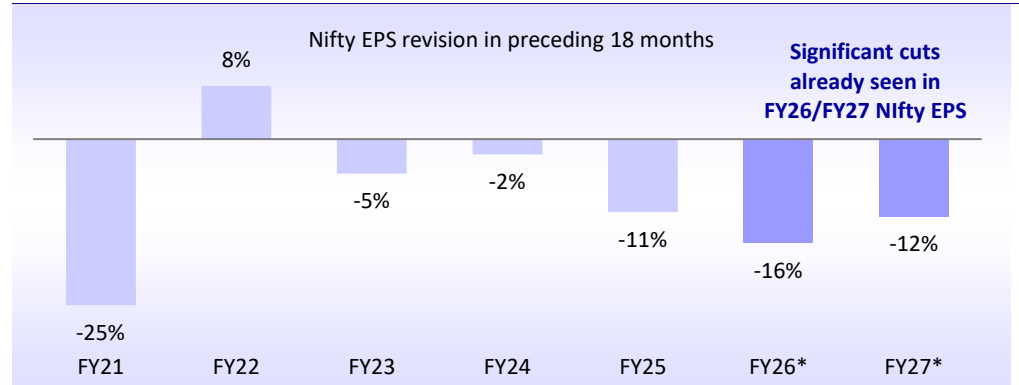
Source: MOFSL; Note: PAT revision is taken from the end of one earnings season to the end of following earnings season so as to depict greater recency effect of the concluded earnings season; The earnings revision between 2 quarters is for like for like stocks, depending on whether a particular stock was under MOFSL coverage for both the quarter

**Exhibit 6: Nifty EPS estimates for FY26/FY27 have seen the steepest cuts in past 6 years, barring the Covid phase**



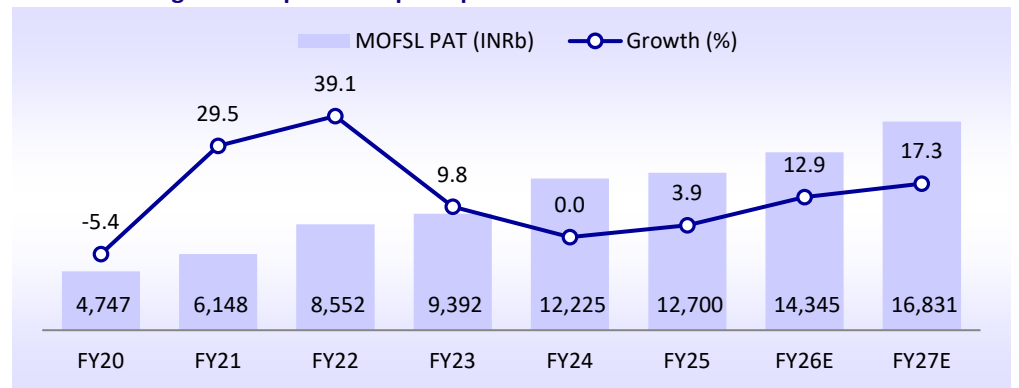
Source: MOFSL

**Exhibit 7: More front-ended cuts for FY26**



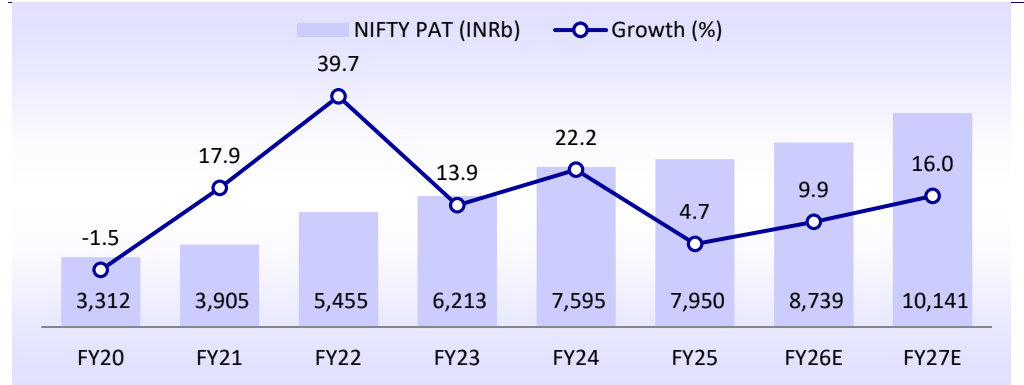
Source: MOFSL

**Exhibit 8: PAT growth expected to pick up to 13% for MOFSL universe**



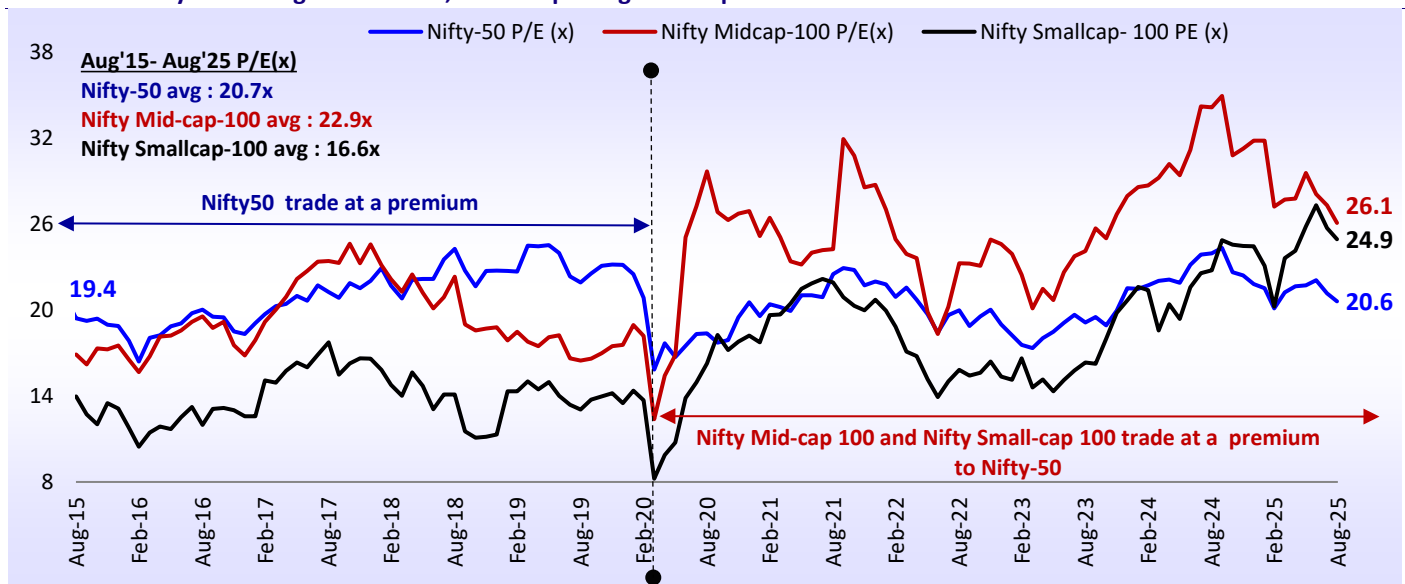
Source: MOFSL

**Exhibit 9: PAT growth expected to pick up to 10% for Nifty-50**



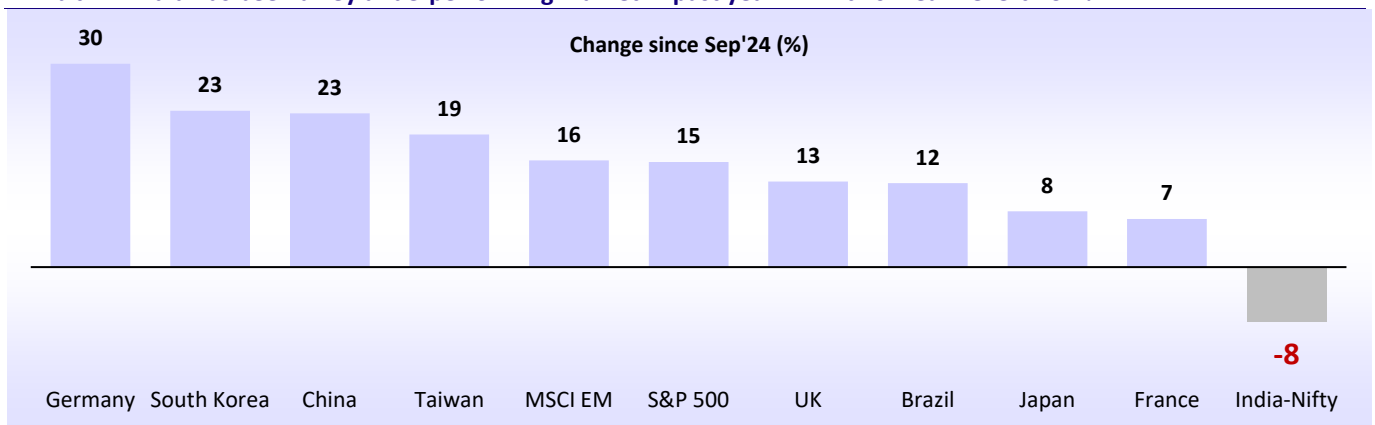
Source: MOFSL

**Exhibit 10: Nifty 50 trading close to LPA, Small Cap at significant premium**



Source: MOFSL


**Exhibit 11: India has been a key underperforming market in past year – will this mean revert now?**



Source: MOFSL

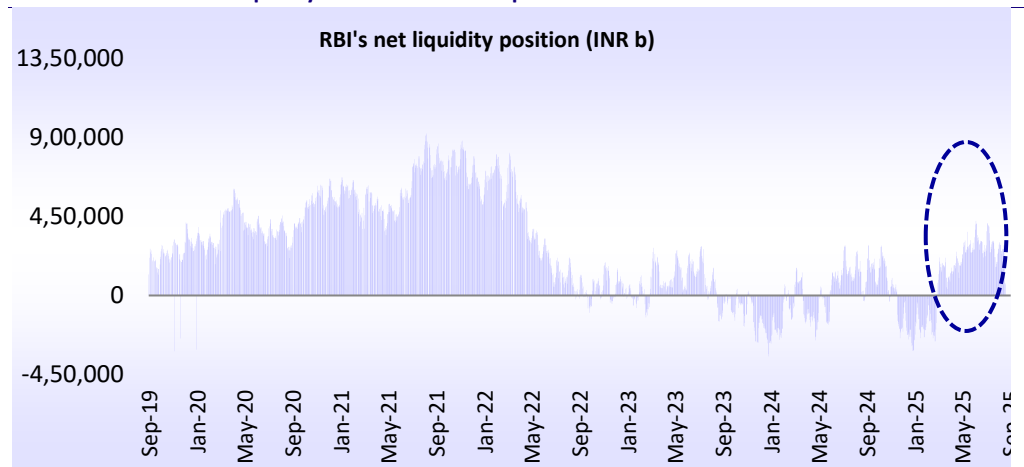


**Exhibit 12: Several large sector indices ended down YoY**



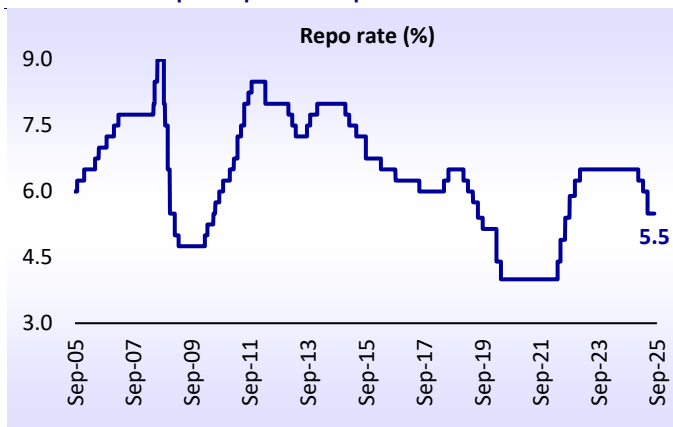
Source: MOFSL

**Exhibit 13: Domestic liquidity has turned into surplus**



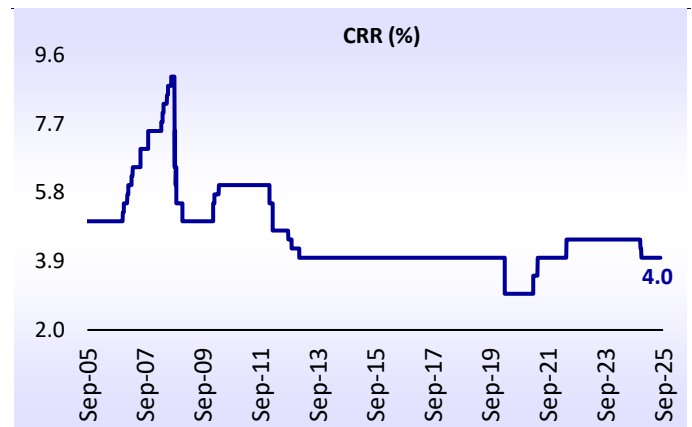
Source: MOFSL

**Exhibit 14: Sharp 100bps cut in repo rate**



Source: MOFSL estimates

**Exhibit 15: CRR to fall to 3% in next few months**



Source: MOFSL estimates; In June meeting RBI announced CRR cut of 100bps in 4 tranches. Hence CRR will come down to 3% by end of November '25

Investment in securities market are subject to market risks. Read all the related documents carefully before investing

## NOTES

Explanation of Investment Rating	
Investment Rating	Expected return (over 12-month)
BUY	>=15%
SELL	< - 10%
NEUTRAL	< - 10 % to 15%
UNDER REVIEW	Rating may undergo a change
NOT RATED	We have forward looking estimates for the stock but we refrain from assigning recommendation

\*In case the recommendation given by the Research Analyst is inconsistent with the investment rating legend for a continuous period of 30 days, the Research Analyst shall be within following 30 days take appropriate measures to make the recommendation consistent with the investment rating legend.

#### Disclosures

The following Disclosures are being made in compliance with the SEBI Research Analyst Regulations 2014 (herein after referred to as the Regulations).

Motilal Oswal Financial Services Ltd. (MOFSL) is a SEBI Registered Research Analyst having registration no. INH000000412. MOFSL, the Research Entity (RE) as defined in the Regulations, is engaged in the business of providing Stock broking services, Depository participant services & distribution of various financial products. MOFSL is a listed public company, the details in respect of which are available on [www.motilaloswal.com](http://www.motilaloswal.com). MOFSL (erstwhile Motilal Oswal Securities Limited - MOSL) is registered with the Securities & Exchange Board of India (SEBI) and is a registered Trading Member with National Stock Exchange of India Ltd. (NSE) and Bombay Stock Exchange Limited (BSE), Multi Commodity Exchange of India Limited (MCX) and National Commodity & Derivatives Exchange Limited (NCDEX) for its stock broking activities & is Depository participant with Central Depository Services Limited (CDSL) National Securities Depository Limited (NSDL), NERL, COMRIS and CCRL and is member of Association of Mutual Funds of India (AMFI) for distribution of financial products and Insurance Regulatory & Development Authority of India (IRDA) as Corporate Agent for insurance products. Details of associate entities of Motilal Oswal Financial Services Limited are available on the website at <http://online.reports.motilaloswal.com/Dormant/documents/List%20of%20Associate%20companies.pdf>

MOFSL and its associate company(ies), their directors and Research Analyst and their relatives may; (a) from time to time, have a long or short position in, act as principal in, and buy or sell the securities or derivatives thereof of companies mentioned herein. (b) be engaged in any other transaction involving such securities and earn brokerage or other compensation or act as a market maker in the financial instruments of the company(ies) discussed herein or act as an advisor or lender/borrower to such company(ies) or may have any other potential conflict of interests with respect to any recommendation and other related information and opinions; however the same shall have no bearing whatsoever on the specific recommendations made by the analyst(s), as the recommendations made by the analyst(s) are completely independent of the views of the associates of MOFSL even though there might exist an inherent conflict of interest in some of the stocks mentioned in the research report.

MOFSL and / or its affiliates do and seek to do business including investment banking with companies covered in its research reports. As a result, the recipients of this report should be aware that MOFSL may have a potential conflict of interest that may affect the objectivity of this report. Compensation of Research Analysts is not based on any specific merchant banking, investment banking or brokerage service transactions. Details of pending Enquiry Proceedings of Motilal Oswal Financial Services Limited are available on the website at <https://galaxy.motilaloswal.com/ResearchAnalyst/PublishViewLitigation.aspx>

A graph of daily closing prices of securities is available at [www.nseindia.com](http://www.nseindia.com), [www.bseindia.com](http://www.bseindia.com). Research Analyst views on Subject Company may vary based on Fundamental research and Technical Research. Proprietary trading desk of MOFSL or its associates maintains arm's length distance with Research Team as all the activities are segregated from MOFSL research activity and therefore it can have an independent view with regards to Subject Company for which Research Team have expressed their views.

#### Regional Disclosures (outside India)

This report is not directed or intended for distribution to or use by any person or entity resident in a state, country or any jurisdiction, where such distribution, publication, availability or use would be contrary to law, regulation or which would subject MOFSL & its group companies to registration or licensing requirements within such jurisdictions.

#### For Hong Kong:

This report is distributed in Hong Kong by Motilal Oswal capital Markets (Hong Kong) Private Limited, a licensed corporation (CE AYY-301) licensed and regulated by the Hong Kong Securities and Futures Commission (SFC) pursuant to the Securities and Futures Ordinance (Chapter 571 of the Laws of Hong Kong) "SFO". As per SEBI (Research Analyst Regulations) 2014 Motilal Oswal Securities (SEBI Reg. No. INH000000412) has an agreement with Motilal Oswal capital Markets (Hong Kong) Private Limited for distribution of research report in Hong Kong. This report is intended for distribution only to "Professional Investors" as defined in Part I of Schedule 1 to SFO. Any investment or investment activity to which this document relates is only available to professional investor and will be engaged only with professional investors." Nothing here is an offer or solicitation of these securities, products and services in any jurisdiction where their offer or sale is not qualified or exempt from registration. The Indian Analyst(s) who compile this report is/are not located in Hong Kong & are not conducting Research Analysis in Hong Kong.

#### For U.S.

Motilal Oswal Financial Services Limited (MOFSL) is not a registered broker - dealer under the U.S. Securities Exchange Act of 1934, as amended (the "1934 act") and under applicable state laws in the United States. In addition MOFSL is not a registered investment adviser under the U.S. Investment Advisers Act of 1940, as amended (the "Advisers Act" and together with the 1934 Act, the "Acts"), and under applicable state laws in the United States. Accordingly, in the absence of specific exemption under the Acts, any brokerage and investment services provided by MOFSL, including the products and services described herein are not available to or intended for U.S. persons. This report is intended for distribution only to "Major Institutional Investors" as defined by Rule 15a-6(b)(4) of the Exchange Act and interpretations thereof by SEC (henceforth referred to as "major institutional investors"). This document must not be acted on or relied on by persons who are not major institutional investors. Any investment or investment activity to which this document relates is only available to major institutional investors and will be engaged in only with major institutional investors. In reliance on the exemption from registration provided by Rule 15a-6 of the U.S. Securities Exchange Act of 1934, as amended (the "Exchange Act") and interpretations thereof by the U.S. Securities and Exchange Commission ("SEC") in order to conduct business with Institutional Investors based in the U.S., MOFSL has entered into a chaperoning agreement with a U.S. registered broker-dealer, Motilal Oswal Securities International Private Limited. ("MOSIPL"). Any business interaction pursuant to this report will have to be executed within the provisions of this chaperoning agreement.

The Research Analysts contributing to the report may not be registered /qualified as research analyst with FINRA. Such research analyst may not be associated persons of the U.S. registered broker-dealer, MOSIPL, and therefore, may not be subject to NASD rule 2711 and NYSE Rule 472 restrictions on communication with a subject company, public appearances and trading securities held by a research analyst account.

#### For Singapore

In Singapore, this report is being distributed by Motilal Oswal Capital Markets (Singapore) Pte. Ltd. ("MOCMSPL") (UEN 201129401Z), which is a holder of a capital markets services license and an exempt financial adviser in Singapore. This report is distributed solely to persons who (a) qualify as "institutional investors" as defined in section 4A(1)(c) of the Securities and Futures Act of Singapore ("SFA") or (b) are considered "accredited investors" as defined in section 2(1) of the Financial Advisers Regulations of Singapore read with section 4A(1)(a) of the SFA. Accordingly, if a recipient is neither an "institutional investor" nor an "accredited investor", they must immediately discontinue any use of this Report and inform MOCMSPL.

In respect of any matter arising from or in connection with the research you could contact the following representatives of MOCMSPL. In case of grievances for any of the services rendered by MOCMSPL write to [grievances@motilaloswal.com](mailto:grievances@motilaloswal.com).

Nainesh Rajani

Email: [nainesh.rajani@motilaloswal.com](mailto:nainesh.rajani@motilaloswal.com)

Contact: (+65) 8328 0276

#### Specific Disclosures

- Research Analyst and/or his/her relatives do not have a financial interest in the subject company(ies), as they do not have equity holdings in the subject company(ies).  
MOFSL has financial interest in the subject company(ies) at the end of the week immediately preceding the date of publication of the Research Report: Yes.  
Nature of Financial interest is holding equity shares or derivatives of the subject company
- Research Analyst and/or his/her relatives do not have actual/beneficial ownership of 1% or more securities in the subject company(ies) at the end of the month immediately preceding the date of publication of Research Report.  
MOFSL has actual/beneficial ownership of 1% or more securities of the subject company(ies) at the end of the month immediately preceding the date of publication of Research Report: No
- Research Analyst and/or his/her relatives have not received compensation/other benefits from the subject company(ies) in the past 12 months.  
MOFSL may have received compensation from the subject company(ies) in the past 12 months.
- Research Analyst and/or his/her relatives do not have material conflict of interest in the subject company at the time of publication of research report.  
MOFSL does not have material conflict of interest in the subject company at the time of publication of research report.
- Research Analyst has not served as an officer, director or employee of subject company(ies).
- MOFSL has not acted as a manager or co-manager of public offering of securities of the subject company in past 12 months.

7. MOFSL has not received compensation for investment banking /merchant banking/brokerage services from the subject company(ies) in the past 12 months.
8. MOFSL may have received any compensation for products or services other than investment banking or merchant banking or brokerage services from the subject company(ies) in the past 12 months.
9. MOFSL may have received compensation or other benefits from the subject company(ies) or third party in connection with the research report.
10. MOFSL has not engaged in market making activity for the subject company.

The associates of MOFSL may have:

- financial interest in the subject company
- actual/beneficial ownership of 1% or more securities in the subject company at the end of the month immediately preceding the date of publication of the Research Report or date of the public appearance.
- received compensation/other benefits from the subject company in the past 12 months
- any other potential conflict of interests with respect to any recommendation and other related information and opinions.; however the same shall have no bearing whatsoever on the specific recommendations made by the analyst(s), as the recommendations made by the analyst(s) are completely independent of the views of the associates of MOFSL even though there might exist an inherent conflict of interest in some of the stocks mentioned in the research report.
- acted as a manager or co-manager of public offering of securities of the subject company in past 12 months
- be engaged in any other transaction involving such securities and earn brokerage or other compensation or act as a market maker in the financial instruments of the company(ies) discussed herein or act as an advisor or lender/borrower to such company(ies)
- received compensation from the subject company in the past 12 months for investment banking / merchant banking / brokerage services or from other than said services.
- Served subject company as its clients during twelve months preceding the date of distribution of the research report.

The associates of MOFSL has not received any compensation or other benefits from third party in connection with the research report

Above disclosures include beneficial holdings lying in demat account of MOFSL which are opened for proprietary investments only. While calculating beneficial holdings, It does not consider demat accounts which are opened in name of MOFSL for other purposes (i.e holding client securities, collaterals, error trades etc.). MOFSL also earns DP income from clients which are not considered in above disclosures.

#### Analyst Certification

The views expressed in this research report accurately reflect the personal views of the analyst(s) about the subject securities or issues, and no part of the compensation of the research analyst(s) was, is, or will be directly or indirectly related to the specific recommendations and views expressed by research analyst(s) in this report.

#### Terms & Conditions:

This report has been prepared by MOFSL and is meant for sole use by the recipient and not for circulation. The report and information contained herein is strictly confidential and may not be altered in any way, transmitted to, copied or distributed, in part or in whole, to any other person or to the media or reproduced in any form, without prior written consent of MOFSL. The report is based on the facts, figures and information that are considered true, correct, reliable and accurate. The intent of this report is not recommendatory in nature. The information is obtained from publicly available media or other sources believed to be reliable. Such information has not been independently verified and no guaranty, representation of warranty, express or implied, is made as to its accuracy, completeness or correctness. All such information and opinions are subject to change without notice. The report is prepared solely for informational purpose and does not constitute an offer document or solicitation of offer to buy or sell or subscribe for securities or other financial instruments for the clients. Though disseminated to all the customers simultaneously, not all customers may receive this report at the same time. MOFSL will not treat recipients as customers by virtue of their receiving this report.

#### Disclaimer:

The report and information contained herein is strictly confidential and meant solely for the selected recipient and may not be altered in any way, transmitted to, copied or distributed, in part or in whole, to any other person or to the media or reproduced in any form, without prior written consent. This report and information herein is solely for informational purpose and may not be used or considered as an offer document or solicitation of offer to buy or sell or subscribe for securities or other financial instruments. Nothing in this report constitutes investment, legal, accounting and tax advice or a representation that any investment or strategy is suitable or appropriate to your specific circumstances. The securities discussed and opinions expressed in this report may not be suitable for all investors, who must make their own investment decisions, based on their own investment objectives, financial positions and needs of specific recipient. This may not be taken in substitution for the exercise of independent judgment by any recipient. Each recipient of this document should make such investigations as it deems necessary to arrive at an independent evaluation of an investment in the securities of companies referred to in this document (including the merits and risks involved), and should consult its own advisors to determine the merits and risks of such an investment. The investment discussed or views expressed may not be suitable for all investors. Certain transactions -including those involving futures, options, another derivative products as well as non-investment grade securities - involve substantial risk and are not suitable for all investors. No representation or warranty, express or implied, is made as to the accuracy, completeness or fairness of the information and opinions contained in this document. The Disclosures of Interest Statement incorporated in this document is provided solely to enhance the transparency and should not be treated as endorsement of the views expressed in the report. This information is subject to change without any prior notice. The Company reserves the right to make modifications and alterations to this statement as may be required from time to time without any prior approval. MOFSL, its associates, their directors and the employees may from time to time, effect or have effected an own account transaction in, or deal as principal or agent in or for the securities mentioned in this document. They may perform or seek to perform investment banking or other services for, or solicit investment banking or other business from, any company referred to in this report. Each of these entities functions as a separate, distinct and independent of each other. The recipient should take this into account before interpreting the document. This report has been prepared on the basis of information that is already available in publicly accessible media or developed through analysis of MOFSL. The views expressed are those of the analyst, and the Company may or may not subscribe to all the views expressed therein. This document is being supplied to you solely for your information and may not be reproduced, redistributed or passed on, directly or indirectly, to any other person or published, copied, in whole or in part, for any purpose. This report is not directed or intended for distribution to, or use by, any person or entity who is a citizen or resident of or located in any locality, state, country or other jurisdiction, where such distribution, publication, availability or use would be contrary to law, regulation or which would subject MOFSL to any registration or licensing requirement within such jurisdiction. The securities described herein may or may not be eligible for sale in all jurisdictions or to certain category of investors. Persons in whose possession this document may come are required to inform themselves of and to observe such restriction. Neither the Firm, not its directors, employees, agents or representatives shall be liable for any damages whether direct or indirect, incidental, special or consequential including lost revenue or lost profits that may arise from or in connection with the use of the information. The person accessing this information specifically agrees to exempt MOFSL or any of its affiliates or employees from, any and all responsibility/liability arising from such misuse and agrees not to hold MOFSL or any of its affiliates or employees responsible for any such misuse and further agrees to hold MOFSL or any of its affiliates or employees free and harmless from all losses, costs, damages, expenses that may be suffered by the person accessing this information due to any errors and delays.

This report is meant for the clients of Motilal Oswal only.

Investment in securities market are subject to market risks. Read all the related documents carefully before investing.

Registration granted by SEBI and certification from NISM in no way guarantee performance of the intermediary or provide any assurance of returns to investors.

Registered Office Address: Motilal Oswal Tower, Rahimtullah Sayani Road, Opposite Parel ST Depot, Prabhadevi, Mumbai-400025; Tel No.: 022 - 71934200 / 71934263;

www.motilaloswal.com. Correspondence Address: Palm Spring Centre, 2nd Floor, Palm Court Complex, New Link Road, Malad (West), Mumbai- 400 064. Tel No: 022 71881000. Details of

Compliance Officer: Neeraj Agarwal, Email Id: na@motilaloswal.com, Contact No.:022-40548085.

Grievance Redressal Cell:

Contact Person	Contact No.	Email ID
Ms. Hemangi Date	022 40548000 / 022 67490600	query@motilaloswal.com
Ms. Kumud Upadhyay	022 40548082	servicehead@motilaloswal.com
Mr. Ajay Menon	022 40548083	am@motilaloswal.com

Registration details of group entities.: Motilal Oswal Financial Services Ltd. (MOFSL): INZ000158836 (BSE/NSE/MCX/NCDEX); CDSL and NSDL: IN-DP-16-2015; Research Analyst: INH000000412. AMFI: ARN : 146822. IRDA Corporate Agent – CA0579. Motilal Oswal Financial Services Ltd. is a distributor of Mutual Funds, PMS, Fixed Deposit, Insurance, Bond, NCDs and IPO products.

Customer having any query/feedback/ clarification may write to query@motilaloswal.com. In case of grievances for any of the services rendered by Motilal Oswal Financial Services Limited (MOFSL) write to grievances@motilaloswal.com, for DP to dpgrievances@motilaloswal.com.