

MOST Quantitative Outlook Monthly

Support Holds, Resistance Tests : Tug of war to continue

Nifty index remained volatile throughout August as selling pressure was visible from 25000 zones while strong support-based buying emerged near 24350 levels. The index broadly traded within a range of 700 points between 24350 to 25000 witnessing sharp swings on both sides during the month. On the sectoral front, continuous buying interest was observed in Auto and Auto Ancillaries, new age companies and selective Consumption stocks while Pharma, PSE, Energy, Metals, Banks, Infra and Defense sectors showed notable weakness.

Technically, Nifty formed a bearish candle with a longer upper shadow on the monthly chart, highlighting sustained pressure at higher levels. The repeated defense of 24442 support zone indicated demand is emerging at lower levels, keeping the overall undertone positive with bouts of volatility. For September series, positional supports are seen at 24350 and then 24000 zones, while a decisive hold above 25000 could open the gates for the next leg of the rally towards 25350 and 25500 levels.

Index	
Nifty	24,715
Sensex	80,568

Outlook

Nifty is likely to witness positive to volatile swings in September with a positional support at 24350 and then 24000 zones and a hold above 25000 will drive the next leg of rally towards 25350 and 25500 zones.

Support : 24350/24000

Resistance : 25350/25500





Derivatives Sector Setup

Sector	Expiry Close	Change (%)	Outlook	Potential
Auto	25183	6.1%	Positive	Eicher Motors, TVS Motors, Hero Moto
FMCG	55612	-0.4%	Positive	Marico, HUL, Dabur
Metals	9210	-0.8%	Positive	Hindalco, NMDC, JSW Steel
Infra	8904	-1.8%	Positive	Larsen, Grasim, Siemens
Pharma	21808	-4.4%	Positive	Lauras Labs, Cipla, Granules
IT	35488	0.5%	Neutral	Mphasis, Infosys, TCS
Realty	882	-3.4%	Neutral	DLF, Oberoi Realty, Godrej Prop
Finance	25640	-3.9%	Neutral	Bajaj Finance, Bajaj Finserv, PFC
Banks	53768	-4.1%	Neutral	Hdfc Bank, ICICI Bank, SBI
Energy	33682	-4.3%	Neutral	Reliance Ind, NTPC, Tata Power

4-Sep-25

Bank Nifty

Bank Nifty clearly underperformed the broader market as intense selling pressure was seen throughout August. Every bounce attempt by the bulls was sold into, as the index struggled to sustain above 56000 marks and witnessed profit booking of more than 2200 points. Once it breached the key support of 55555, the pace of selling intensified, dragging the index sharply lower towards 53600 zones. On the monthly scale, Bank Nifty has formed a lower top pattern, indicating that the dominance of sellers may continue going forward. Price action suggests that a sustained hold below 54000 zones could open further downside towards 53000 and then 52500 zones, while on the upside, resistances are placed at 55000 and then 56000 zones.



Nifty Consumer Durables Index

Nifty Consumer Durables Index has broken out of a consolidation zone and is respecting its 50 DEMA with slight dips being bought into. The MACD indicator is rising which confirms the bullish momentum. Thus, looking at overall chart setup we are expecting the sector to head towards 41500 and 42200 zones while on the downside support is seen at 38250 and 37500 levels.

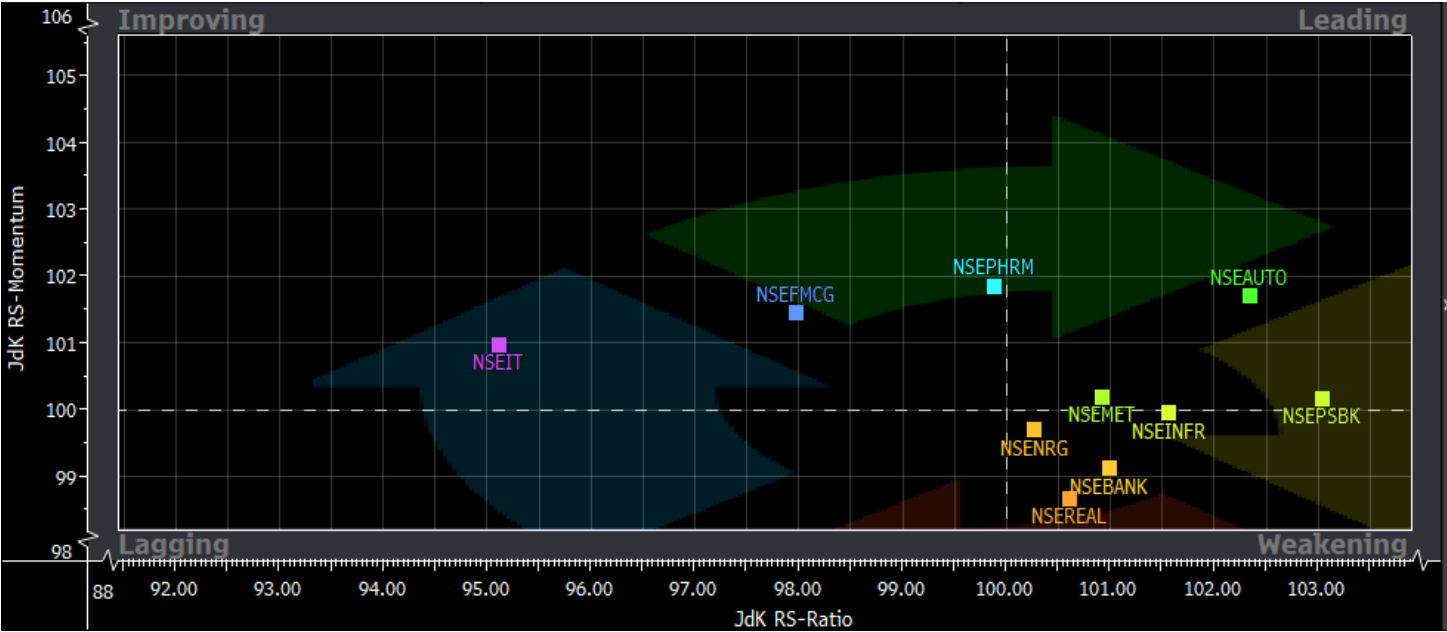


Relative Rotation Graphs (RRG):

4-Sep-25

Relative rotation graphs chart shows the relative strength and momentum for group of Stocks/Indices. It allows us to compare a security against the benchmark to see if it is outperforming or underperforming the benchmark. It is derived on relative strength in which value of a sector is divided by the value of index mainly a benchmark which allows us to compare the performance of the sector. Relative Strength Ratio is normalized to oscillate around 100 (plotted on X axis) i.e Jdk RS- Ratio along with this it provides the speed and direction of the Relative strength ratio (plotted on Y axis) i.e Jdk RS- momentum. The scatter plot is divided into four quadrants i.e Leading, Weakening quadrant, Lagging and Improving quadrant.

The analysis of sectorial RRG shows that Nifty Auto and Metal are in the leading quadrant which indicates strength going ahead. Nifty Bank, Infra, Energy and Realty are in weakening quadrant which suggests momentum is likely to decline. Nifty IT, FMCG and Pharma are under improving quadrant which suggests strength is still low but momentum will start improving.



4-Sep-25

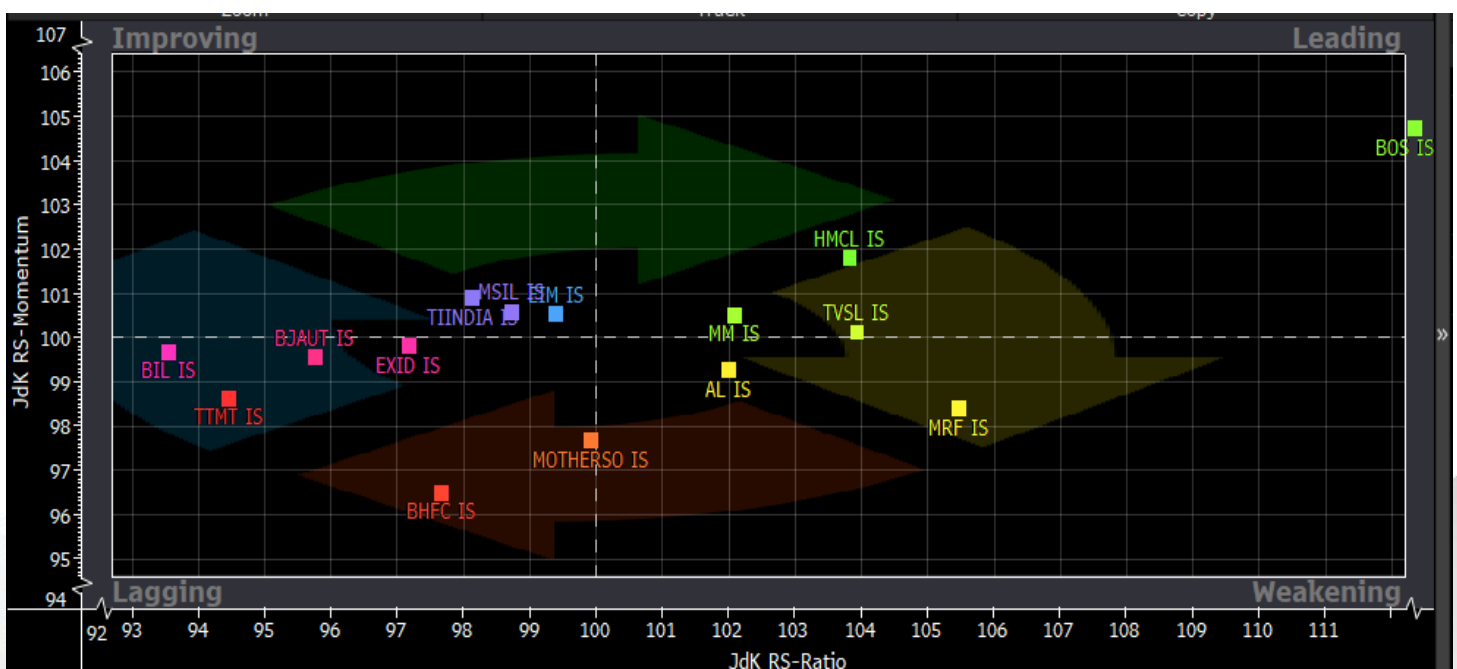
Nifty Auto Index

Nifty Auto Index has formed a bullish “Pole & Flag” pattern on the daily chart suggesting a continuation of the uptrend. It is respecting its 20 WEMA support zones with slight dips being bought into. The ADX line is rising which suggests the uptrend has strength. Thus, looking at overall chart setup we are expecting the sector to head towards 26800 and 27400 zones while on the downside support is at 24800 and 24300 levels.



RRG For Nifty Auto

The analysis of RRG for Auto Index shows that M&M, Hero Motoco, TVS Motors and Bosch are in the leading quadrant which indicates strength going ahead. MRF and Ashokley are under weakening quadrant which suggests momentum is likely to decline. Samvardhana Motherson, Bharat Forge, Balkrishna, Bajaj-Auto, Exide and Tata motors are inside the lagging quadrant which shows strength and momentum both are missing. Maruti, Eicher, and Tube Investment are under improving quadrant which suggests strength is still low but momentum will start improving.



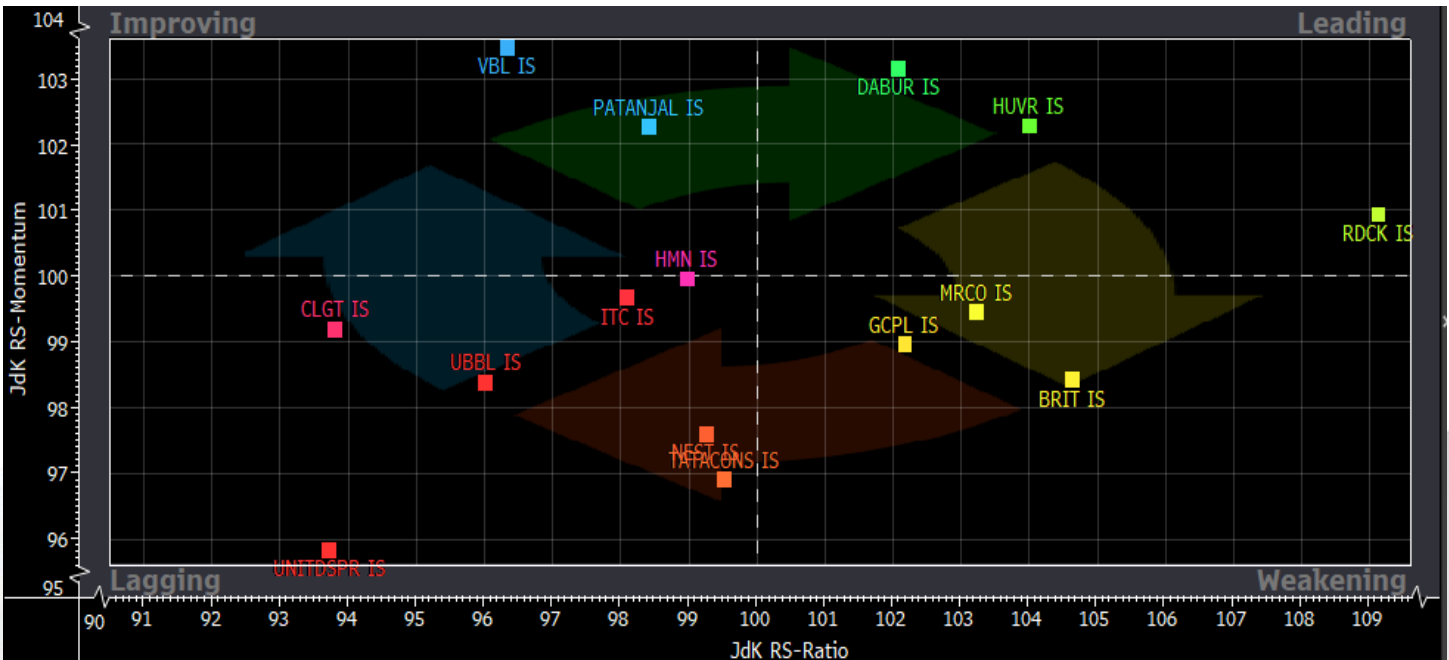
Nifty FMCG Index

Nifty FMCG Index has consolidated in a range in the last seven months and has formed a ‘Symmetrical Triangle’ pattern. The index is on the verge of breakout from this consolidation which could lead to a directional up move in the short term. It has given a “Golden Crossover” on the daily chart suggesting an uptrend. The RSI momentum indicator is rising to support the positive momentum. Thus, looking at overall chart setup we are expecting the sector to head towards 59600 and 60750 zones while on the downside support is at 55000 and 54000 levels.



RRG For Nifty FMCG

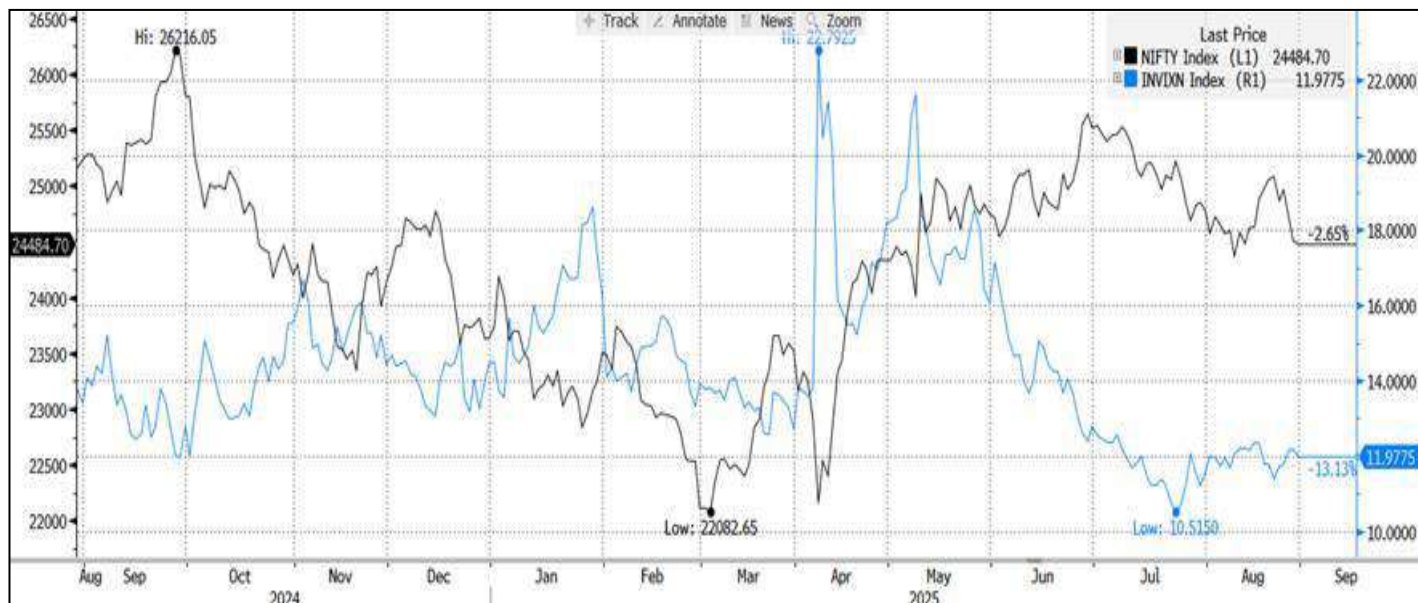
The analysis of RRG for FMCG Index shows that Dabur, Hindustan Unilever, and Radico Khaitan, are in the leading quadrant which indicates strength going ahead. Marico, Britannia, and Godrej consumer are under weakening quadrant which suggests momentum is likely to decline. ITC, United spirits, UBL, Nestle, Tata Consumer and Colpal are inside the lagging quadrant which shows strength and momentum both are missing. Patanjali, and VBL are under improving quadrant which suggests strength is still low but momentum will start improving.



4-Sep-25

India VIX

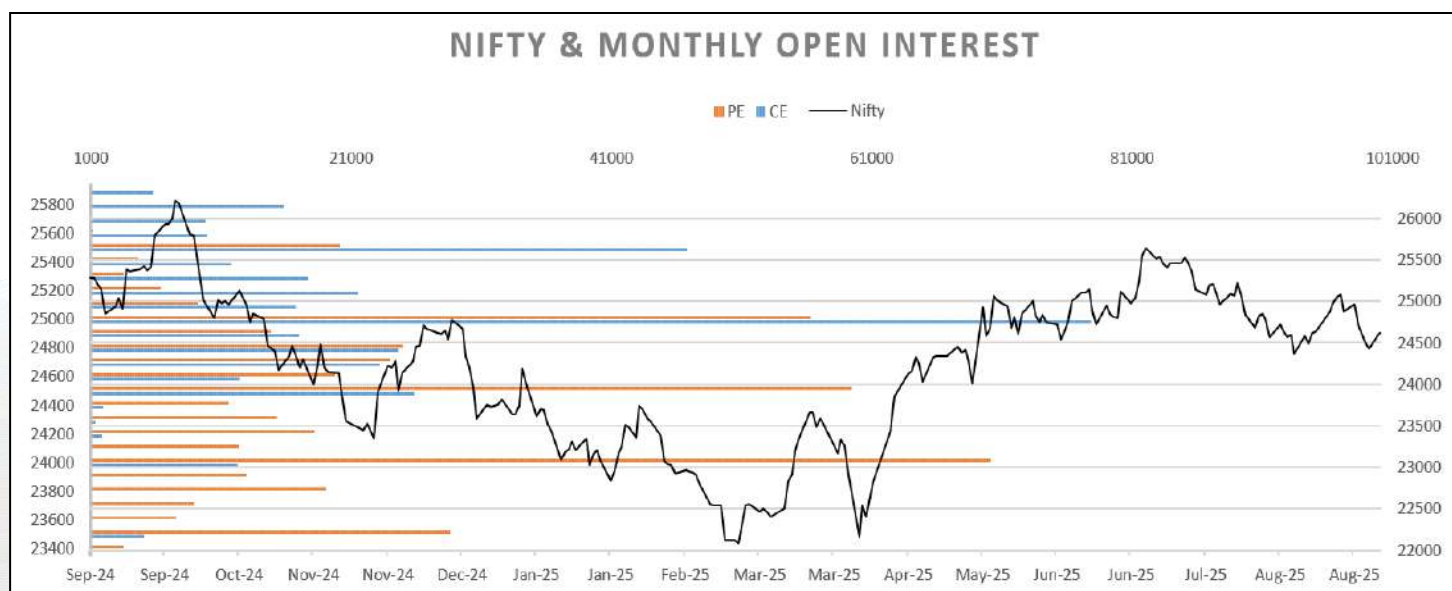
India VIX increased by 5.17% from 11.54 to 12.17 levels in the August series. Volatility was muted and oscillated within a smaller band in the entire series.



Nifty OI V/S Price

Rollover of Nifty stood at 83.6%, which is higher from its previous month and quarterly average. August series witnessed an increase in open interest by 2.8% with a decline in price by 1.1% on an expiry-to-expiry basis which indicates some short built up in the index. Rollover in Bank Nifty stood at 80.9%, which is in line with its quarterly average of 78.2%. Short built up was seen as open interest increased by 49.1% and price was down by 3.8% on an expiry-to-expiry basis. Nifty begins the September series with open interest of 16.91 mn shares as compared to 16.45 mn shares at the start of the August series. Open interest activity in Nifty has increased with declining price suggesting short positions have built as profit booking was seen.

Nifty index started the August series with profit booking and weakness in the initial days but bounced back strongly from 24350 zones. Nifty recovered by 800 points from 24350 to 25150 zones in the second part of the series but again witnessed selling pressure at higher levels and closed the series at 24500 zones. Technically, Nifty formed a bearish candle with long higher shadow on monthly chart indicating weakness and sustained selling pressure at higher levels. Put Call Ratio based on Open Interest of Nifty started the series near 0.75 and oscillated in between 0.66 to 1.28 levels to finally end the series at 0.71. On option front, Maximum Call OI is at 25000 then 26000 strike while Maximum Put OI is at 24000 then 24500 strike. Call writing is seen at 24700 then 25500 strike while Put writing is seen at 24500 then 24000 strike. Option data suggests a broader trading range in between 23800 to 25500 zones while an immediate range between 24000 to 25000 levels.



Monthly Ideas

(2-3 Months Horizon)
Stop Loss on daily closing basis

APOLLOTYRE

MTF Stock

BUY

- Stock has broken out of its falling supply trendline with a strong bodied bullish candle on the daily chart.
- It is on the verge of giving a “Golden Crossover” which will confirm the uptrend.
- The RSI momentum indicator is rising to confirm the positive sentiment.
- Looking at the overall price structure, we are expecting the stock to inch higher towards 535 zones.
- Hence, we advise traders to buy the stock with a stop-loss of 450.

CMP : 485 Buy Range : 475 - 495 SL: 450 TRGT : 535



VOLTAS

MTF Stock

BUY

- Stock has broken out of a bullish “Pole & Flag” pattern which suggests a continuation of the uptrend.
- It has surpassed above its 200 DEMA to confirm the price action.
- The MACD indicator has given a positive crossover which confirms upwards momentum.
- Looking at the overall price action, we are expecting the stock to inch higher towards 1570 zones.
- Hence, we advise traders to buy the stock with a stop-loss of 1365.

CMP : 1430 Buy Range : 1415 - 1445 SL : 1365 TRGT: 1570



Previous Calls

Date	Reco	Stocks	Reco Price	SL	TGT	Closed Price	% Return
Aug-25	Buy	HEROMOTOCO	4,537	4,200	5,225	5,139	13.3%
Aug-25	Buy	GRASIM	2,797	2,665	3,075	2,880	3.0%
Jul-25	Buy	ULTRACEMCO	12,195	11,700	13,200	12,600	3.3%
Jul-25	Buy	SBI	820	790	880	836	2.0%
Jun-25	Buy	SBICARD	923	882	1,000	1,000	8.3%
Jun-25	Buy	PAYTM	924	850	1,030	978	5.8%

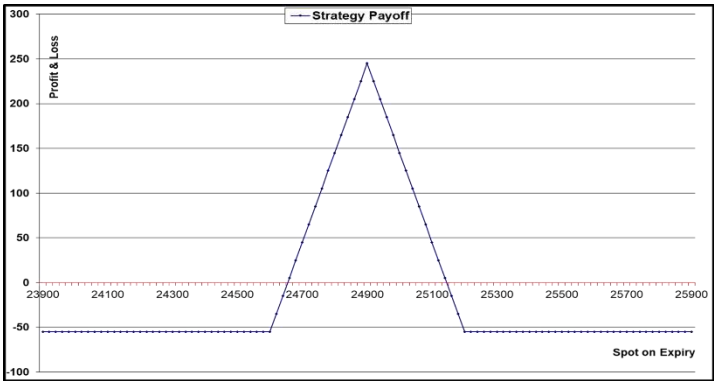
NIFTY

BULL CALL BUTTERFLY:
September Series

- Nifty index has witnessed volatile moves over the past month but is holding well above its key support zones, with bulls managing to defend lower levels.
- On the weekly scale, the index is trading in a range of 24350 to 25000 for the past few weeks and is likely to continue within this band.
- Maximum Call Open Interest is concentrated at the 25000 and 24500 strikes, while Put Open Interest is visible at the 24000 and 24500 strikes.
- Considering this setup, a Bull Call Butterfly Spread is suggested as a suitable strategy to capture the upside within the range-bound move, especially with an expected decline in volatility going forward.

BUY 1 LOT OF 24600 CALL
SELL 1 LOT OF 24900 CALL
SELL 1 LOT OF 24900 CALL
BUY 1 LOT OF 25200 CALL

Margin Required : Rs.80,000
Net Premium Paid : 50 Points (Rs.3450)
Max Risk : 50 Points (Rs.3750)
Max Profit: 250 Points (Rs.18750)
Lot size : 75
Profit if it remains in between 24650 to 25150 zones



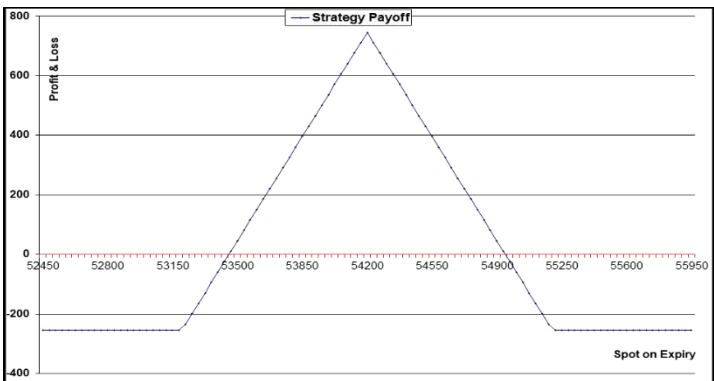
Bank Nifty

IRON BUTTERFLY:
September Series

- Bank Nifty has seen decent correction of more than 2000 points in last few sessions and gave range break down on weekly scale below 55000 zones.
- However rate sensitive Index is near to its previous all time high zones which may provide some support at lower levels.
- Maximum Put OI is intact at 53000 levels while Maximum Call OI is at 55500 strike.
- Thus suggesting Iron Butterfly Option Spread to play the benefit of time decay and Index likely to oscillate within this wider range in between 53000 to 55500 zones.

SELL 1 LOT OF 54200 CALL, SELL 1 LOT OF 54200 PUT,
BUY 1 LOT OF 55200 CALL, BUY 1 LOT OF 53200 PUT

Max inflow of 750 points
Max risk of 250 points
Margin Required : Rs.100,000
Max Risk : 250 Points (Rs.8750)
Max Profit: 750 Points (Rs.26250)
Lot size : 35
Profit if it remains in between 53450 to 54950 zones.



Previous Calls

Date	Strategy	Net Premium	Status	Profit/Loss
Aug-25	NIFTY: Bear Put Butterfly (+24600PE - 24300PE -24300PE +24000PE)	50 Points Paid	Profit of 2.5 Points	180
Jul-25	NIFTY: Bull Call Butterfly (+25700CE - 26050CE -26050CE +26400CE)	41 Points Paid	Loss of 41 Points	-3,100
Jun-25	NIFTY: Bull Call Butterfly (+24700CE - 25100CE -25100CE +25500CE)	60 Points paid	Profit of 93 Points	7,000
May-25	NIFTY: Bull Call Ladder (+24400CE - 24800CE -25200CE)	90 Points paid	Profit of 240 Points	18,000
Apr-25	NIFTY: Bull Call Ladder (+23500CE - 23900CE -24200CE)	110 Points paid	Profit of 216 Points	16,170

Chandan Taparia, CMT, CFTE
Head - Derivatives & Technical Research

Ruchit Jain
Head - Technical Research

Shivangi Sarda, CFA, FRM
Derivatives Analyst

Arpit Beriwal, CMT
Derivatives Analyst

Disclosures:

The following Disclosures are being made in compliance with the SEBI Research Analyst Regulations 2014 (herein after referred to as the Regulations).

Motilal Oswal Financial Services Ltd. (MOFSL) is a SEBI Registered Research Analyst having registration no. INH000000412 and BSE enlistment no. 5028. MOFSL, the Research Entity (RE) as defined in the Regulations, is engaged in the business of providing Stock broking services, Depository participant services & distribution of various financial products. MOFSL is a listed public company, the details in respect of which are available on www.motilaloswal.com. MOFSL is registered with the Securities & Exchange Board of India (SEBI) and is a registered Trading Member with National Stock Exchange of India Ltd. (NSE) and Bombay Stock Exchange Limited (BSE), Multi Commodity Exchange of India Limited (MCX) and National Commodity & Derivatives Exchange Limited (NCDEX) for its stock broking activities & is Depository participant with Central Depository Services Limited (CDSL) National Securities Depository Limited (NSDL), NERL, COMRIS and CCRL and is member of Association of Mutual Funds of India (AMFI) for distribution of financial products and Insurance Regulatory & Development Authority of India (IRDA) as Corporate Agent for insurance products and is a member of Association of Portfolio Managers in India (APMI) for distribution of PMS products. Details of associate entities of Motilal Oswal Financial Services Ltd. are available on the website at <http://onlinereports.motilaloswal.com/Dormant/documents/Associate%20Details.pdf>

Details of pending Enquiry Proceedings of Motilal Oswal Financial Services Limited are available on the website at <https://galaxy.motilaloswal.com/ResearchAnalyst/PublishViewLitigation.aspx>

MOFSL, its associates, Research Analyst or their relatives may have any financial interest in the subject company. MOFSL and/or its associates and/or Research Analyst or their relatives may have actual beneficial ownership of 1% or more securities in the subject company at the end of the month immediately preceding the date of publication of the Research Report or date of the public appearance. MOFSL and its associate company(ies), their directors and Research Analyst and their relatives may have any other potential conflict of interests at the time of publication of the research report or at the time of public appearance, however the same shall have no bearing whatsoever on the specific recommendations made by the analyst(s), as the recommendations made by the analyst(s) are completely independent of the views of the associates of MOFSL even though there might exist an inherent conflict of interest in some of the stocks mentioned in the research report..

In the past 12 months, MOFSL or any of its associates may have:

- Received any compensation/other benefits from the subject company of this report.
- Managed or co-managed public offering of securities from subject company of this research report.
- Received compensation for investment banking or merchant banking or brokerage services from subject company of this research report.
- Received compensation for products or services other than investment banking or merchant banking or brokerage services from the subject company of this research report.

MOFSL and its associates have not received any compensation or other benefits from the subject company or third party in connection with the research report.

- Subject Company may have been a client of MOFSL or its associates during twelve months preceding the date of distribution of the research report.
- Research Analyst may have served as director/officer/employee in the subject company.
- MOFSL and research analyst may engage in market making activity for the subject company.

MOFSL and its associate company(ies), and Research Analyst and their relatives from time to time may have:

- A long or short position in, act as principal in, and buy or sell the securities or derivatives thereof of companies mentioned herein.
- Be engaged in any other transaction involving such securities and earn brokerage or other compensation or act as a market maker in the financial instruments of the company(ies) discussed herein or act as an advisor or lender/borrower to such company(ies) or may have any other potential conflict of interests with respect to any recommendation and other related information and opinions.; however the same shall have no bearing whatsoever on the specific recommendations made by the analyst(s), as the recommendations made by the analyst(s) are completely independent of the views of the associates of MOFSL even though there might exist an inherent conflict of interest in some of the stocks mentioned in the research report.

Above disclosures include beneficial holdings lying in demat account of MOFSL which are opened for proprietary investments only. While calculating beneficial holdings, It does not consider demat accounts which are opened in name of MOFSL for other purposes (i.e holding client securities, collaterals, error trades etc.). MOFSL also earns DP income from clients which are not considered in above disclosures.

To enhance transparency, MOFSL has incorporated a Disclosure of Interest Statement in this document. This should, however, not be treated as endorsement of the views expressed in the report. MOFSL and / or its affiliates do and seek to do business including investment banking with companies covered in its research reports. As a result, the recipients of this report should be aware that MOFSL may have a potential conflict of interest that may affect the objectivity of this report.

Terms & Conditions:

This report has been prepared by MOFSL and is meant for sole use by the recipient and not for circulation. The report and information contained herein is strictly confidential and may not be altered in any way, transmitted to, copied or distributed, in part or in whole, to any other person or to the media or reproduced in any form, without prior written consent of MOFSL. The report is based on the facts, figures and information that are considered true, correct, reliable and accurate. The intent of this report is not recommendatory in nature. The information is obtained from publicly available media or other sources believed to be reliable. Such information has not been independently verified and no guaranty, representation of warranty, express or implied, is made as to its accuracy, completeness or correctness. All such information and opinions are subject to change without notice. The report is prepared solely for informational purpose and does not constitute an offer document or solicitation of offer to buy or sell or subscribe for securities or other financial instruments for the clients. Though disseminated to all the customers simultaneously, not all customers may receive this report at the same time. MOFSL will not treat recipients as customers by virtue of their receiving this report.

Analyst Certification

The views expressed in this research report accurately reflect the personal views of the analyst(s) about the subject securities or issues, and no part of the compensation of the research analyst(s) was, is, or will be directly or indirectly related to the specific recommendations and views expressed by research analyst(s) in this report.

Disclosure of Interest Statement

Analyst ownership of the stock No

A graph of daily closing prices of securities is available at www.nseindia.com, www.bseindia.com. Research Analyst views on Subject Company may vary based on Fundamental research and Technical Research. Proprietary trading desk of MOFSL or its associates maintains arm's length distance with Research Team as all the activities are segregated from MOFSL research activity and therefore it can have an independent view with regards to subject company for which Research Team have expressed their views.

Regional Disclosures (outside India)

This report is not directed or intended for distribution to or use by any person or entity resident in a state, country or any jurisdiction, where such distribution, publication, availability or use would be contrary to law, regulation or which would subject MOFSL & its group companies to registration or licensing requirements within such jurisdictions.

For Hong Kong:

This report is distributed in Hong Kong by Motilal Oswal capital Markets (Hong Kong) Private Limited, a licensed corporation (CE AYY-301) licensed and regulated by the Hong Kong Securities and Futures Commission (SFC) pursuant to the Securities and Futures Ordinance (Chapter 571 of the Laws of Hong Kong) "SFO". As per SEBI (Research Analyst Regulations) 2014 Motilal Oswal Financial Services Limited (SEBI Reg No. INH000000412) has an agreement with Motilal Oswal capital Markets (Hong Kong) Private Limited for distribution of research report in Hong Kong. This report is intended for distribution only to "Professional Investors" as defined in Part I of Schedule 1 to SFO. Any investment or investment activity to which this document relates is only available to professional investor and will be engaged only with professional investors." Nothing here is an offer or solicitation of these securities, products and services in any jurisdiction where their offer or sale is not qualified or exempt from registration. The Indian Analyst(s) who compile this report is/are not located in Hong Kong & are not conducting Research Analysis in Hong Kong.

For U.S.

MOTILAL Oswal Financial Services Limited (MOFSL) is not a registered broker - dealer under the U.S. Securities Exchange Act of 1934, as amended (the "1934 act") and under applicable state laws in the United States. In addition MOFSL is not a registered investment adviser under the U.S. Investment Advisers Act of 1940, as amended (the "Advisers Act" and together with the 1934 Act, the "Acts), and under applicable state laws in the United States. Accordingly, in the absence of specific exemption under the Acts, any brokerage and investment services provided by MOFSL, including the products and services described herein are not available to or intended for U.S. persons. This report is intended for distribution only to "Major Institutional Investors" as defined by Rule 15a-6(b)(4) of the Exchange Act and interpretations thereof by SEC (henceforth referred to as "major institutional investors"). This document must not be acted on or relied on by persons who are not major institutional investors. Any investment or investment activity to which this document relates is only available to major institutional investors and will be engaged in only with major institutional investors. In reliance on the exemption from registration provided by Rule 15a-6 of the U.S. Securities Exchange Act of 1934, as amended (the "Exchange Act") and interpretations thereof by the U.S. Securities and Exchange Commission ("SEC") in order to conduct business with Institutional Investors based in the U.S., MOFSL has entered into a chaperoning agreement with a U.S. registered broker-dealer, Motilal Oswal Securities International Private Limited. ("MOSIPL"). Any business interaction pursuant to this report will have to be executed within the provisions of this chaperoning agreement.

The Research Analysts contributing to the report may not be registered /qualified as research analyst with FINRA. Such research analyst may not be associated persons of the U.S. registered broker-dealer, MOSIPL, and therefore, may not be subject to NASD rule 2711 and NYSE Rule 472 restrictions on communication with a subject company, public appearances and trading securities held by a research analyst account.

For Singapore

In Singapore, this report is being distributed by Motilal Oswal Capital Markets (Singapore) Pte. Ltd. ("MOCMSPL") (UEN 201129401Z), which is a holder of a capital markets services license and an exempt financial adviser in Singapore. This report is distributed solely to persons who (a) qualify as "institutional investors" as defined in section 4A(1)(c) of the Securities and Futures Act of Singapore ("SFA") or (b) are considered "accredited investors" as defined in section 2(1) of the Financial Advisers Regulations of Singapore read with section 4A(1)(a) of the SFA. Accordingly, if a recipient is neither an "institutional investor" nor an "accredited investor", they must immediately discontinue any use of this Report and inform MOCMSPL.

In respect of any matter arising from or in connection with the research you could contact the following representatives of MOCMSPL. In case of grievances for any of the services rendered by MOCMSPL write to grievances@motilaloswal.com.

Nainesh Rajani

Email: nainesh.rajani@motilaloswal.com

Contact: (+65) 8328 0276

Disclaimer:
This report is intended for distribution to Retail Investors.

The report and information contained herein is strictly confidential and meant solely for the selected recipient and may not be altered in any way, transmitted to, copied or distributed, in part or in whole, to any other person or to the media or reproduced in any form, without prior written consent. This report and information herein is solely for informational purpose and may not be used or considered as an offer document or solicitation of offer to buy or sell or subscribe for securities or other financial instruments. Nothing in this report constitutes investment, legal, accounting and tax advice or a representation that any investment or strategy is suitable or appropriate to your specific circumstances. The securities discussed and opinions expressed in this report may not be suitable for all investors, who must make their own investment decisions, based on their own investment objectives, financial positions and needs of specific recipient. This may not be taken in substitution for the exercise of independent judgment by any recipient. Each recipient of this document should make such investigations as it deems necessary to arrive at an independent evaluation of an investment in the securities of companies referred to in this document (including the merits and risks involved), and should consult its own advisors to determine the merits and risks of such an investment. The investment discussed or views expressed may not be suitable for all investors. Certain transactions -including those involving futures, options, another derivative products as well as non-investment grade securities - involve substantial risk and are not suitable for all investors. No representation or warranty, express or implied, is made as to the accuracy, completeness or fairness of the information and opinions contained in this document. The Disclosures of Interest Statement incorporated in this document is provided solely to enhance the transparency and should not be treated as endorsement of the views expressed in the report. This information is subject to change without any prior notice. The Company reserves the right to make modifications and alternations to this statement as may be required from time to time without any prior approval. MOFSL, its associates, their directors and the employees may from time to time, effect or have effected an own account transaction in, or deal as principal or agent in or for the securities mentioned in this document. They may perform or seek to perform investment banking or other services for, or solicit investment banking or other business from, any company referred to in this report. Each of these entities functions as a separate, distinct and independent of each other. The recipient should take this into account before interpreting the document. This report has been prepared on the basis of information that is already available in publicly accessible media or developed through analysis of MOFSL. The views expressed are those of the analyst, and the Company may or may not subscribe to all the views expressed therein. This document is being supplied to you solely for your information and may not be reproduced, redistributed or passed on, directly or indirectly, to any other person or published, copied, in whole or in part, for any purpose. This report is not directed or intended for distribution to, or use by, any person or entity who is a citizen or resident of or located in any locality, state, country or other jurisdiction, where such distribution, publication, availability or use would be contrary to law, regulation or which would subject MOFSL to any registration or licensing requirement within such jurisdiction. The securities described herein may or may not be eligible for sale in all jurisdictions or to certain category of investors. Persons in whose possession this document may come are required to inform themselves of and to observe such restriction. Neither the Firm, not its directors, employees, agents or representatives shall be liable for any damages whether direct or indirect, incidental, special or consequential including lost revenue or lost profits that may arise from or in connection with the use of the information. The person accessing this information specifically agrees to exempt MOFSL or any of its affiliates or employees from, any and all responsibility/liability arising from such misuse and agrees not to hold MOFSL or any of its affiliates or employees responsible for any such misuse and further agrees to hold MOFSL or any of its affiliates or employees free and harmless from all losses, costs, damages, expenses that may be suffered by the person accessing this information due to any errors and delays.

This report is meant for the clients of Motilal Oswal only.

Investment in securities market are subject to market risks. Read all the related documents carefully before investing.

Registration granted by SEBI, enlistment as RA with Exchange and certification from NISM in no way guarantee performance of the intermediary or provide any assurance of returns to investors

Registered Office Address: Motilal Oswal Tower, Rahimtullah Sayani Road, Opposite Parel ST Depot, Prabhadevi, Mumbai-400025; Tel No.: 022 - 71934200 / 71934263; www.motilaloswal.com. Correspondence Address: Palm Spring Centre, 2nd Floor, Palm Court Complex, New Link Road, Malad (West), Mumbai- 400 064. Tel No: 022 71881000. Details of Compliance Officer: Neeraj Agarwal, Email Id: na@motilaloswal.com, Contact No.:022-40548085.

Grievance Redressal Cell:

Contact Person	Contact No.	Email ID
Ms. Hemangi Date	022 40548000 / 022 67490600	query@motilaloswal.com
Ms. Kumud Upadhyay	022 40548082	servicehead@motilaloswal.com
Mr. Ajay Menon	022 40548083	am@motilaloswal.com
Mr. Neeraj Agarwal	022 40548085	na@motilaloswal.com
Mr. Siddhartha Khemka	022 50362452	po.research@motilaloswal.com

Registration details of group entities.: Motilal Oswal Financial Services Ltd. (MOFSL): INZ000158836 (BSE/NSE/MCX/NCDEX); CDSL and NSDL: IN-DP-16-2015; Research Analyst: INH000000412, BSE enlistment no. 5028 . AMFI: ARN : 146822. IRDA Corporate Agent – CA0579, APMI: APRN00233. Motilal Oswal Financial Services Ltd. is a distributor of Mutual Funds, PMS, Fixed Deposit, Insurance, Bond, NCDs and IPO products.

Customer having any query/feedback/ clarification may write to query@motilaloswal.com. In case of grievances for any of the services rendered by Motilal Oswal Financial Services Limited (MOFSL) write to grievances@motilaloswal.com, for DP to dpgrievances@motilaloswal.com.