



Solid Research
Solid Relationships

Fundamental Outlook

Global Market Setup

- **US markets closed** lower after hitting a fresh intraday record as investors looked ahead to a widely expected Federal Reserve rate cut due Wednesday.
- Dow Jones **closed 0.2% lower**, S&P 500 and Nasdaq **both closed flat with a loss of 0.1%**.
- European markets ended on a **negative note**.
- Dow futures is currently trading flat
- Asian markets are trading on a flat to positive **note**

Global Cues: Muted

Indian Market Setup

- **Indian equities** ended higher, as optimism over India-U.S. trade negotiations and expectations of a U.S. Fed rate cut, led to positive investor sentiment.
- **Nifty50** ended with **gains of 170 points at 25,239 (+0.7%)**
- **Nifty Midcap100 and Smallcap100** were **up by 0.5% and 1.0% each**
- **FII**s: **+₹308crs**; **DII**s: **+₹1,519cr**
- **GIFT Nifty** is **trading 60 points higher (+0.2%)**

Domestic Cues: Flat to Positive

Stocks in News

DreamFolks has suspended its domestic airport lounge services (which contribute ~90% of revenue) after the loss of multiple key contracts, including Adani Digital and Semolina Kitchens. The exits mark a disruption for the company's aggregator-led model, which connects banks and passengers to lounge operators.

View: Negative

Amber Enterprises board has approved launching a QIP of equity shares to raise up to ₹2,500 crore, setting the floor price at ₹7,790.88 per share, with a possible discount of up to 5%.

View: Good opportunity to buy at lower levels

Jindal Steel has submitted a non-binding bid for Thyssenkrupp's steel division, Thyssenkrupp Steel Europe (TKSE). The proposal includes €2B investment, DRI projects, and integrated low-carbon production plans. The steel division generated €10.7 billion in revenue and is currently valued at about €7.3 billion on the Frankfurt exchange.

View: Neutral

IPO Listing: Urban Company, Shringar House of Mangalsutra, Dev Accelerator

Fundamental Actionable Idea

Bharat Electronics

CMP INR403, TP INR490, 22% Upside, BUY, MTF Stock

- BEL has secured fresh orders worth ₹712 crore covering IT infra, cyber security, ESM systems, blockchain and communication projects.
- In the remaining nine months of FY26, BHE plans to execute several large-scale programs contributing to its revenue growth target of over 15%.
- The order book was strong at INR749b and order inflows stood at INR76b. The company has maintained its guidance on revenue and order inflows and expects margins to remain strong at 27%. We expect the company to benefit from emergency procurement and the finalization of larger platform orders from the Army, Navy and Air Force. We also expect BHE to benefit from incremental opportunities in exports as defense spending increases globally.

View: Buy

Fundamental Actionable Idea

Swiggy

CMP INR437, TP INR560, 28% Upside, BUY, MTF Stock

- Swiggy has launched a new standalone app called 'Toing' targeting price conscious consumers in Pune. The app offers affordable meal options priced between Rs100-150, specifically designed for students and young professionals.
- Additionally Swiggy is looking to sell its 12% stake in Rapido which it had bought for \$180 million in 2022.
- Swiggy has paused further store expansion in quick commerce, indicating that its current footprint of 4.3m sq ft across 1,000+ dark stores can support 100% YoY growth. This should accelerate margin expansion, aided by operating leverage and reduced fixed costs.
- FD GOV rose 18.8% YoY—its second-best growth in nine quarters—despite a seasonally weak Q1. Swiggy's 10-minute format, Bolt, now continues to account for 10-12% of FD orders, with unit economics close to the platform average due to tighter delivery radius and lower delivery fees. We expect continued GOV momentum as Swiggy scales newer formats and penetrates deeper into Tier-2 cities.

View: Buy

Focus Investment Ideas

All Stocks Available in MTF

Duration : 1 Year Horizon

Stock Name	Rating	CMP (Rs)	Target (Rs)	Upside (%)
Ellenbarrie Industrial	Buy	543	680	25%
Bharti Airtel	Buy	1,942	2,285	18%
Ultratech Cement	Buy	12,595	14,600	16%
Lemon Tree Hotels	Buy	176	200	14%
Nippon AMC	Buy	835	930	11%

Technical Outlook

Nifty Technical Outlook

NIFTY (CMP : 25239) Nifty immediate support is at 25150 then 25050 zones while resistance at 25350 then 25500 zones. Now it has to hold above 25150 zones for an up move towards 25350 then 25500 zones while supports can be seen at 25150 then 25050 zones.

1-Nifty50 - 16/09/25



Investment in securities market are subject to market risks, read all the related documents carefully before investing.

Bank Nifty Technical Outlook

BANK NIFTY (CMP : 55147) Bank Nifty support is at 55000 then 54750 zones while resistance at 55555 then 55750 zones. Now it has to hold above 55000 zones for an up move towards 55555 then 55750 zones while on the downside support is seen at 55000 then 54750 levels.

1-Niftybank - 16/09/25



Sectoral Performance

17-Sep-25

	Closing	% Change			
Indices	16-Sep	1-day	2-days	3-days	5-days
NIFTY 50	25239	0.68%	0.50%	0.93%	1.49%
NIFTY BANK	55148	0.47%	0.62%	0.87%	1.72%
NIFTY MIDCAP 100	58800	0.54%	0.98%	1.30%	2.32%
NIFTY SMALLCAP 250	17382	0.74%	1.38%	1.71%	2.37%
NIFTY FINANCIAL SERVICES	26495	0.39%	0.50%	1.21%	2.05%
NIFTY PRIVATE BANK	26928	0.78%	0.79%	1.20%	2.12%
NIFTY PSU BANK	7130	0.43%	1.03%	0.76%	3.63%
NIFTY IT	36212	0.86%	0.28%	0.58%	2.71%
➔ NIFTY FMCG	56399	-0.27%	-0.28%	-0.99%	-0.17%
NIFTY OIL & GAS	11220	0.86%	1.16%	1.20%	2.67%
NIFTY PHARMA	22265	0.30%	-0.34%	0.18%	0.96%
➔ NIFTY AUTO	27146	1.44%	1.04%	1.50%	-0.13%
NIFTY METAL	9973	0.83%	0.91%	1.84%	2.46%
➔ NIFTY REALTY	915	1.07%	3.51%	3.57%	4.74%
NIFTY INDIA DEFENCE	8154	0.67%	1.36%	5.81%	8.34%

- Among the sectoral indices Nifty Auto & Realty was the top gainer while weakness was seen in FMCG.

JSWINFRA

(Mcap ₹ 68,502 Cr.)

MTF Stock

- Falling supply trendline breakout on daily chart.
- Large bodied bullish candle.
- Bounce up from 50 DEMA support zones.
- High volumes on up moves.
- RSI momentum indicator showing strength.
- We recommend to buy the stock at CMP ₹326 with a SL of ₹314 and a TGT of ₹343.

RECOs	CMP	SL	TARGET	DURATION
Buy	326	314	343	1 Week



Technical Stocks On Radar

17-Sep-25

HAVELLS

(CMP: 1615, Mcap ₹ 1,01,239 Cr.)

F&O Stock, MTF stock

- Bullish “Pole & Flag” pattern breakout.
- Strong bullish candle with rise in volumes.
- RSI momentum indicator rising.
- Immediate support at 1550.



RVNL

(CMP: 355, Mcap ₹ 73,997 Cr.)

F&O Stock, MTF stock

- Stock has bounced up from major support levels.
- Surpassed above 50 DEMA.
- Higher than average volumes.
- RSI indicator positively placed.
- Immediate support at 335.



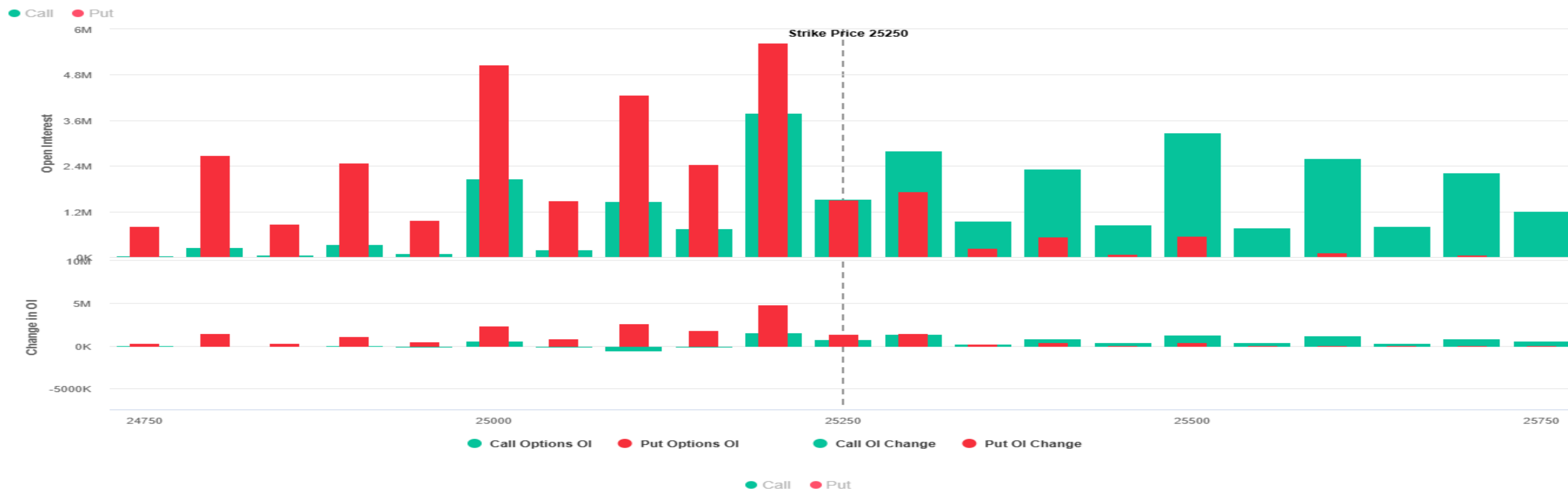
Derivative Outlook

Nifty : Option Data

17-Sep-25

- Maximum Call OI is at 25200 then 25500 strike while Maximum Put OI is at 25200 then 25000 strike.
- Call writing is seen at 25200 then 25300 strike while Put writing is seen at 25200 then 25100 strike.
- Option data suggests a broader trading range in between 24800 to 25600 zones while an immediate range between 25000 to 25500 levels.

Nifty 50 OI Chart(23 Sep 2025)




Investment in securities market are subject to market risks, read all the related documents carefully before investing.

Option - Buying side strategy

Index	Single Leg Buying	Multi Leg Strategy
Nifty (Weekly)	25350 CE if it holds above 25150	Bull Call Spread (Buy 25350 CE and Sell 25500 CE) at net premium cost of 50-60 points
Sensex (Weekly)	82600 CE if it holds above 82000	Bull Call Spread (Buy 82600 CE and Sell 82800 CE) at net premium cost of 70-80 points
Bank Nifty (Monthly)	55700 CE if it holds above 55000	Bull Call Spread (Buy 55300 CE and Sell 55800 CE) at net premium cost of 220-230 points

Option - Selling side strategy

Index	Writing
Nifty (Weekly)	24700 PE & 25800 CE
Sensex (Weekly)	81000 PE & 84000 CE
Bank Nifty (Monthly)	53500 PE & 56700 CE

Weekly Option Range for Option Writers based on Different Confidence Band								
Date		17-Sep-25	Weekly Expiry		23-Sep-25	Days to weekly expiry		5
								
Nifty		25239	India VIX		10.3			
Confidence Band	Probability	% Away From Spot	Range				Total Premium (Put + Call)	Types of Trades
			Put	Premium	Call	Premium		
1.00	68%	± 0.9%	25000	33	25500	53	86	Aggressive
1.25	79%	± 1.1%	24950	26	25550	41	67	Less Aggressive
0.00	0%	± 1.5%	24850	17	25650	23	40	Neutral
1.75	92%	± 1.7%	24800	14	25700	18	32	Conservative
2.00	95%	± 1.9%	24750	12	25750	13	26	Most Conservative
Date		17-Sep-25	Monthly Expiry		30-Sep-25	Days to weekly expiry		10
Bank Nifty		55148						
Confidence Band	Probability	% Away From Spot	Range				Total Premium (Put + Call)	Types of Trades
			Put	Premium	Call	Premium		
1.00	68%	± 1.7%	54200	114	56000	166	280	Aggressive
1.25	79%	± 2.1%	54000	91	56200	120	211	Less Aggressive
1.50	87%	± 2.4%	53800	73	56400	84	158	Neutral
1.75	92%	± 3.0%	53500	55	56700	51	105	Conservative
2.00	95%	± 3.4%	53300	43	56900	39	82	Most Conservative
Investments in securities markets are subject to market risks. Please read all related documents carefully.								

Nifty Advance Decline & Ban update

Stocks in Ban: RBLBANK, OFSS, HFCL, ANGELONE

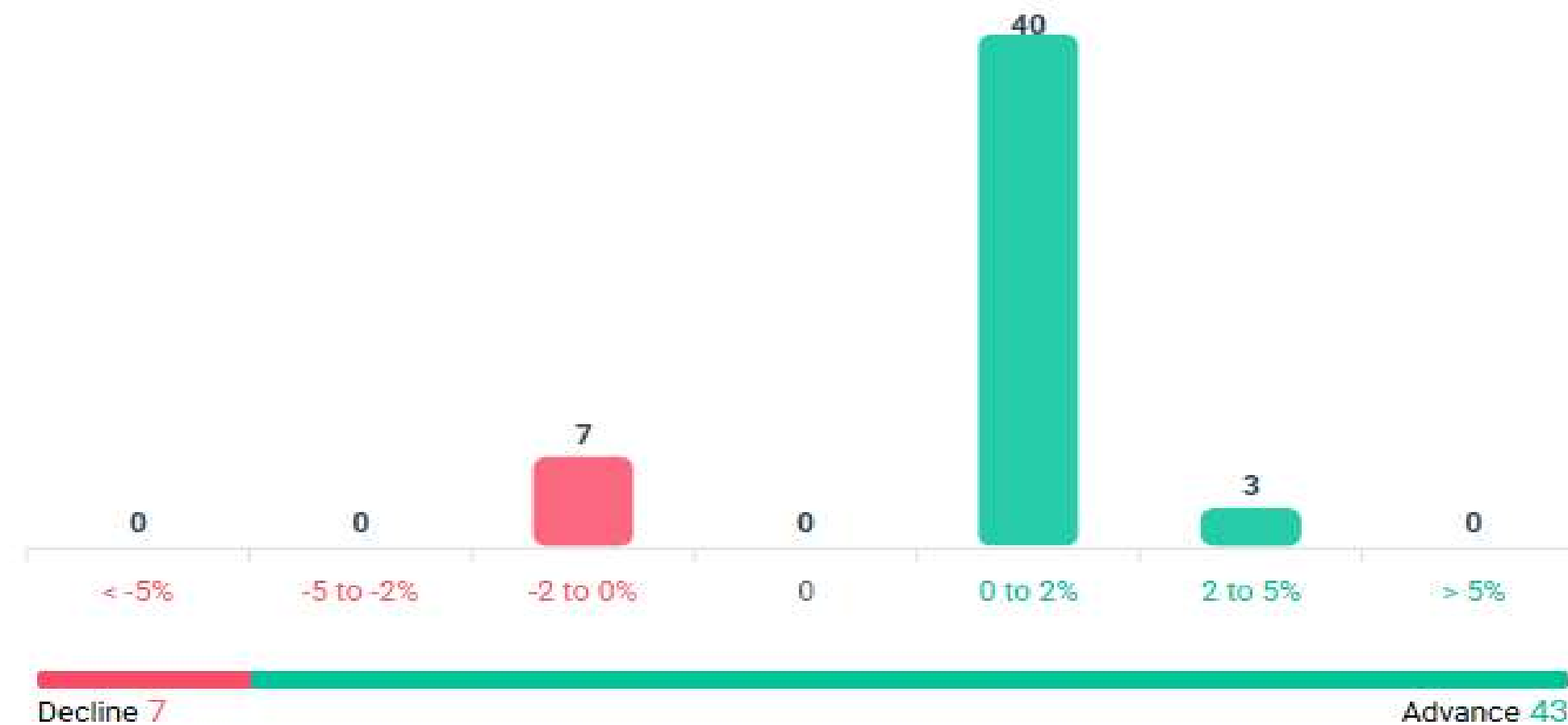
Advance & Decline

All FNO

Nifty 50

Bank Nifty

Fin Nifty



Investment in securities market are subject to market risks, read all the related documents carefully before investing.



**motilal
oswal**
Wealth Management

17-Sep-25



20

Stocks : Options on radar

Stock	Call Strike	Trade	Buying Range	SL	TGT	Logic
COFORGE	1780 CE	Buy	48-49	41	63	Short Covering
JSWSTEEL	1120 CE	Buy	17-18	13	26	Long Built up
EICHERMOT	6950 CE	Buy	108-110	93	140	Long Built up

Stock	Put Strike	Trade	Buying Range	SL	TGT	Logic
MCX	7700 PE	Buy	185-187	165	227	Short Built up
GODREJCP	1220 PE	Buy	17-18	12	28	Short Built up

Quant Outlook

Quant Intraday Sell Ideas

What is this?

Based on technical indicators this strategy gives 2 stocks that have a high likelihood to fall during the day (from open to close). This is an intraday Sell strategy which can provide a good cushioning during a black swan event.

Today's **Sell** Ideas:

Stock Names	Close Price	SL (1%)	TP (1%)
HINDUNILVR (Sell)	2,581.0	2,606.8	2,555.2
CROMPTON (Sell)	311.9	315.0	308.7

What are the rules?

- Stock names will be given at market open (9:15 am)
- Recommended time to entry: between 9:15 to 9:30 am.
- Entry: We short 2 stocks daily (intraday)
- Exit: we will exit at 3:15 as this is an intraday call
- SL: is placed at 1% of the open.
- Book profit: At 1% fall since open.
- In special situations the book profit might be delayed if the stock is in free fall.

Siddhartha Khemka
Head – Retail Research

Chandan Taparia, CMT, CFTE
Head – Derivatives & Technical Research

Neil Jha
Head – Quant

Disclosures:
The following Disclosures are being made in compliance with the SEBI Research Analyst Regulations 2014 (herein after referred to as the Regulations).

Motilal Oswal Financial Services Ltd. (MOFSL) is a SEBI Registered Research Analyst having registration no. INH000000412 and BSE enlistment no. 5028. MOFSL, the Research Entity (RE) as defined in the Regulations, is engaged in the business of providing Stock broking services, Depository participant services & distribution of various financial products. MOFSL is a listed public company, the details in respect of which are available on www.motilaloswal.com. MOFSL is registered with the Securities & Exchange Board of India (SEBI) and is a registered Trading Member with National Stock Exchange of India Ltd. (NSE) and Bombay Stock Exchange Limited (BSE), Multi Commodity Exchange of India Limited (MCX) and National Commodity & Derivatives Exchange Limited (NCDEX) for its stock broking activities & is Depository participant with Central Depository Services Limited (CDSL) National Securities Depository Limited (NSDL),NERL, COMRIS and CCRL and is member of Association of Mutual Funds of India (AMFI) for distribution of financial products and Insurance Regulatory & Development Authority of India (IRDA) as Corporate Agent for insurance products and is a member of Association of Portfolio Managers in India (APMI) for distribution of PMS products. Details of associate entities of Motilal Oswal Financial Services Ltd. are available on the website at <http://onlinereports.motilaloswal.com/Dormant/documents/Associate%20Details.pdf>

Details of pending Enquiry Proceedings of Motilal Oswal Financial Services Limited are available on the website at <https://galaxy.motilaloswal.com/ResearchAnalyst/PublishViewLitigation.aspx>

MOFSL, it’s associates, Research Analyst or their relatives may have any financial interest in the subject company. MOFSL and/or its associates and/or Research Analyst or their relatives may have actual beneficial ownership of 1% or more securities in the subject company at the end of the month immediately preceding the date of publication of the Research Report or date of the public appearance. MOFSL and its associate company(ies), their directors and Research Analyst and their relatives may have any other potential conflict of interests at the time of publication of the research report or at the time of public appearance, however the same shall have no bearing whatsoever on the specific recommendations made by the analyst(s), as the recommendations made by the analyst(s) are completely independent of the views of the associates of MOFSL even though there might exist an inherent conflict of interest in some of the stocks mentioned in the research report..

- In the past 12 months, MOFSL or any of its associates may have:
- a) Received any compensation/other benefits from the subject company of this report.
 - b) Managed or co-managed public offering of securities from subject company of this research report.
 - c) Received compensation for investment banking or merchant banking or brokerage services from subject company of this research report.
 - d) Received compensation for products or services other than investment banking or merchant banking or brokerage services from the subject company of this research report.

- MOFSL and it’s associates have not received any compensation or other benefits from the subject company or third party in connection with the research report.
- Subject Company may have been a client of MOFSL or its associates during twelve months preceding the date of distribution of the research report.
 - Research Analyst may have served as director/officer/employee in the subject company.
 - MOFSL and research analyst may engage in market making activity for the subject company.

- MOFSL and its associate company(ies), and Research Analyst and their relatives from time to time may have:
- a) A long or short position in, act as principal in, and buy or sell the securities or derivatives thereof of companies mentioned herein.
 - b) Be engaged in any other transaction involving such securities and earn brokerage or other compensation or act as a market maker in the financial instruments of the company(ies) discussed herein or act as an advisor or lender/borrower to such company(ies) or may have any other potential conflict of interests with respect to any recommendation and other related information and opinions.; however the same shall have no bearing whatsoever on the specific recommendations made by the analyst(s), as the recommendations made by the analyst(s) are completely independent of the views of the associates of MOFSL even though there might exist an inherent conflict of interest in some of the stocks mentioned in the research report.

Above disclosures include beneficial holdings lying in demat account of MOFSL which are opened for proprietary investments only. While calculating beneficial holdings, It does not consider demat accounts which are opened in name of MOFSL for other purposes (i.e holding client securities, collaterals, error trades etc.). MOFSL also earns DP income from clients which are not considered in above disclosures.

To enhance transparency, MOFSL has incorporated a Disclosure of Interest Statement in this document. This should, however, not be treated as endorsement of the views expressed in the report. MOFSL and / or its affiliates do and seek to do business including investment banking with companies covered in its research reports. As a result, the recipients of this report should be aware that MOFSL may have a potential conflict of interest that may affect the objectivity of this report.

Terms & Conditions:

This report has been prepared by MOFSL and is meant for sole use by the recipient and not for circulation. The report and information contained herein is strictly confidential and may not be altered in any way, transmitted to, copied or distributed, in part or in whole, to any other person or to the media or reproduced in any form, without prior written consent of MOFSL. The report is based on the facts, figures and information that are considered true, correct, reliable and accurate. The intent of this report is not recommendatory in nature. The information is obtained from publicly available media or other sources believed to be reliable. Such information has not been independently verified and no guaranty, representation of warranty, express or implied, is made as to its accuracy, completeness or correctness. All such information and opinions are subject to change without notice. The report is prepared solely for informational purpose and does not constitute an offer document or solicitation of offer to buy or sell or subscribe for securities or other financial instruments for the clients. Though disseminated to all the customers simultaneously, not all customers may receive this report at the same time. MOFSL will not treat recipients as customers by virtue of their receiving this report.

Analyst Certification

The views expressed in this research report accurately reflect the personal views of the analyst(s) about the subject securities or issues, and no part of the compensation of the research analyst(s) was, is, or will be directly or indirectly related to the specific recommendations and views expressed by research analyst(s) in this report.

Disclosure of Interest Statement

Analyst ownership of the stock No

A graph of daily closing prices of securities is available at www.nseindia.com, www.bseindia.com. Research Analyst views on Subject Company may vary based on Fundamental research and Technical Research. Proprietary trading desk of MOFSL or its associates maintains arm’s length distance with Research Team as all the activities are segregated from MOFSL research activity and therefore it can have an independent view with regards to subject company for which Research Team have expressed their views.

Regional Disclosures (outside India)

This report is not directed or intended for distribution to or use by any person or entity resident in a state, country or any jurisdiction, where such distribution, publication, availability or use would be contrary to law, regulation or which would subject MOFSL & its group companies to registration or licensing requirements within such jurisdictions.

For Hong Kong:

This report is distributed in Hong Kong by Motilal Oswal capital Markets (Hong Kong) Private Limited, a licensed corporation (CE AYY-301) licensed and regulated by the Hong Kong Securities and Futures Commission (SFC) pursuant to the Securities and Futures Ordinance (Chapter 571 of the Laws of Hong Kong) “SFO”. As per SEBI (Research Analyst Regulations) 2014 Motilal Oswal Financial Services Limited (SEBI Reg No. INH000000412) has an agreement with Motilal Oswal capital Markets (Hong Kong) Private Limited for distribution of research report in Hong Kong. This report is intended for distribution only to “Professional Investors” as defined in Part I of Schedule 1 to SFO. Any investment or investment activity to which this document relates is only available to professional investor and will be engaged only with professional investors.” Nothing here is an offer or solicitation of these securities, products and services in any jurisdiction where their offer or sale is not qualified or exempt from registration. The Indian Analyst(s) who compile this report is/are not located in Hong Kong & are not conducting Research Analysis in Hong Kong.

For U.S.

MOTILAL Oswal Financial Services Limited (MOFSL) is not a registered broker - dealer under the U.S. Securities Exchange Act of 1934, as amended (the "1934 act") and under applicable state laws in the United States. In addition MOFSL is not a registered investment adviser under the U.S. Investment Advisers Act of 1940, as amended (the "Advisers Act" and together with the 1934 Act, the "Acts"), and under applicable state laws in the United States. Accordingly, in the absence of specific exemption under the Acts, any brokerage and investment services provided by MOFSL, including the products and services described herein are not available to or intended for U.S. persons. This report is intended for distribution only to "Major Institutional Investors" as defined by Rule 15a-6(b)(4) of the Exchange Act and interpretations thereof by SEC (henceforth referred to as "major institutional investors"). This document must not be acted on or relied on by persons who are not major institutional investors. Any investment or investment activity to which this document relates is only available to major institutional investors and will be engaged in only with major institutional investors. In reliance on the exemption from registration provided by Rule 15a-6 of the U.S. Securities Exchange Act of 1934, as amended (the "Exchange Act") and interpretations thereof by the U.S. Securities and Exchange Commission ("SEC") in order to conduct business with Institutional Investors based in the U.S., MOFSL has entered into a chaperoning agreement with a U.S. registered broker-dealer, Motilal Oswal Securities International Private Limited. ("MOSIPL"). Any business interaction pursuant to this report will have to be executed within the provisions of this chaperoning agreement.

The Research Analysts contributing to the report may not be registered /qualified as research analyst with FINRA. Such research analyst may not be associated persons of the U.S. registered broker-dealer, MOSIPL, and therefore, may not be subject to NASD rule 2711 and NYSE Rule 472 restrictions on communication with a subject company, public appearances and trading securities held by a research analyst account.

For Singapore

In Singapore, this report is being distributed by Motilal Oswal Capital Markets (Singapore) Pte. Ltd. (“MOCMSPL”) (UEN 201129401Z), which is a holder of a capital markets services license and an exempt financial adviser in Singapore.This report is distributed solely to persons who (a) qualify as “institutional investors” as defined in section 4A(1)(c) of the Securities and Futures Act of Singapore (“SFA”) or (b) are considered "accredited investors" as defined in section 2(1) of the Financial Advisers Regulations of Singapore read with section 4A(1)(a) of the SFA. Accordingly, if a recipient is neither an “institutional investor” nor an “accredited investor”, they must immediately discontinue any use of this Report and inform MOCMSPL .

In respect of any matter arising from or in connection with the research you could contact the following representatives of MOCMSPL. In case of grievances for any of the services rendered by MOCMSPL write to grievances@motilaloswal.com.

Nainesh Rajani

Email: nainesh.rajani@motilaloswal.com

Contact: (+65) 8328 0276

Disclaimer:
This report is intended for distribution to Retail Investors.

The report and information contained herein is strictly confidential and meant solely for the selected recipient and may not be altered in any way, transmitted to, copied or distributed, in part or in whole, to any other person or to the media or reproduced in any form, without prior written consent. This report and information herein is solely for informational purpose and may not be used or considered as an offer document or solicitation of offer to buy or sell or subscribe for securities or other financial instruments. Nothing in this report constitutes investment, legal, accounting and tax advice or a representation that any investment or strategy is suitable or appropriate to your specific circumstances. The securities discussed and opinions expressed in this report may not be suitable for all investors, who must make their own investment decisions, based on their own investment objectives, financial positions and needs of specific recipient. This may not be taken in substitution for the exercise of independent judgment by any recipient. Each recipient of this document should make such investigations as it deems necessary to arrive at an independent evaluation of an investment in the securities of companies referred to in this document (including the merits and risks involved), and should consult its own advisors to determine the merits and risks of such an investment. The investment discussed or views expressed may not be suitable for all investors. Certain transactions -including those involving futures, options, another derivative products as well as non-investment grade securities - involve substantial risk and are not suitable for all investors. No representation or warranty, express or implied, is made as to the accuracy, completeness or fairness of the information and opinions contained in this document. The Disclosures of Interest Statement incorporated in this document is provided solely to enhance the transparency and should not be treated as endorsement of the views expressed in the report. This information is subject to change without any prior notice. The Company reserves the right to make modifications and alternations to this statement as may be required from time to time without any prior approval. MOFSL, its associates, their directors and the employees may from time to time, effect or have effected an own account transaction in, or deal as principal or agent in or for the securities mentioned in this document. They may perform or seek to perform investment banking or other services for, or solicit investment banking or other business from, any company referred to in this report. Each of these entities functions as a separate, distinct and independent of each other. The recipient should take this into account before interpreting the document. This report has been prepared on the basis of information that is already available in publicly accessible media or developed through analysis of MOFSL. The views expressed are those of the analyst, and the Company may or may not subscribe to all the views expressed therein. This document is being supplied to you solely for your information and may not be reproduced, redistributed or passed on, directly or indirectly, to any other person or published, copied, in whole or in part, for any purpose. This report is not directed or intended for distribution to, or use by, any person or entity who is a citizen or resident of or located in any locality, state, country or other jurisdiction, where such distribution, publication, availability or use would be contrary to law, regulation or which would subject MOFSL to any registration or licensing requirement within such jurisdiction. The securities described herein may or may not be eligible for sale in all jurisdictions or to certain category of investors. Persons in whose possession this document may come are required to inform themselves of and to observe such restriction. Neither the Firm, not its directors, employees, agents or representatives shall be liable for any damages whether direct or indirect, incidental, special or consequential including lost revenue or lost profits that may arise from or in connection with the use of the information. The person accessing this information specifically agrees to exempt MOFSL or any of its affiliates or employees from, any and all responsibility/liability arising from such misuse and agrees not to hold MOFSL or any of its affiliates or employees responsible for any such misuse and further agrees to hold MOFSL or any of its affiliates or employees free and harmless from all losses, costs, damages, expenses that may be` suffered by the person accessing this information due to any errors and delays.

This report is meant for the clients of Motilal Oswal only.

Investment in securities market are subject to market risks. Read all the related documents carefully before investing.

Registration granted by SEBI, enlistment as RA with Exchange and certification from NISM in no way guarantee performance of the intermediary or provide any assurance of returns to investors

Registered Office Address: Motilal Oswal Tower, Rahimtullah Sayani Road, Opposite Parel ST Depot, Prabhadevi, Mumbai-400025; Tel No.: 022 - 71934200 / 71934263; www.motilaloswal.com. Correspondence Address: Palm Spring Centre, 2nd Floor, Palm Court Complex, New Link Road, Malad (West), Mumbai- 400 064. Tel No: 022 71881000. Details of Compliance Officer: Neeraj Agarwal, Email Id: na@motilaloswal.com, Contact No.:022-40548085.

Grievance Redressal Cell:	
Contact Person	Contact No. Email ID
Ms. Hemangi Date	022 40548000 / 022 67490600 query@motilaloswal.com
Ms. Kumud Upadhyay	022 40548082 servicehead@motilaloswal.com
Mr. Ajay Menon	022 40548083 am@motilaloswal.com
Mr. Neeraj Agarwal	022 40548085 na@motilaloswal.com
Mr. Siddhartha Khemka	022 50362452 po.research@motilaloswal.com

Registration details of group entities.: Motilal Oswal Financial Services Ltd. (MOFSL): INZ000158836 (BSE/NSE/MCX/NCDEX); CDSL and NSDL: IN-DP-16-2015; Research Analyst: INH000000412, BSE enlistment no. 5028 . AMFI: ARN .: 146822. IRDA Corporate Agent – CA0579, APMI: APRN00233. Motilal Oswal Financial Services Ltd. is a distributor of Mutual Funds, PMS, Fixed Deposit, Insurance, Bond, NCDs and IPO products.

Customer having any query/feedback/ clarification may write to query@motilaloswal.com. In case of grievances for any of the services rendered by Motilal Oswal Financial Services Limited (MOFSL) write to grievances@motilaloswal.com, for DP to dpgrievances@motilaloswal.com.