



Solid Research
Solid Relationships

Fundamental Outlook

Global Market Setup

- **US markets yesterday**, gained 0.5-1%, hitting fresh highs ahead of an expected Federal Reserve interest-rate cut this week
- Dow Jones **gained +0.1%**, S&P 500 was **up +0.5%** and Nasdaq ended up **with a gain of +0.9%**.
- **European markets ended on a mixed note.**
- Dow futures is currently trading flat with a **gain of 0.1% (35 points higher)**
- **Asian markets** are trading on a **mixed note**

Global Cues: Mixed

Indian Market Setup

- **Indian equities** ended marginally lower in a range-bound session, ahead of the US Federal Reserve's two-day policy meet starting September 16.
- **Nifty50** ended with **loss of 45 points at 25,069 (-0.2%)**
- **Nifty Midcap100 and Smallcap100** were **up by 0.4% and 0.8% each**
- **FII**s: **-₹1,269crs**; **DII**s: **+₹1,933cr**
- **GIFT Nifty** is **trading 22 points lower (-0.1%)**

Domestic Cues: Muted

Stocks in News

Maruti: The company has announced introductory prices for the all-new VICTORIS, starting at Rs 10,49,900. Sales will commence from September 22.

View: Positive

Insurance: The government has asked life and non-life insurance companies to ensure that benefits of the GST exemption approved earlier this month are fully passed on to both existing and prospective policyholders. Further CIBC clarified that ITC and inversion benefits on insurance will not be permitted.

View: Negative

NCC: The company has received a contract worth Rs 2,090.5 crore from the Water Resources Department, Bihar, for the construction of the Barnar reservoir, dam structures, irrigation channels, and other associated works in Jamui district.

View: Positive

Fundamental Actionable Idea

Canara Bank

CMP INR112, TP INR135, 21% Upside, BUY, MTF Stock

- The bank's subsidiary, Canara HSBC Life Insurance Company, has received approval from SEBI for its DRHP, allowing it to file an Updated RHP for its upcoming IPO.
- CBK expects NIMs to recover gradually to 2.75-2.8%, aided by a reduction in the cost of funds and an improving outlook in 2HFY26.
- Loan growth has been steady and driven by robust growth in the retail segment.
- Asset quality has improved, with slippages too witnessing a steady reduction, leading to a controlled credit cost for the bank.
- We estimate CBK to deliver FY27E RoA/ RoE of 1.1%/19%.

View: Buy

Fundamental Actionable Idea

Kalpataru Projects

CMP INR1300, TP INR1450, 12% Upside, Buy, MTF Stock

- The Central Electricity Authority's (CEA) ordering pipeline has started building up from the last few months after witnessing some moderation during the initial months of FY26.
- Management also suggest that the transmission ordering pipeline remains strong for next few years. Moreover, it is targeting HVDC projects, international opportunities, and other non-T&D opportunities to grow.
- Commodity prices are comfortable and hence, margins should improve from FY26 onward.
- The company is also well positioned to capitalize on the expanding pipeline of metro systems, elevated corridors, and tunneling infrastructure and is gaining from the scale-up in execution of large oil and gas projects in the Middle East.
- We maintain our estimates for KPI and expect a CAGR of 13%/17% in order inflows/revenue over FY25-28.

View: Buy

Focus Investment Ideas

All Stocks Available in MTF

Duration : 1 Year Horizon

Stock Name	Rating	CMP (Rs)	Target (Rs)	Upside (%)
Ellenbarrie Industrial	Buy	549	680	24%
Bharti Airtel	Buy	1,907	2,285	20%
Ultratech Cement	Buy	12,419	14,600	18%
Lemon Tree Hotels	Buy	177	200	13%
Nippon AMC	Buy	834	930	12%

Technical Outlook

Nifty Technical Outlook

NIFTY (CMP : 25069) Nifty immediate support is at 25000 then 24900 zones while resistance at 25250 then 25350 zones. Now it has to hold above 25050 zones for an up move towards 25250 then 25350 zones while supports can be seen at 25000 then 24900 zones

1-Nifty50 - 15/09/25



Investment in securities market are subject to market risks, read all the related documents carefully before investing.

Bank Nifty Technical Outlook

16-Sep-25

BANK NIFTY (CMP : 54887) Bank Nifty support is at 54750 then 54500 zones while resistance at 55250 then 55555 zones. Now it has to hold above 54750 zones for an up move towards 55250 then 55555 zones while on the downside support is seen at 54750 then 54500 levels.

1-Niftybank - 15/09/25



Investment in securities market are subject to market risks, read all the related documents carefully before investing.

Sectoral Performance

16-Sep-25

Indices	Closing	% Change			
	15-Sep	1-day	2-days	3-days	5-days
NIFTY 50	25069	-0.18%	0.25%	0.38%	1.20%
NIFTY BANK	54888	0.14%	0.40%	0.65%	1.29%
NIFTY MIDCAP 100	58486	0.44%	0.76%	0.84%	1.96%
NIFTY SMALLCAP 250	17254	0.64%	0.96%	0.95%	1.88%
NIFTY FINANCIAL SERVICES	26393	0.11%	0.82%	1.03%	1.74%
NIFTY PRIVATE BANK	26719	0.00%	0.41%	0.71%	1.46%
NIFTY PSU BANK	7099	0.60%	0.33%	1.07%	3.05%
NIFTY IT	35902	-0.58%	-0.28%	-0.78%	4.64%
NIFTY FMCG	56551	-0.01%	-0.72%	-0.54%	0.68%
NIFTY OIL & GAS	11124	0.30%	0.34%	1.44%	1.50%
NIFTY PHARMA	22199	-0.64%	-0.11%	0.35%	1.53%
NIFTY AUTO	26761	-0.39%	0.06%	-0.27%	-1.58%
NIFTY METAL	9891	0.07%	1.00%	1.35%	1.78%
➔ NIFTY REALTY	906	2.41%	2.47%	2.47%	3.32%
NIFTY INDIA DEFENCE	8100	0.69%	5.10%	4.94%	7.45%

- Among the sectoral indices Nifty Realty was the top gainer with marginal gains in defence.

Investment in securities market are subject to market risks, read all the related documents carefully before investing.

SIEMENS

(Mcap ₹ 1,17,295 Cr.)

F&O Stock, MTF Stock

- Falling supply trendline breakout on daily chart.
- Large bodied bullish candle.
- Bounce up from 200 DEMA support zones.
- Rise in volumes visible.
- MACD momentum indicator showing strength.
- We recommend to buy the stock at CMP ₹3293 with a SL of ₹3140 and a TGT of ₹3475.



Technical Stocks On Radar

JIOFIN

(CMP: 315, Mcap ₹ 2,00,351 Cr.)

F&O Stock, MTF stock

- Stock has formed a base around 50 DEMA.
- Strong bullish candle with rise in volumes.
- Stochastic indicator rising.
- Immediate support at 307.

PHOENIXLTD

(CMP: 1587, Mcap ₹ 56,766 Cr.)

F&O Stock, MTF stock

- Falling supply trendline breakout.
- Cross above 200 DEMA support zones.
- High volumes on up moves.
- RSI momentum indicator rising.
- Immediate support at 1540.



16-Sep-25

Derivative Outlook

Nifty : Option Data

16-Sep-25

- Maximum Call OI is at 25100 then 25500 strike while Maximum Put OI is at 25000 then 25100 strike.
- Call writing is seen at 25100 then 25150 strike while Put writing is seen at 25100 then 25050 strike.
- Option data suggests a broader trading range in between 24700 to 25300 zones while an immediate range between 24900 to 25200 levels.

Nifty 50 OI Chart(16 Sep 2025)




Investment in securities market are subject to market risks, read all the related documents carefully before investing.

Option - Buying side strategy

Index	Single Leg Buying	Multi Leg Strategy
Nifty (Weekly)	25050 CE if it holds above 25050	Bull Call Spread (Buy 25050 CE and Sell 25150 CE) at net premium cost of 40-50 points
Sensex (Weekly)	82100 CE if it holds above 81600	Bull Call Spread (Buy 82100 CE and Sell 82300 CE) at net premium cost of 70-80 points
Bank Nifty (Monthly)	55600 CE if it holds above 54750	Bull Call Spread (Buy 55500 CE and Sell 55500 CE) at net premium cost of 220-230 points

Option - Selling side strategy

Index	Writing
Nifty (Weekly)	24900 PE & 25250 CE
Sensex (Weekly)	79500 PE & 83500 CE
Bank Nifty (Monthly)	53200 PE & 56500 CE

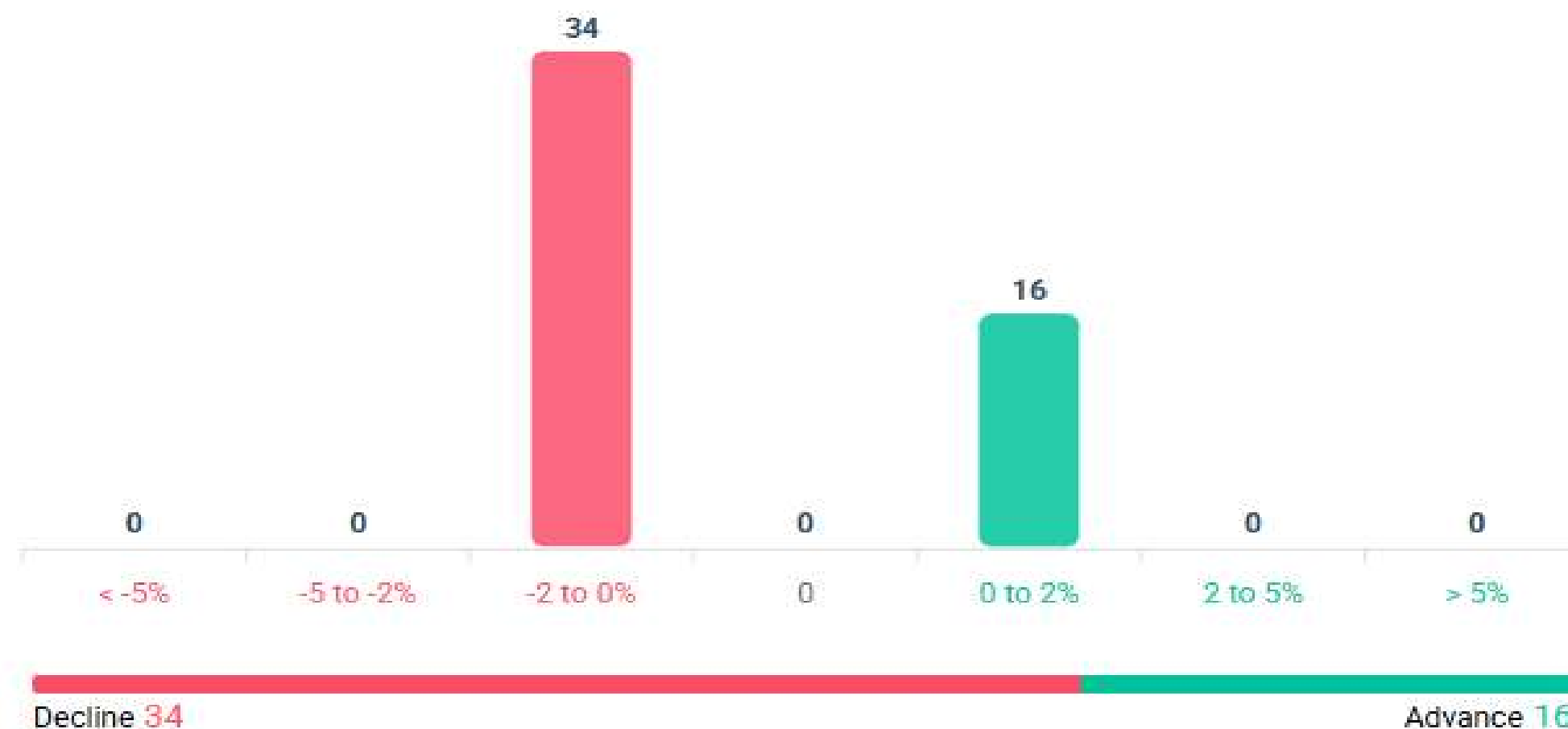
Weekly Option Range for Option Writers based on Different Confidence Band								
Date		16-Sep-25	Weekly Expiry		16-Sep-25	Days to weekly expiry		1
Nifty		25069	India VIX		10.4			
Confidence Band	Probability	% Away From Spot	Range					
			Put	Premium	Call	Premium		Types of Trades
1.00	68%	± 0.5%	24950	13	25150	26	39	Aggressive
1.25	79%	± 0.7%	24900	10	25200	14	24	Less Aggressive
1.75	92%	± 0.9%	24850	7	25250	8	15	Conservative
Date		16-Sep-25	Monthly Expiry		30-Sep-25	Days to weekly expiry		11
Bank Nifty		54888						
Confidence Band	Probability	% Away From Spot	Range				Total Premium (Put + Call)	Types of Trades
			Put	Premium	Call	Premium		
1.00	68%	± 1.6%	54000	125	55800	170	295	Aggressive
1.25	79%	± 2.0%	53800	102	56000	124	226	Less Aggressive
1.50	87%	± 2.5%	53500	73	56300	76	150	Neutral
1.75	92%	± 2.9%	53300	61	56500	55	116	Conservative
2.00	95%	± 3.3%	53100	51	56700	40	91	Most Conservative
Investments in securities markets are subject to market risks. Please read all related documents carefully.								

Nifty Advance Decline & Ban update

Stocks in Ban: RBLBANK, OFSS, HFCL, ANGELONE

Advance & Decline

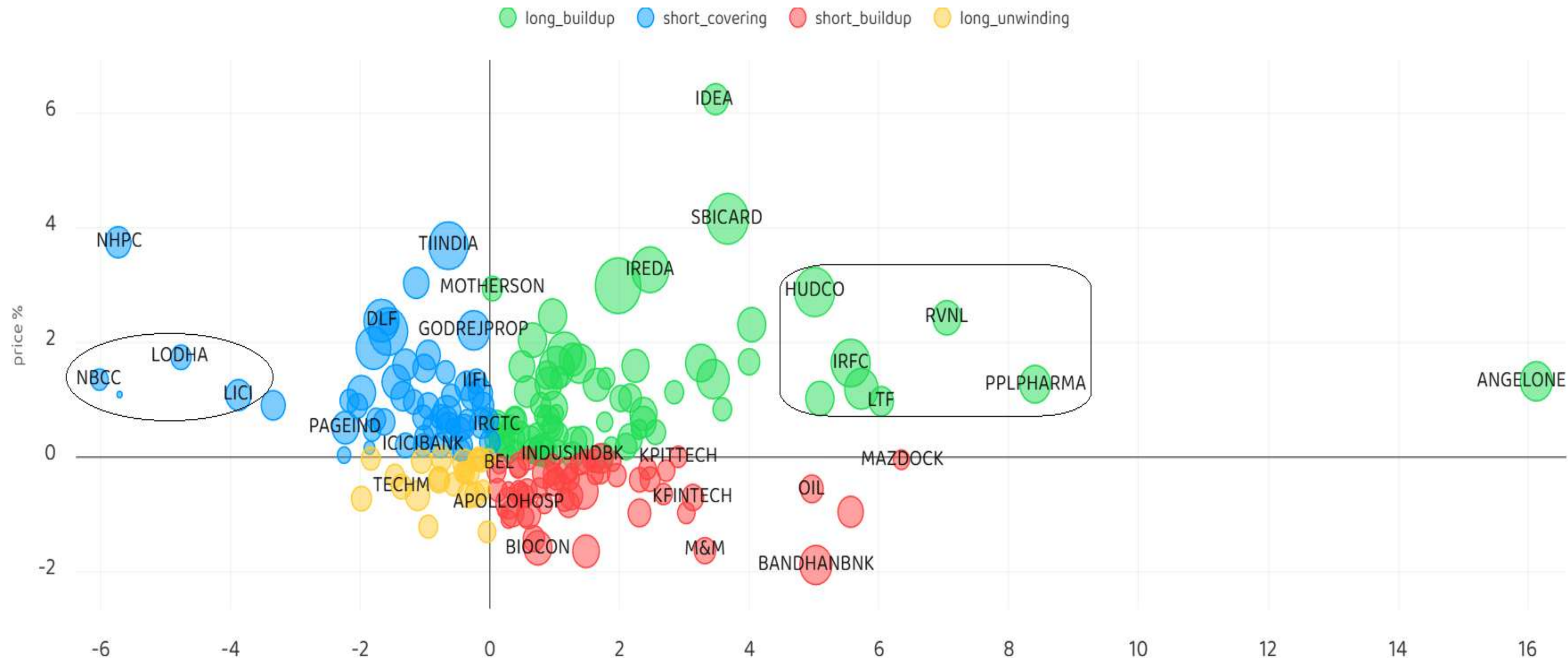
All FNO **Nifty 50** Bank Nifty Fin Nifty



Investment in securities market are subject to market risks, read all the related documents carefully before investing.

Stocks : Derivatives Outlook

16-Sep-25



Investment in securities market are subject to market risks, read all the related documents carefully before investing.

Stocks : Options on radar

Stock	Call Strike	Trade	Buying Range	SL	TGT	Logic
JINDALSTEL	1050 CE	Buy	17-18	13	26	Long Built up
BHARATFORG	1240 CE	Buy	25-26	20	36	Short Covering
ALKEM	5500 CE	Buy	114-115	94	155	Long Built up

Stock	Put Strike	Trade	Buying Range	SL	TGT	Logic
ASIANPAINT	2500 PE	Buy	32-33	22	53	Short Built up
INFY	1520 PE	Buy	29-30	23	42	Short Built up

Quant Outlook

Quant Intraday Sell Ideas

What is this?

Based on technical indicators this strategy gives 2 stocks that have a high likelihood to fall during the day (from open to close). This is an intraday Sell strategy which can provide a good cushioning during a black swan event.

Today's **Sell** Ideas:

Stock Names	Close Price	SL (1%)	TP (1%)
DALBHARAT (Sell)	2,415.0	2,439.2	2,390.9
EXIDEIND (Sell)	415.7	419.8	411.5

What are the rules?

- Stock names will be given at market open (9:15 am)
- Recommended time to entry: between 9:15 to 9:30 am.
- Entry: We short 2 stocks daily (intraday)
- Exit: we will exit at 3:15 as this is an intraday call
- SL: is placed at 1% of the open.
- Book profit: At 1% fall since open.
- In special situations the book profit might be delayed if the stock is in free fall.

Siddhartha Khemka
Head – Retail Research

Chandan Taparia, CMT, CFTE
Head – Derivatives & Technical Research

Neil Jha
Head – Quant

Disclosures:
The following Disclosures are being made in compliance with the SEBI Research Analyst Regulations 2014 (herein after referred to as the Regulations).

Motilal Oswal Financial Services Ltd. (MOFSL) is a SEBI Registered Research Analyst having registration no. INH000000412 and BSE enlistment no. 5028. MOFSL, the Research Entity (RE) as defined in the Regulations, is engaged in the business of providing Stock broking services, Depository participant services & distribution of various financial products. MOFSL is a listed public company, the details in respect of which are available on www.motilaloswal.com. MOFSL is registered with the Securities & Exchange Board of India (SEBI) and is a registered Trading Member with National Stock Exchange of India Ltd. (NSE) and Bombay Stock Exchange Limited (BSE), Multi Commodity Exchange of India Limited (MCX) and National Commodity & Derivatives Exchange Limited (NCDEX) for its stock broking activities & is Depository participant with Central Depository Services Limited (CDSL) National Securities Depository Limited (NSDL),NERL, COMRIS and CCRL and is member of Association of Mutual Funds of India (AMFI) for distribution of financial products and Insurance Regulatory & Development Authority of India (IRDA) as Corporate Agent for insurance products and is a member of Association of Portfolio Managers in India (APMI) for distribution of PMS products. Details of associate entities of Motilal Oswal Financial Services Ltd. are available on the website at <http://onlinereports.motilaloswal.com/Dormant/documents/Associate%20Details.pdf>

Details of pending Enquiry Proceedings of Motilal Oswal Financial Services Limited are available on the website at <https://galaxy.motilaloswal.com/ResearchAnalyst/PublishViewLitigation.aspx>

MOFSL, it’s associates, Research Analyst or their relatives may have any financial interest in the subject company. MOFSL and/or its associates and/or Research Analyst or their relatives may have actual beneficial ownership of 1% or more securities in the subject company at the end of the month immediately preceding the date of publication of the Research Report or date of the public appearance. MOFSL and its associate company(ies), their directors and Research Analyst and their relatives may have any other potential conflict of interests at the time of publication of the research report or at the time of public appearance, however the same shall have no bearing whatsoever on the specific recommendations made by the analyst(s), as the recommendations made by the analyst(s) are completely independent of the views of the associates of MOFSL even though there might exist an inherent conflict of interest in some of the stocks mentioned in the research report..

- In the past 12 months, MOFSL or any of its associates may have:
- a) Received any compensation/other benefits from the subject company of this report.
 - b) Managed or co-managed public offering of securities from subject company of this research report.
 - c) Received compensation for investment banking or merchant banking or brokerage services from subject company of this research report.
 - d) Received compensation for products or services other than investment banking or merchant banking or brokerage services from the subject company of this research report.

- MOFSL and it’s associates have not received any compensation or other benefits from the subject company or third party in connection with the research report.
- Subject Company may have been a client of MOFSL or its associates during twelve months preceding the date of distribution of the research report.
 - Research Analyst may have served as director/officer/employee in the subject company.
 - MOFSL and research analyst may engage in market making activity for the subject company.

- MOFSL and its associate company(ies), and Research Analyst and their relatives from time to time may have:
- a) A long or short position in, act as principal in, and buy or sell the securities or derivatives thereof of companies mentioned herein.
 - b) Be engaged in any other transaction involving such securities and earn brokerage or other compensation or act as a market maker in the financial instruments of the company(ies) discussed herein or act as an advisor or lender/borrower to such company(ies) or may have any other potential conflict of interests with respect to any recommendation and other related information and opinions.; however the same shall have no bearing whatsoever on the specific recommendations made by the analyst(s), as the recommendations made by the analyst(s) are completely independent of the views of the associates of MOFSL even though there might exist an inherent conflict of interest in some of the stocks mentioned in the research report.

Above disclosures include beneficial holdings lying in demat account of MOFSL which are opened for proprietary investments only. While calculating beneficial holdings, It does not consider demat accounts which are opened in name of MOFSL for other purposes (i.e holding client securities, collaterals, error trades etc.). MOFSL also earns DP income from clients which are not considered in above disclosures.

To enhance transparency, MOFSL has incorporated a Disclosure of Interest Statement in this document. This should, however, not be treated as endorsement of the views expressed in the report. MOFSL and / or its affiliates do and seek to do business including investment banking with companies covered in its research reports. As a result, the recipients of this report should be aware that MOFSL may have a potential conflict of interest that may affect the objectivity of this report.

Terms & Conditions:

This report has been prepared by MOFSL and is meant for sole use by the recipient and not for circulation. The report and information contained herein is strictly confidential and may not be altered in any way, transmitted to, copied or distributed, in part or in whole, to any other person or to the media or reproduced in any form, without prior written consent of MOFSL. The report is based on the facts, figures and information that are considered true, correct, reliable and accurate. The intent of this report is not recommendatory in nature. The information is obtained from publicly available media or other sources believed to be reliable. Such information has not been independently verified and no guaranty, representation of warranty, express or implied, is made as to its accuracy, completeness or correctness. All such information and opinions are subject to change without notice. The report is prepared solely for informational purpose and does not constitute an offer document or solicitation of offer to buy or sell or subscribe for securities or other financial instruments for the clients. Though disseminated to all the customers simultaneously, not all customers may receive this report at the same time. MOFSL will not treat recipients as customers by virtue of their receiving this report.

Analyst Certification

The views expressed in this research report accurately reflect the personal views of the analyst(s) about the subject securities or issues, and no part of the compensation of the research analyst(s) was, is, or will be directly or indirectly related to the specific recommendations and views expressed by research analyst(s) in this report.

Investment in securities market are subject to market risks, read all the related documents carefully before investing.

Disclosure of Interest Statement

Analyst ownership of the stock No

A graph of daily closing prices of securities is available at www.nseindia.com, www.bseindia.com. Research Analyst views on Subject Company may vary based on Fundamental research and Technical Research. Proprietary trading desk of MOFSL or its associates maintains arm’s length distance with Research Team as all the activities are segregated from MOFSL research activity and therefore it can have an independent view with regards to subject company for which Research Team have expressed their views.

Regional Disclosures (outside India)

This report is not directed or intended for distribution to or use by any person or entity resident in a state, country or any jurisdiction, where such distribution, publication, availability or use would be contrary to law, regulation or which would subject MOFSL & its group companies to registration or licensing requirements within such jurisdictions.

For Hong Kong:

This report is distributed in Hong Kong by Motilal Oswal capital Markets (Hong Kong) Private Limited, a licensed corporation (CE AYY-301) licensed and regulated by the Hong Kong Securities and Futures Commission (SFC) pursuant to the Securities and Futures Ordinance (Chapter 571 of the Laws of Hong Kong) “SFO”. As per SEBI (Research Analyst Regulations) 2014 Motilal Oswal Financial Services Limited (SEBI Reg No. INH000000412) has an agreement with Motilal Oswal capital Markets (Hong Kong) Private Limited for distribution of research report in Hong Kong. This report is intended for distribution only to “Professional Investors” as defined in Part I of Schedule 1 to SFO. Any investment or investment activity to which this document relates is only available to professional investor and will be engaged only with professional investors.” Nothing here is an offer or solicitation of these securities, products and services in any jurisdiction where their offer or sale is not qualified or exempt from registration. The Indian Analyst(s) who compile this report is/are not located in Hong Kong & are not conducting Research Analysis in Hong Kong.

For U.S.

MOTILAL Oswal Financial Services Limited (MOFSL) is not a registered broker - dealer under the U.S. Securities Exchange Act of 1934, as amended (the "1934 act") and under applicable state laws in the United States. In addition MOFSL is not a registered investment adviser under the U.S. Investment Advisers Act of 1940, as amended (the "Advisers Act" and together with the 1934 Act, the "Acts"), and under applicable state laws in the United States. Accordingly, in the absence of specific exemption under the Acts, any brokerage and investment services provided by MOFSL, including the products and services described herein are not available to or intended for U.S. persons. This report is intended for distribution only to "Major Institutional Investors" as defined by Rule 15a-6(b)(4) of the Exchange Act and interpretations thereof by SEC (henceforth referred to as "major institutional investors"). This document must not be acted on or relied on by persons who are not major institutional investors. Any investment or investment activity to which this document relates is only available to major institutional investors and will be engaged in only with major institutional investors. In reliance on the exemption from registration provided by Rule 15a-6 of the U.S. Securities Exchange Act of 1934, as amended (the "Exchange Act") and interpretations thereof by the U.S. Securities and Exchange Commission ("SEC") in order to conduct business with Institutional Investors based in the U.S., MOFSL has entered into a chaperoning agreement with a U.S. registered broker-dealer, Motilal Oswal Securities International Private Limited. ("MOSIPL"). Any business interaction pursuant to this report will have to be executed within the provisions of this chaperoning agreement.

The Research Analysts contributing to the report may not be registered /qualified as research analyst with FINRA. Such research analyst may not be associated persons of the U.S. registered broker-dealer, MOSIPL, and therefore, may not be subject to NASD rule 2711 and NYSE Rule 472 restrictions on communication with a subject company, public appearances and trading securities held by a research analyst account.

For Singapore

In Singapore, this report is being distributed by Motilal Oswal Capital Markets (Singapore) Pte. Ltd. (“MOCMSPL”) (UEN 201129401Z), which is a holder of a capital markets services license and an exempt financial adviser in Singapore. This report is distributed solely to persons who (a) qualify as “institutional investors” as defined in section 4A(1)(c) of the Securities and Futures Act of Singapore (“SFA”) or (b) are considered "accredited investors" as defined in section 2(1) of the Financial Advisers Regulations of Singapore read with section 4A(1)(a) of the SFA. Accordingly, if a recipient is neither an “institutional investor” nor an “accredited investor”, they must immediately discontinue any use of this Report and inform MOCMSPL .

In respect of any matter arising from or in connection with the research you could contact the following representatives of MOCMSPL. In case of grievances for any of the services rendered by MOCMSPL write to grievances@motilaloswal.com.

Nainesh Rajani

Email: nainesh.rajani@motilaloswal.com

Contact: (+65) 8328 0276

Disclaimer:
This report is intended for distribution to Retail Investors.

The report and information contained herein is strictly confidential and meant solely for the selected recipient and may not be altered in any way, transmitted to, copied or distributed, in part or in whole, to any other person or to the media or reproduced in any form, without prior written consent. This report and information herein is solely for informational purpose and may not be used or considered as an offer document or solicitation of offer to buy or sell or subscribe for securities or other financial instruments. Nothing in this report constitutes investment, legal, accounting and tax advice or a representation that any investment or strategy is suitable or appropriate to your specific circumstances. The securities discussed and opinions expressed in this report may not be suitable for all investors, who must make their own investment decisions, based on their own investment objectives, financial positions and needs of specific recipient. This may not be taken in substitution for the exercise of independent judgment by any recipient. Each recipient of this document should make such investigations as it deems necessary to arrive at an independent evaluation of an investment in the securities of companies referred to in this document (including the merits and risks involved), and should consult its own advisors to determine the merits and risks of such an investment. The investment discussed or views expressed may not be suitable for all investors. Certain transactions -including those involving futures, options, another derivative products as well as non-investment grade securities - involve substantial risk and are not suitable for all investors. No representation or warranty, express or implied, is made as to the accuracy, completeness or fairness of the information and opinions contained in this document. The Disclosures of Interest Statement incorporated in this document is provided solely to enhance the transparency and should not be treated as endorsement of the views expressed in the report. This information is subject to change without any prior notice. The Company reserves the right to make modifications and alternations to this statement as may be required from time to time without any prior approval. MOFSL, its associates, their directors and the employees may from time to time, effect or have effected an own account transaction in, or deal as principal or agent in or for the securities mentioned in this document. They may perform or seek to perform investment banking or other services for, or solicit investment banking or other business from, any company referred to in this report. Each of these entities functions as a separate, distinct and independent of each other. The recipient should take this into account before interpreting the document. This report has been prepared on the basis of information that is already available in publicly accessible media or developed through analysis of MOFSL. The views expressed are those of the analyst, and the Company may or may not subscribe to all the views expressed therein. This document is being supplied to you solely for your information and may not be reproduced, redistributed or passed on, directly or indirectly, to any other person or published, copied, in whole or in part, for any purpose. This report is not directed or intended for distribution to, or use by, any person or entity who is a citizen or resident of or located in any locality, state, country or other jurisdiction, where such distribution, publication, availability or use would be contrary to law, regulation or which would subject MOFSL to any registration or licensing requirement within such jurisdiction. The securities described herein may or may not be eligible for sale in all jurisdictions or to certain category of investors. Persons in whose possession this document may come are required to inform themselves of and to observe such restriction. Neither the Firm, not its directors, employees, agents or representatives shall be liable for any damages whether direct or indirect, incidental, special or consequential including lost revenue or lost profits that may arise from or in connection with the use of the information. The person accessing this information specifically agrees to exempt MOFSL or any of its affiliates or employees from, any and all responsibility/liability arising from such misuse and agrees not to hold MOFSL or any of its affiliates or employees responsible for any such misuse and further agrees to hold MOFSL or any of its affiliates or employees free and harmless from all losses, costs, damages, expenses that may be` suffered by the person accessing this information due to any errors and delays.

This report is meant for the clients of Motilal Oswal only.

Investment in securities market are subject to market risks. Read all the related documents carefully before investing.

Registration granted by SEBI, enlistment as RA with Exchange and certification from NISM in no way guarantee performance of the intermediary or provide any assurance of returns to investors

Registered Office Address: Motilal Oswal Tower, Rahimtullah Sayani Road, Opposite Parel ST Depot, Prabhadevi, Mumbai-400025; Tel No.: 022 - 71934200 / 71934263; www.motilaloswal.com. Correspondence Address: Palm Spring Centre, 2nd Floor, Palm Court Complex, New Link Road, Malad (West), Mumbai- 400 064. Tel No: 022 71881000. Details of Compliance Officer: Neeraj Agarwal, Email Id: na@motilaloswal.com, Contact No.:022-40548085.

Grievance Redressal Cell:	
Contact Person	Contact No. Email ID
Ms. Hemangi Date	022 40548000 / 022 67490600 query@motilaloswal.com
Ms. Kumud Upadhyay	022 40548082 servicehead@motilaloswal.com
Mr. Ajay Menon	022 40548083 am@motilaloswal.com
Mr. Neeraj Agarwal	022 40548085 na@motilaloswal.com
Mr. Siddhartha Khemka	022 50362452 po.research@motilaloswal.com

Registration details of group entities.: Motilal Oswal Financial Services Ltd. (MOFSL): INZ000158836 (BSE/NSE/MCX/NCDEX); CDSL and NSDL: IN-DP-16-2015; Research Analyst: INH000000412, BSE enlistment no. 5028 . AMFI: ARN .: 146822. IRDA Corporate Agent – CA0579, APMI: APRN00233. Motilal Oswal Financial Services Ltd. is a distributor of Mutual Funds, PMS, Fixed Deposit, Insurance, Bond, NCDs and IPO products.

Customer having any query/feedback/ clarification may write to query@motilaloswal.com. In case of grievances for any of the services rendered by Motilal Oswal Financial Services Limited (MOFSL) write to grievances@motilaloswal.com, for DP to dpgrievances@motilaloswal.com.