

Larsen & Toubro

BSE SENSEX

81,716

S&P CNX

25,057



Bloomberg	LT IN
Equity Shares (m)	1376
M.Cap.(INRb)/(USDb)	5053.4 / 57
52-Week Range (INR)	3964 / 2965
1, 6, 12 Rel. Per (%)	1/0/0
12M Avg Val (INR M)	7328

Financials & Valuations (INR b)

Y/E MARCH	FY26E	FY27E	FY28E
Net Sales	2,967.9	3,410.0	3,910.3
EBITDA	310.8	360.1	415.0
PAT	179.4	213.2	254.3
EPS (INR)	130.5	155.1	185.0
GR. (%)	22.2	18.9	19.3
BV/Sh (INR)	800.3	907.2	1,034.7

Ratios

ROE (%)	17.3	18.2	19.1
RoCE (%)	9.7	10.4	11.2
Payout (%)	31.1	31.1	31.1

Valuations

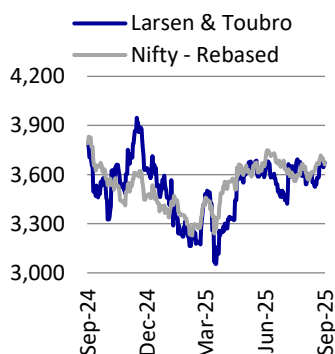
P/E (X)	28.2	23.7	19.9
P/BV (X)	4.6	4.0	3.6
EV/EBITDA (X)	16.3	14.0	12.2
Div Yield (%)	1.1	1.3	1.6

Shareholding pattern (%)

As On	Jun-25	Mar-25	Jun-24
Promoter	0.0	0.0	0.0
DII	43.2	42.5	38.7
FII	20.2	20.7	23.9
Others	36.5	36.8	37.4

FII Includes depository receipts

Stock performance (one-year)



CMP:INR3,674

TP: INR4,300 (+17%)

Buy

Execution momentum to continue

Our recent meeting with LT reinforces our thesis that execution growth will remain strong for the company over the next few years, driven by a strong order book. The company is selectively eyeing projects from domestic markets and expects international ordering to keep supporting growth. Though lower oil prices can impact decision-making in international projects in the near term, LT's focus on gas, renewable and maintenance capex of existing oil fields will keep driving the inflows. LT is also focusing on next phase of Lakshya for FY26-31 and while remaining focused on EPC, company is focusing on growing these four new businesses which were seeded during Lakshya 2026 – real estate, semiconductor, green energy and data centre and will grow these in future. We maintain our estimates for LT and reiterate our BUY rating with an SoTP-based TP of INR4,300, valuing core E&C at 28x Sep'27E EPS.

Strong order book to sustain execution growth

LT has an order book of INR6.1t as of 1QFY26. Core E&C revenue growth over the last three years and in 1QFY26 was largely driven by international projects, and we expect a similar trend to continue in the future too, as execution is ramping up across mega projects in the Middle East. We expect that strong execution growth in international projects will more than compensate for weaker growth in domestic revenue. We bake in core E&C revenue growth of 17%/15%/15% for FY26/27/28E.

Opportunities from domestic and international

LT's international order inflows have more than compensated for the flat trend in domestic inflows. With an overall prospect pipeline of INR15t for the remaining fiscal, the company is eyeing projects across thermal, nuclear, hydroelectric, renewable, urban infra, buildings and factories, state irrigation projects and defense in the domestic segment and gas, renewable and maintenance capex of existing oil fields in the international segment. The recent order inflows of INR230b in thermal from Adani, a significant order in nuclear from NPCIL, and other large orders in power T&D, heavy civil, high speed rail, renewable, and metals and minerals indicate momentum in these segments in domestic markets. International inflows so far in 1H FY26 have come from hydrocarbon, gas and power T&D.

Defense segment to grow at a faster pace

LT's defense vertical is housed in the hi-tech manufacturing segment and has a prospect pipeline of INR215b. The company focuses on Naval systems, weapon systems, engineering and ground systems and sensors and communications. LT is eyeing projects across platforms and is collaborating with technology start-ups to strengthen its portfolio. LT has also entered into a strategic partnership with BEL to respond to the EoI issued for the AMCA project. L&T will bring its expertise in aerospace structures and systems integration, while BEL will contribute for avionics and defence electronics. During FY23-25, LT's defense order inflows stood at INR121b/INR103b/INR133b and the revenue CAGR stood at 36%. This segment, though still small, is expected to grow much faster than the core E&C division.

Teena Virmani - Research Analyst (Teena.Virmani@MotilalOswal.com)

Prerit Jain - Research Analyst (Prerit.Jain@MotilalOswal.com)

Investors are advised to refer through important disclosures made at the last page of the Research Report.

Motilal Oswal research is available on www.motilaloswal.com/Institutional-Equities, Bloomberg, Thomson Reuters, Factset and S&P Capital.

Prospect pipeline and win rate remain strong

The company has a prospect pipeline of INR15t spread across international (INR9t) and domestic (INR6t), and this pipeline has seen some adjustments after 4QFY25 due to the deferment of some prospects in international markets and some water-related projects in domestic markets. However, with a win rate of 18-20% in the prospect pipeline, the company can target inflows of INR3-3.2t, translating into 10% YoY growth in total inflows in FY26. LT's win rate in thermal power projects is much higher than its overall business as it is largely a two-player market. Its win rate is also higher in defense as the company works with clients for specific requirements in defense tendering.

Future focus areas of growth beyond core E&C

- **Real Estate:** In the Realty business, the company is primarily focusing on Tier-1 cities and has been actively scaling up its presence through a mix of land acquisitions and joint development projects. The company has around 75mn sq ft under development (launched + to be launched) and it intends to maintain a ratio of 25% for commercial and 75% for residential going forward. LT is scaling up its operations in this segment and plans to consider its IPO by FY27 end or early FY28.
- **Green Hydrogen:** L&T Energy GreenTech (LTEG) recently secured a major order from IOCL to set up India's largest green hydrogen plant at Panipat, with a capacity of 10,000 TPA, supported by in-house electrolyser manufacturing at Hazira. With potential export opportunities, LT intends to expand its electrolyser manufacturing facility at Hazira to 1 GW from the current capacity of 400 MW. The company has also partnered with Japan's ITOCHU to develop a 300 KTPA green ammonia project at Kandla and announced plans for an even larger 1.8 MTPA facility at Paradip.
- **Semiconductor:** In semiconductors, LT is primarily into the designing of analog semiconductors, which is mainly for industrial applications. The company acquired a 100% stake in SiliConch Systems to strengthen its presence in fabless semiconductors. Further, the company has allocated USD100m for this segment.
- **Data centers:** The company has acquired a stake in E2E Networks to strengthen its entry into the data center business, with a focus on accelerating cloud and AI-led innovations for Indian enterprises. Till date, it has commissioned 32 MW of data center capacity and aims to scale this up to 100 MW over the years. Importantly, the company intends to operate and manage these assets in-house, with no plans for divestment.

Financial outlook

We expect a CAGR of 11% in core EPC order inflows over FY25-28. With a strong track record of execution, we expect a 16% CAGR in core EPC revenue over the same period, with core EPC margin assumption of 8.5-8.8% for FY26-FY28. We thus expect a CAGR of 18%/21% in core EBITDA/PAT over FY25-28.

Valuation and view

At the current price, LT is trading at 29x/24x/20x P/E on FY26/27/28E earnings of core E&C. We maintain our estimates for core E&C and continue to value the company at 28x P/E two-year forward earnings for core business and a 25% holding company discount for subsidiaries. We maintain BUY with a revised TP of INR4,300, rolling forward to Sep'27E EPS (INR4,200 earlier).

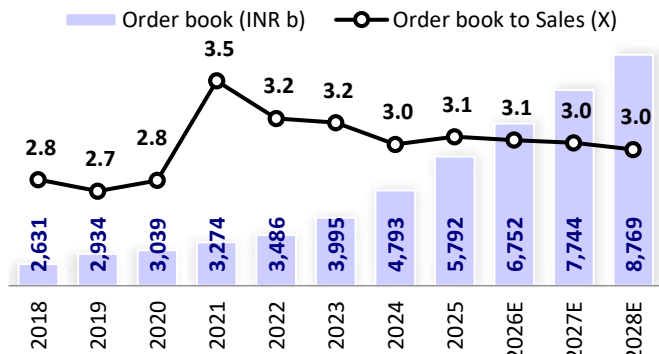
Key risks and concerns

A slowdown in order inflows, geopolitical issues, delays in the completion of mega and ultra-mega projects, a sharp rise in commodity prices, an increase in working capital, and increased competition are a few downside risks to our estimates.

Order book and inflows to sustain strong revenue growth

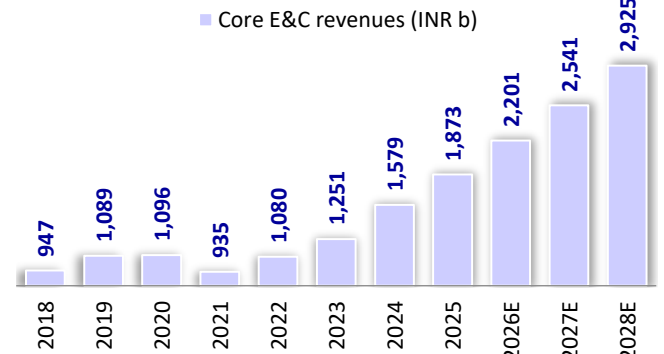
Core E&C revenue growth over the last three years and in 1QFY26 was largely driven by international projects, and we expect a similar trend to continue in future too, as execution is ramping up across mega projects in the Middle East. We expect that strong execution growth in international projects will more than compensate for weaker growth in domestic revenue.

Exhibit 1: Core E&C order book to grow at a CAGR of 15% over FY25-28



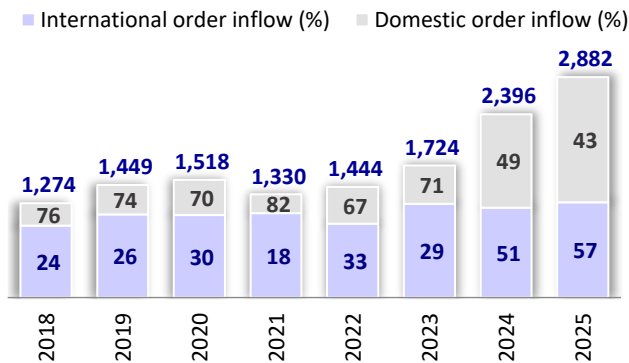
Source: MOFSL, Company

Exhibit 2: Core E&C revenue to clock a CAGR of 16% over FY25-28



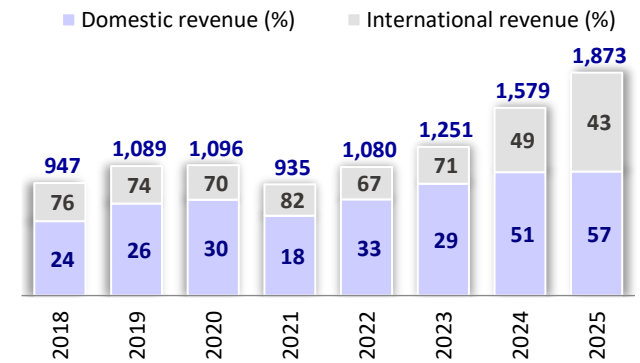
Source: MOFSL, Company

Exhibit 3: Share of international orders in total inflows has moved up (% INR b)



Source: MOFSL, Company

Exhibit 4: Similar trend was seen in higher share of international in total revenue (% INR b)



Source: MOFSL, Company

Exhibit 5: Order inflows announced YTD include two ultra-mega orders for its energy and hydrocarbon business

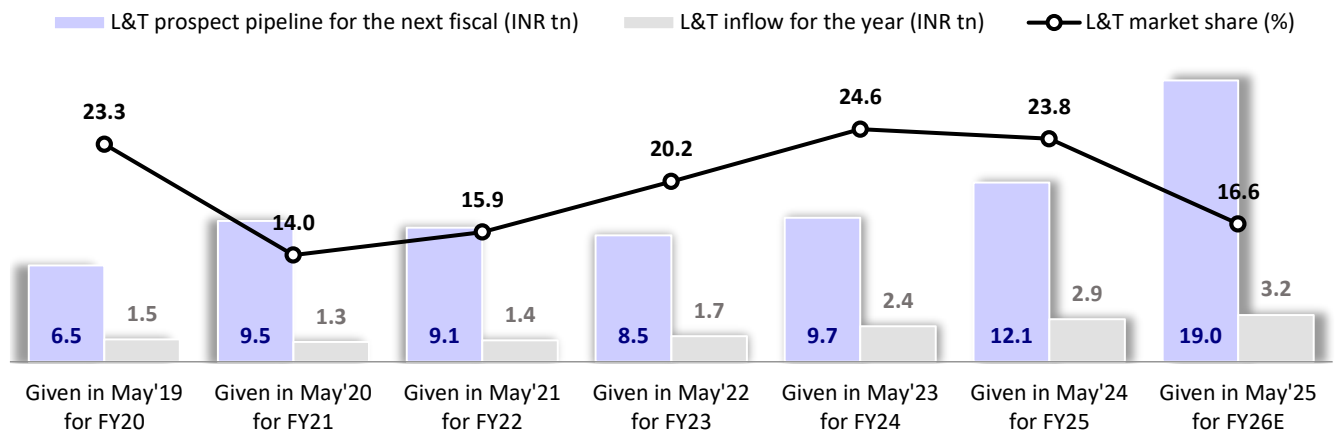
Date	Order description	Segment	Region	Customer	Tentative order size (INR b)
19-Sep-25	Its Construction Equipment (CE) business has received long-term aftersales support orders from major coal and cement producers for the supply of Komatsu mining equipment. The Rubber Processing Machinery (RPM) business of CE & IPDD has won multiple orders from leading tyre manufacturers in India. L&T Valves has secured multiple orders for polyvinyl chloride (PVC) and chlorinated polyvinyl chloride (CPVC) projects from major domestic companies.	Others	Domestic		10-25
17-Sep-25	In India, the order pertains to revamping power distribution with SCADA and smart technology integration in two towns. In UAE, the order pertains to design, delivery and construction of two ± 300 MVar STATCOM systems. In Oman, for establishing a 400/132 kV grid station, along with associated 400 kV transmission line segment.	Power T&D	Domestic International International		25-50
16-Sep-25	2x1000 Mwe Kudankulam nuclear power projects (KKNPP - 5 & 6) in Tamil Nadu.	Heavy Civil	Domestic	NPCIL	10-25
15-Sep-25	To construct 156 Route Km (RKM) of high-speed ballast less track (Package T1) for the Mumbai-Ahmedabad High Speed Rail (MAHSR) Corridor.	Heavy Civil	Domestic	NHSRCL	25-50
11-Aug-25	To set up eight state-of-the-art thermal power units, each with a capacity of 800 MW, totaling 6,400 MW of new generation capacity	Energy	Domestic	Adani Power	230
04-Aug-25	To develop a grid-connected 116 MWac Solar Photovoltaic (PV) plant integrated with a 241 MWh Battery Energy Storage System (BESS)	Renewables	Domestic		10-25
01-Aug-25	The scope encompasses design and engineering, procurement, complete site services including installation and commissioning of Calcine Storage, Leaching, Purification, and Electro-winning (Jumbo Cell House) plant.	Minerals & Metals	Domestic	Hindustan Zinc Limited	25-50
29-Jul-25	The order encompasses multiple offshore packages, and the scope includes engineering, procurement, construction and installation of offshore structures, along with the upgradation of existing facilities.	Hydrocarbon	International		>150
24-Jul-25	Construction of two towers on basement + ground + 39 floors configuration including an amenities-building. Construction of 21 residential towers, with the scope encompassing construction of RCC shell and core, architectural finishes, electrical, plumbing and sanitary fixtures, etc.	B&F	Domestic Domestic	Andhra Pradesh Capital Region Development Authority	25-50
10-Jun-25	In India, it has won an order to build 765kV and 400kV transmission line jobs pertaining to the integration of a Renewable Energy Zone in Andhra Pradesh. In the Middle East, the business has received orders to execute a set of 220kV and 132kV Gas Insulated Substations on turnkey basis.	Power T&D	Domestic International		50-100
09-Jun-25	Execution of Bhavali Pumped Storage Project (PSP) in the state of Maharashtra	Heavy Civil	Domestic	JSW Energy	10-25
03-Jun-25	EPC order for the Rajasthan Rural Water Supply and Fluorosis Mitigation Project – Phase II, Package-1 To strengthening and rehabilitation of the water supply system on the Kekri-Sarwar sector in Ajmer district.	Water	Domestic		10-25
01-Apr-25	Setting up a 765kV Gas Insulated Substation (GIS) in western India and another order for the turnkey construction of a transmission line associated with evacuation of power in the same region. In Saudi Arabia, the vertical has received orders for setting up two 380kV overhead lines. Turnkey orders for construction, supply, installation, testing and commissioning of two 132/11kV GIS in the UAE and for a 132kV GIS in Qatar. Further to this, additional orders have been received in ongoing projects in India and Oman.	Power T&D	Domestic International Both		25-50

Source: Company, MOFSL

Prospect pipeline remains strong

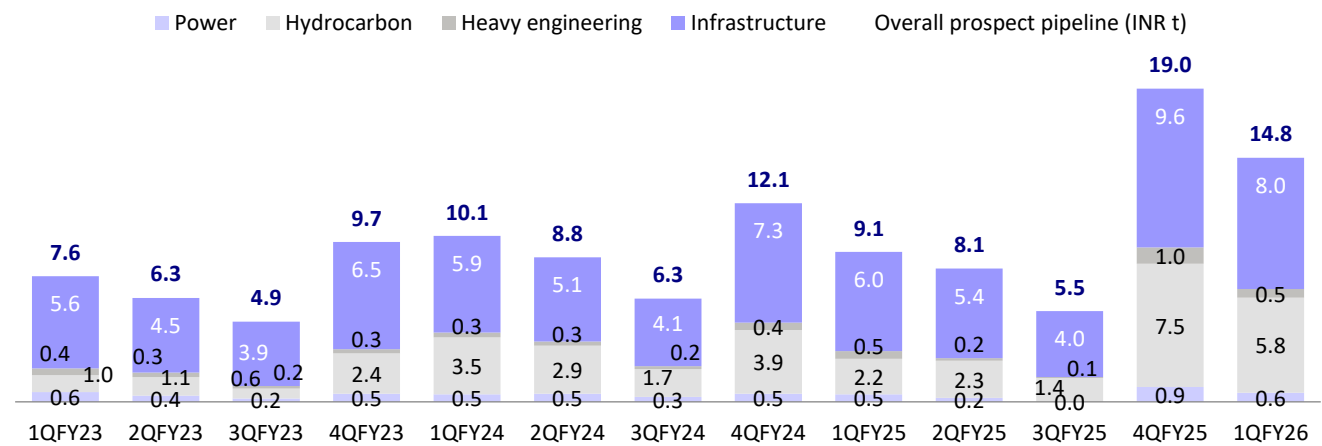
The company's prospect pipeline is strong, and we expect LT to maintain a win rate of 18-20% going forward. LT's prospect pipeline has seen some adjustments after 4QFY25 due to the deferment of some prospects in international markets and some water-related projects in domestic markets. However, with a win rate of 18-20% in the prospect pipeline of INR15t, the company can target inflows of INR3-3.2t, translating into 10% YoY growth in total inflows in FY26.

Exhibit 6: LT's prospect pipeline announced at the beginning of the year vs. LT's actual share during the year



Source: Company, MOFSL

Exhibit 7: Strong prospect pipeline of INR15t of LT for the remaining nine months led by infra and power segments (INR t)



Source: Company, MOFSL

Defense segment to benefit from strong pipeline

LT is well poised to leverage the government's Aatmanirbharta push across shipbuilding, artillery equipment, combat engineering equipment, electronic, etc. Additionally, a tender for four large-sized warships and landing platform docks (LPDs) worth ~INR800b is expected to be announced shortly, in which LT is likely to participate. Management indicated that the defense pipeline remains strong, with a better strike rate than that of E&C contracts.

Exhibit 8: MoD has released a list of items under TPCR 2025 — a 15-year plan detailing long-term modernization and indigenization of several items. LT could participate in several systems, sub-systems or components as listed below

Programs/Projects	Approx. Quantity
Indian Army	
Armored Fighting Vehicles Systems	
Active Protection System (APS) for Tank T-90 S/SK	800-850
Armour Protection	3000-3500
Future Ready Combat Vehicle (FRCV)	1700-1800
Light Tanks	300-400
Improved Ordnance & Recoil System	1500-1700
Situational Awareness System for Mechanized Forces	3500-4000
Power Pack for Infantry Combat Vehicles (ICV)	2000-2200
Remotely Piloted Aircraft and Systems	
Stealth RPAs	55-70
Special Optical Payload	20-30
Integrated Surveillance and Targeting System (ISAT-S) for Mechanized Forces	700-800
Unmanned Aerial Vehicle Launched Precision Guided Missiles (ULPGMs)	350-400
Missiles and Systems	
Air to Air Missile System for Helicopter	500-550
4th / 5th Generation ATGM	20,000-50,000
ATGM (Tank)	20,000-50,000
Indian Navy	
Missiles and Systems	
Anti-ship Missile System (ASMS)	50-70
Cruise Missile System	100-120
Ammunition	
Torpedo Defence System (TDS)	20-25
Warships and Vessels	
Next Generation Corvette	8-10
Next Generation Landing Craft (LCU)	8-10
Mine Counter Measure Vessels (MCMV)	12
Fleet Support Vessels	5-7
Diving Support Vessels	2
Multi-purpose vessel	1
Submarines and Systems	
Next Generation Submarine	6-8
Sensors	
Shipborne Direction Finding System (DF)	15-20
Submarine Sonar Suites	2-4
Air Surveillance Radar	15-20
Other Systems	
Combat Management Software (CMS) including Aircraft Control and Air Direction (ACAD)	1
Command and Control Systems	30-40
Integrated Platform Management System (IPMS)	15-20
Indian Airforce	
Remotely Piloted Aircraft and Systems	
High Altitude Long Endurance (HALE) UAVs	10-15
Stealth RPAs	55-70
Weapons and Systems	
Air to Surface Missile System	50-60
Anti-Radiation Missiles	20-30
Other Systems	
Airborne Early Warning and Control Systems (AWACS)	10-15
Air Defence Systems	8-10

Source: TPCR 2025, MOFSL

Next phase of Lakshya on cards




LT is also focusing on the next phase of Lakshya for FY26-31 and while remaining focused on EPC, LT is focusing on growing these four new businesses – real estate, semiconductor, green energy and data center, which were seeded during Lakshya 2026.

Exhibit 9: Current capabilities of LT in the said four segments and its future targets

	Real Estate	Green Energy	Data centers	Semiconductors
Current	❖ 75m sq.ft. under development (80% residential, 20% commercial)	❖ 400 MW electrolyzer capacity	❖ 32MW data center capacity	❖ Designing of analog chips
Target	❖ 100m sq.ft. (75% residential, 25% commercial)	❖ 1 GW electrolyzer capacity	❖ 100MW data center capacity	❖ Designing, manufacturing and commercializing of analog chips

Source: Company, MOFSL

Exhibit 10: Strategic plan (FY21-FY26) progress

Strat Plan Target				Current Status	
Rs Trillion, %	FY21	FY26	CAGR (FY21 - FY26)	FY25	CAGR (FY21 - FY25)
 Order Inflow	1.7	3.4	14%	3.6	19%
 Revenue	1.4	2.7	15%	2.6	17%
 ROE	10%	18%		16.3%	

Source: Company

Exhibit 11: The journey of improving return ratios at group level

(Amount in ₹ crore)						
FY25	P&M	IT&TS	FS	DP	Corporate	Total
Gross Revenue	190001	48453	15194	5372	0	255734 [#]
Segment Result (PBIT)	13452	7682	3491	757	1055	26438 [#]
Segment Funds Employed	38398	37703	23877	18063	31396	149437
Segment Result / Segment Funds Employed						
FY25	35.0% ↑	20.4% ↓	14.6% ↑	4.2% ↑	3.4% ↓	17.7% ↑
FY24	28.3%	23.2%	14.0%	5.3%	5.1%	17.5%
FY23	23.6%	24.6%	11.4%	2.0%	3.7%	14.9%
FY22	22.5%	23.8%	7.9%	-1.1%	4.5%	13.5%
FY21	21.9%	20.6%	7.4%	-0.9%	7.3%	12.7%

Source: Company

Valuation and recommendation

At the current price, LT is trading at 29x/24x/20x P/E on FY26/27/28E earnings of core E&C. We maintain our estimates for core E&C and continue to value the company at 28x P/E two-year forward earnings for core business and a 25% holding company discount for subsidiaries. We maintain BUY with a revised TP of INR4,300, rolling forward to Sep'27E EPS (INR4,200 earlier).

Exhibit 12: We roll forward our valuation and increase SOTP-based target price to INR4,300 based on Sep'27E EPS

	Earnings/ Book (Jun'27) (INR m)	Target multiple (X)	Value (INR b)	Valuation basis	Stake (%)	Value (INR b)	Sept-27 Per share (INR)
Core E&C business (consolidated)	1,60,181	28	4,405	P/E	100.0	4,405	3,204
L&T Finance Holdings			622	(at MOFSL TP)	66.0	410	298
LTI-Mindtree			1,775	(at MOFSL TP)	68.7	1,220	887
L&T Technology Services			456	(at MOFSL TP)	73.8	336	245
Hyderabad Metro	24,390	1.0	24	P/B	100.0	24	23
Power development	26,000	1.2	31	P/B	100.0	31	29
Total subsidiaries				25% holding co. disc.		1,516	1,112
Grand total							4,316

Source: Company, MOFSL

Financial Outlook

Exhibit 13: Core E&C order inflow trend (INR b)

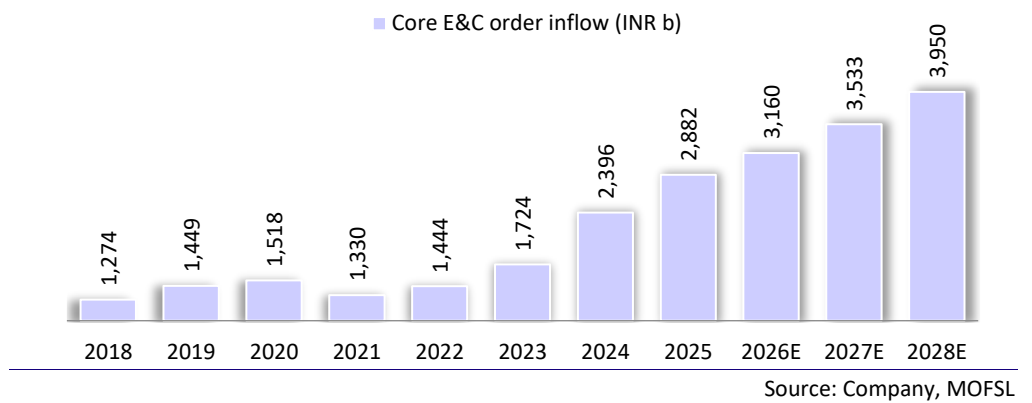


Exhibit 14: Geography-wise order inflow trend (INR b)

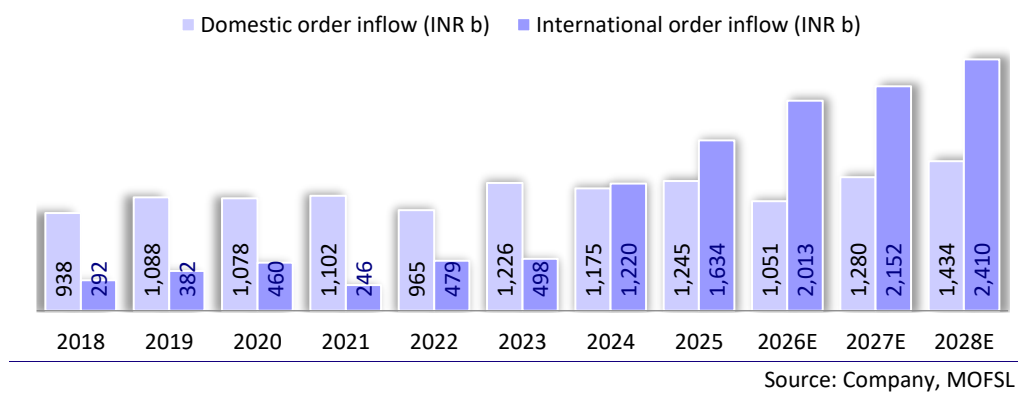


Exhibit 15: Robust tendering pipeline to support order book growth

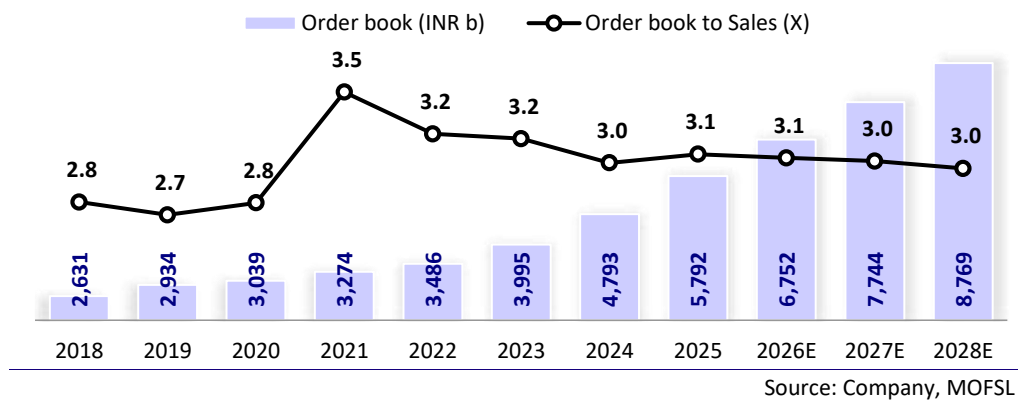
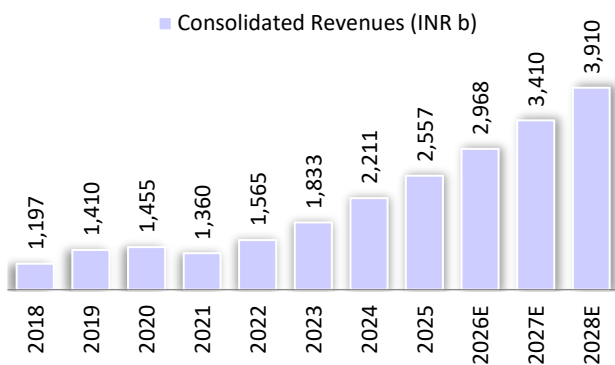
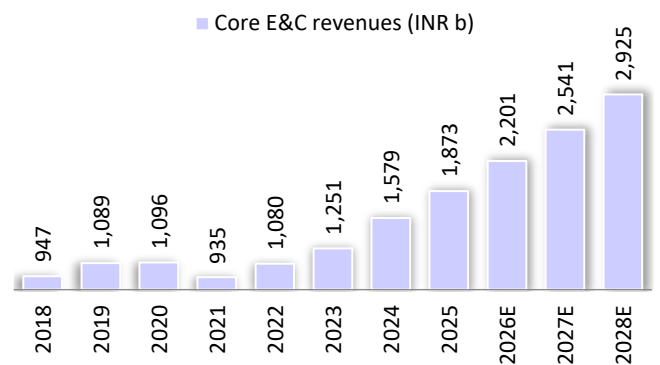


Exhibit 16: Consolidated revenue trend (INR b)



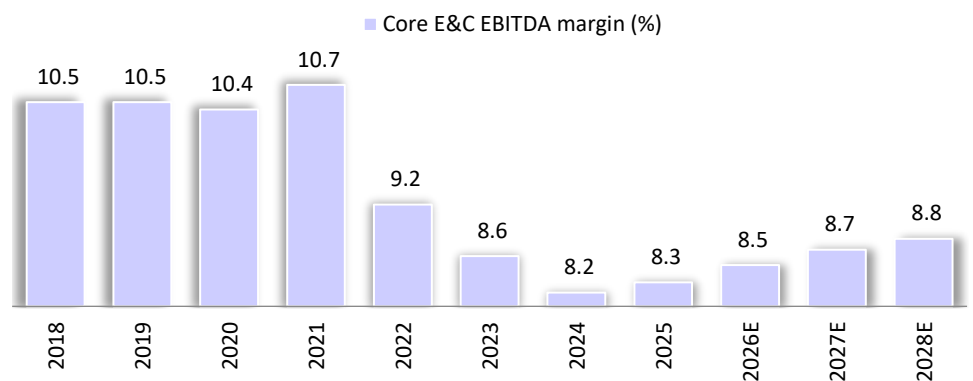
Source: Company, MOFSL

Exhibit 17: Core E&C revenue trend (INR b)



Source: Company, MOFSL

Exhibit 18: E&C EBITDA margin to improve as legacy projects are completed (%)



Source: Company, MOFSL

Financials and Valuation

Consolidated - Income Statement

(INR b)

Y/E March	FY20	FY21	FY22	FY23	FY24	FY25	FY26E	FY27E	FY28E
Total Income from Operations	1,455	1,360	1,565	1,833	2,211	2,557	2,968	3,410	3,910
Change (%)	3.2	-6.5	15.1	17.1	20.6	15.7	16.1	14.9	14.7
Raw Materials	974	867	997	1,166	1,460	1,710	1,984	2,280	2,614
Gross Profit	481	493	568	667	752	848	984	1,130	1,296
Employees Cost	231	248	297	372	412	468	543	624	715
Other Expenses	86	89	88	87	105	116	130	146	166
Total Expenditure	1,291	1,204	1,383	1,626	1,976	2,293	2,657	3,050	3,495
% of Sales	88.8	88.5	88.4	88.7	89.4	89.7	89.5	89.4	89.4
EBITDA	163	156	182	208	235	264	311	360	415
Margin (%)	11.2	11.5	11.6	11.3	10.6	10.3	10.5	10.6	10.6
Depreciation	25	29	29	35	37	41	42	49	54
EBIT	139	127	153	173	198	223	269	311	361
Int. and Finance Charges	28	39	31	32	35	33	34	36	38
Other Income	24	34	23	29	42	41	47	56	65
PBT bef. EO Exp.	134	122	144	170	204	231	281	332	388
EO Items	-7	-82	-1	-1	-1	-5	0	0	0
PBT after EO Exp.	141	205	145	171	205	236	281	332	388
Total Tax	33	41	42	45	49	59	73	88	101
Tax Rate (%)	23.2	33.2	29.1	26.2	24.1	25.0	26.1	26.4	26.0
Minority Interest	13	14	17	21	25	26	29	32	34
AI	1	0	1	-1	-0	-0	1	1	1
Reported PAT	95	151	87	105	131	150	179	213	254
Adjusted PAT	90	68	86	104	130	147	179	213	254
Change (%)	4.0	-24.5	25.9	20.6	25.2	13.0	22.2	18.9	19.3
Margin (%)	6.2	5.0	5.5	5.7	5.9	5.7	6.0	6.3	6.5

Consolidated - Balance Sheet

(INR b)

Y/E March	FY20	FY21	FY22	FY23	FY24	FY25	FY26E	FY27E	FY28E
Equity Share Capital	2.8	2.8	2.8	2.8	2.7	2.8	2.7	2.7	2.7
Total Reserves	664	756	821	890	861	974	1,097	1,244	1,420
Net Worth	667	759	824	893	864	977	1,100	1,247	1,422
Minority Interest	95	121	130	142	162	177	206	238	271
Total Loans	1,410	1,346	1,255	1,207	1,163	1,324	1,387	1,455	1,529
Deferred Tax Liabilities	-24	-15	-18	-34	-33	-34	-34	-34	-34
Other liabilities	20	0	0	3	1	3	3	3	3
Capital Employed	2,168	2,210	2,191	2,211	2,156	2,447	2,662	2,909	3,191
Gross Block	497	570	531	594	634	681	751	826	912
Less: Accum. Deprn.	98	127	133	168	204	246	288	337	390
Net Fixed Assets	399	443	427	426	430	436	463	490	522
Capital WIP	77	5	20	41	41	27	14	14	14
Total Investments	238	396	396	448	456	553	573	593	613
Curr. Assets, Loans&Adv.	2,329	2,241	2,328	2,349	2,431	2,741	3,131	3,555	4,041
Inventory	57	58	59	68	66	77	89	102	117
Account Receivables	407	422	461	447	488	537	623	716	821
Cash and Bank Balance	151	162	190	225	154	230	334	453	596
Loans and Advances	1,061	991	955	889	951	1,070	1,123	1,180	1,240
Others	652	607	662	719	773	828	961	1,104	1,266
Curr. Liability & Prov.	875	875	980	1,052	1,201	1,310	1,519	1,743	1,998
Other Current Liabilities	840	838	939	1,009	1,157	1,252	1,451	1,666	1,909
Provisions	35	38	42	44	44	58	67	77	89
Net Current Assets	1,455	1,366	1,347	1,296	1,230	1,431	1,612	1,812	2,043
Appl. of Funds	2,168	2,210	2,191	2,211	2,156	2,447	2,662	2,909	3,191

Financials and Valuation

Ratios

Y/E March	FY20	FY21	FY22	FY23	FY24	FY25	FY26E	FY27E	FY28E
Basic (INR)									
EPS	65.8	49.7	62.6	75.4	94.5	106.8	130.5	155.1	185.0
Cash EPS	83.7	70.8	84.0	100.9	121.3	136.8	161.2	190.5	224.0
BV/Share	485.4	551.9	599.5	649.8	628.2	710.4	800.3	907.2	1,034.7
DPS	0.0	36.0	22.0	30.0	28.0	34.0	40.6	48.2	57.5
Payout (%)	30.8	39.1	34.9	39.4	29.5	31.1	31.1	31.1	31.1
Valuation (x)									
P/E	55.8	74.0	58.7	48.7	38.9	34.4	28.2	23.7	19.9
Cash P/E	43.9	51.9	43.7	36.4	30.3	26.9	22.8	19.3	16.4
P/BV	7.6	6.7	6.1	5.7	5.8	5.2	4.6	4.0	3.6
EV/Sales	3.5	3.7	3.2	2.8	2.3	2.0	1.7	1.5	1.3
EV/EBITDA	30.9	32.3	27.7	24.3	21.5	19.1	16.3	14.0	12.2
Dividend Yield (%)	0.5	1.0	0.6	0.8	0.8	0.9	1.1	1.3	1.6
FCF per share	24.7	159.5	117.3	138.1	102.3	40.9	89.5	102.6	125.9
Return Ratios (%)									
RoE	14.0	9.6	10.9	12.1	14.8	16.0	17.3	18.2	19.1
RoCE	6.3	5.2	5.9	7.1	8.8	9.2	9.7	10.4	11.2
RoIC	6.9	5.1	6.7	8.3	10.0	10.7	11.8	12.8	14.0
Working Capital Ratios									
Fixed Asset Turnover (x)	2.9	2.4	2.9	3.1	3.5	3.8	4.0	4.1	4.3
Asset Turnover (x)	0.7	0.6	0.7	0.8	1.0	1.0	1.1	1.2	1.2
Inventory (Days)	14	16	14	14	11	11	11	11	11
Debtor (Days)	102	113	108	89	81	77	77	77	77
Leverage Ratio (x)									
Current Ratio	2.7	2.6	2.4	2.2	2.0	2.1	2.1	2.0	2.0
Interest Cover Ratio	5.0	3.3	4.9	5.4	5.6	6.7	7.8	8.6	9.5
Net Debt/Equity	1.5	1.0	0.8	0.6	0.6	0.6	0.4	0.3	0.2

Consolidated - Cash Flow

(INR b)

Y/E March	FY20	FY21	FY22	FY23	FY24	FY25	FY26E	FY27E	FY28E
OP/(Loss) before Tax	143	230	144	170	204	231	253	301	355
Depreciation	25	29	29	35	37	41	42	49	54
Interest & Finance Charges	20	25	21	14	11	9	34	36	38
Direct Taxes Paid	-40	-35	-46	-51	-53	-56	-73	-88	-101
(Inc)/Dec in WC	-78	100	48	54	-14	-121	-77	-82	-88
CF from Operations	69	350	196	221	185	104	179	217	259
Others	-2	-121	-5	7	-3	-13	0	0	0
CF from Operating incl EO	67	228	192	228	183	92	179	217	259
(Inc)/Dec in FA	-33	-9	-30	-38	-42	-35	-56	-76	-86
Free Cash Flow	34	219	161	190	141	56	123	141	173
(Pur)/Sale of Investments	39	-176	-24	-90	27	-137	-20	-20	-20
Others	-88	131	18	44	36	17	0	0	0
CF from Investments	-83	-54	-37	-83	22	-155	-76	-96	-106
Issue of Shares	0	0	0	0	-123	0	-0	0	0
Inc/(Dec) in Debt	138	-87	-84	-45	-41	157	63	68	74
Interest Paid	-29	-33	-34	-35	-41	-42	-34	-36	-38
Dividend Paid	-46	-40	-25	-31	-42	-38	-56	-66	-79
Others	-1	8	-9	-5	-8	-11	29	32	34
CF from Fin. Activity	64	-153	-152	-116	-254	66	2	-3	-10
Inc/Dec of Cash	48	21	3	29	-50	2	105	118	143
Opening Balance	0	151	162	190	225	154	230	334	453
Closing Balance	151	162	190	225	154	230	334	453	596

Investment in securities market are subject to market risks. Read all the related documents carefully before investing

Explanation of Investment Rating	
Investment Rating	Expected return (over 12-month)
BUY	>=15%
SELL	< - 10%
NEUTRAL	< - 10 % to 15%
UNDER REVIEW	Rating may undergo a change
NOT RATED	We have forward looking estimates for the stock but we refrain from assigning recommendation

*In case the recommendation given by the Research Analyst is inconsistent with the investment rating legend for a continuous period of 30 days, the Research Analyst shall be within following 30 days take appropriate measures to make the recommendation consistent with the investment rating legend.

Disclosures

The following Disclosures are being made in compliance with the SEBI Research Analyst Regulations 2014 (herein after referred to as the Regulations).

Motilal Oswal Financial Services Ltd. (MOFSL) is a SEBI Registered Research Analyst having registration no. INH000000412. MOFSL, the Research Entity (RE) as defined in the Regulations, is engaged in the business of providing Stock broking services, Depository participant services & distribution of various financial products. MOFSL is a listed public company, the details in respect of which are available on www.motilaloswal.com. MOFSL (erstwhile Motilal Oswal Securities Limited - MOSL) is registered with the Securities & Exchange Board of India (SEBI) and is a registered Trading Member with National Stock Exchange of India Ltd. (NSE) and Bombay Stock Exchange Limited (BSE), Multi Commodity Exchange of India Limited (MCX) and National Commodity & Derivatives Exchange Limited (NCDEX) for its stock broking activities & is Depository participant with Central Depository Services Limited (CDSL) National Securities Depository Limited (NSDL), NERL, COMRIS and CCRL and is member of Association of Mutual Funds of India (AMFI) for distribution of financial products and Insurance Regulatory & Development Authority of India (IRDA) as Corporate Agent for insurance products. Details of associate entities of Motilal Oswal Financial Services Limited are available on the website at <http://onlinereports.motilaloswal.com/Dormant/documents/List%20of%20Associate%20companies.pdf>

MOFSL and its associate company(ies), their directors and Research Analyst and their relatives may; (a) from time to time, have a long or short position in, act as principal in, and buy or sell the securities or derivatives thereof of companies mentioned herein. (b) be engaged in any other transaction involving such securities and earn brokerage or other compensation or act as a market maker in the financial instruments of the company(ies) discussed herein or act as an advisor or lender/borrower to such company(ies) or may have any other potential conflict of interests with respect to any recommendation and other related information and opinions; however the same shall have no bearing whatsoever on the specific recommendations made by the analyst(s), as the recommendations made by the analyst(s) are completely independent of the views of the associates of MOFSL even though there might exist an inherent conflict of interest in some of the stocks mentioned in the research report.

MOFSL and / or its affiliates do and seek to do business including investment banking with companies covered in its research reports. As a result, the recipients of this report should be aware that MOFSL may have a potential conflict of interest that may affect the objectivity of this report. Compensation of Research Analysts is not based on any specific merchant banking, investment banking or brokerage service transactions. Details of pending Enquiry Proceedings of Motilal Oswal Financial Services Limited are available on the website at <https://galaxy.motilaloswal.com/ResearchAnalyst/PublishViewLitigation.aspx>

A graph of daily closing prices of securities is available at www.nseindia.com, www.bseindia.com. Research Analyst views on Subject Company may vary based on Fundamental research and Technical Research. Proprietary trading desk of MOFSL or its associates maintains arm's length distance with Research Team as all the activities are segregated from MOFSL research activity and therefore it can have an independent view with regards to Subject Company for which Research Team have expressed their views.

Regional Disclosures (outside India)

This report is not directed or intended for distribution to or use by any person or entity resident in a state, country or any jurisdiction, where such distribution, publication, availability or use would be contrary to law, regulation or which would subject MOFSL & its group companies to registration or licensing requirements within such jurisdictions.

For Hong Kong:

This report is distributed in Hong Kong by Motilal Oswal capital Markets (Hong Kong) Private Limited, a licensed corporation (CE AYY-301) licensed and regulated by the Hong Kong Securities and Futures Commission (SFC) pursuant to the Securities and Futures Ordinance (Chapter 571 of the Laws of Hong Kong) "SFO". As per SEBI (Research Analyst Regulations) 2014 Motilal Oswal Securities (SEBI Reg. No. INH000000412) has an agreement with Motilal Oswal capital Markets (Hong Kong) Private Limited for distribution of research report in Hong Kong. This report is intended for distribution only to "Professional Investors" as defined in Part I of Schedule 1 to SFO. Any investment or investment activity to which this document relates is only available to professional investor and will be engaged only with professional investors." Nothing here is an offer or solicitation of these securities, products and services in any jurisdiction where their offer or sale is not qualified or exempt from registration. The Indian Analyst(s) who compile this report is/are not located in Hong Kong & are not conducting Research Analysis in Hong Kong.

For U.S.

Motilal Oswal Financial Services Limited (MOFSL) is not a registered broker - dealer under the U.S. Securities Exchange Act of 1934, as amended (the "1934 act") and under applicable state laws in the United States. In addition MOFSL is not a registered investment adviser under the U.S. Investment Advisers Act of 1940, as amended (the "Advisers Act" and together with the 1934 Act, the "Acts"), and under applicable state laws in the United States. Accordingly, in the absence of specific exemption under the Acts, any brokerage and investment services provided by MOFSL, including the products and services described herein are not available to or intended for U.S. persons. This report is intended for distribution only to "Major Institutional Investors" as defined by Rule 15a-6(b)(4) of the Exchange Act and interpretations thereof by SEC (henceforth referred to as "major institutional investors"). This document must not be acted on or relied on by persons who are not major institutional investors. Any investment or investment activity to which this document relates is only available to major institutional investors and will be engaged in only with major institutional investors. In reliance on the exemption from registration provided by Rule 15a-6 of the U.S. Securities Exchange Act of 1934, as amended (the "Exchange Act") and interpretations thereof by the U.S. Securities and Exchange Commission ("SEC") in order to conduct business with Institutional Investors based in the U.S., MOFSL has entered into a chaperoning agreement with a U.S. registered broker-dealer, Motilal Oswal Securities International Private Limited. ("MOSIPL"). Any business interaction pursuant to this report will have to be executed within the provisions of this chaperoning agreement.

The Research Analysts contributing to the report may not be registered /qualified as research analyst with FINRA. Such research analyst may not be associated persons of the U.S. registered broker-dealer, MOSIPL, and therefore, may not be subject to NASD rule 2711 and NYSE Rule 472 restrictions on communication with a subject company, public appearances and trading securities held by a research analyst account.

For Singapore

In Singapore, this report is being distributed by Motilal Oswal Capital Markets (Singapore) Pte. Ltd. ("MOCMSPL") (UEN 201129401Z), which is a holder of a capital markets services license and an exempt financial adviser in Singapore. This report is distributed solely to persons who (a) qualify as "institutional investors" as defined in section 4A(1)(c) of the Securities and Futures Act of Singapore ("SFA") or (b) are considered "accredited investors" as defined in section 2(1) of the Financial Advisers Regulations of Singapore read with section 4A(1)(a) of the SFA. Accordingly, if a recipient is neither an "institutional investor" nor an "accredited investor", they must immediately discontinue any use of this Report and inform MOCMSPL.

In respect of any matter arising from or in connection with the research you could contact the following representatives of MOCMSPL. In case of grievances for any of the services rendered by MOCMSPL write to grievances@motilaloswal.com.

Nainesh Rajani

Email: nainesh.rajani@motilaloswal.com

Contact: (+65) 8328 0276

Specific Disclosures

- Research Analyst and/or his/her relatives do not have a financial interest in the subject company(ies), as they do not have equity holdings in the subject company(ies).
MOFSL has financial interest in the subject company(ies) at the end of the week immediately preceding the date of publication of the Research Report: Yes.
Nature of Financial interest is holding equity shares or derivatives of the subject company
- Research Analyst and/or his/her relatives do not have actual/beneficial ownership of 1% or more securities in the subject company(ies) at the end of the month immediately preceding the date of publication of Research Report.
MOFSL has actual/beneficial ownership of 1% or more securities of the subject company(ies) at the end of the month immediately preceding the date of publication of Research Report: No
- Research Analyst and/or his/her relatives have not received compensation/other benefits from the subject company(ies) in the past 12 months.
MOFSL may have received compensation from the subject company(ies) in the past 12 months.
- Research Analyst and/or his/her relatives do not have material conflict of interest in the subject company at the time of publication of research report.
MOFSL does not have material conflict of interest in the subject company at the time of publication of research report.
- Research Analyst has not served as an officer, director or employee of subject company(ies).

6. MOFSL has not acted as a manager or co-manager of public offering of securities of the subject company in past 12 months.
7. MOFSL has not received compensation for investment banking /merchant banking/brokerage services from the subject company(ies) in the past 12 months.
8. MOFSL may have received any compensation for products or services other than investment banking or merchant banking or brokerage services from the subject company(ies) in the past 12 months.
9. MOFSL may have received compensation or other benefits from the subject company(ies) or third party in connection with the research report.
10. MOFSL has not engaged in market making activity for the subject company.

The associates of MOFSL may have:

financial interest in the subject company

actual/beneficial ownership of 1% or more securities in the subject company at the end of the month immediately preceding the date of publication of the Research Report or date of the public appearance.

received compensation/other benefits from the subject company in the past 12 months

any other potential conflict of interests with respect to any recommendation and other related information and opinions.; however the same shall have no bearing whatsoever on the specific recommendations made by the analyst(s), as the recommendations made by the analyst(s) are completely independent of the views of the associates of MOFSL even though there might exist an inherent conflict of interest in some of the stocks mentioned in the research report.

acted as a manager or co-manager of public offering of securities of the subject company in past 12 months

be engaged in any other transaction involving such securities and earn brokerage or other compensation or act as a market maker in the financial instruments of the company(ies) discussed herein or act as an advisor or lender/borrower to such company(ies)

received compensation from the subject company in the past 12 months for investment banking / merchant banking / brokerage services or from other than said services.

Served subject company as its clients during twelve months preceding the date of distribution of the research report.

The associates of MOFSL has not received any compensation or other benefits from third party in connection with the research report

Above disclosures include beneficial holdings lying in demat account of MOFSL which are opened for proprietary investments only. While calculating beneficial holdings, It does not consider demat accounts which are opened in name of MOFSL for other purposes (i.e holding client securities, collaterals, error trades etc.). MOFSL also earns DP income from clients which are not considered in above disclosures.

Analyst Certification

The views expressed in this research report accurately reflect the personal views of the analyst(s) about the subject securities or issues, and no part of the compensation of the research analyst(s) was, is, or will be directly or indirectly related to the specific recommendations and views expressed by research analyst(s) in this report.

Terms & Conditions:

This report has been prepared by MOFSL and is meant for sole use by the recipient and not for circulation. The report and information contained herein is strictly confidential and may not be altered in any way, transmitted to, copied or distributed, in part or in whole, to any other person or to the media or reproduced in any form, without prior written consent of MOFSL. The report is based on the facts, figures and information that are considered true, correct, reliable and accurate. The intent of this report is not recommendatory in nature. The information is obtained from publicly available media or other sources believed to be reliable. Such information has not been independently verified and no guaranty, representation of warranty, express or implied, is made as to its accuracy, completeness or correctness. All such information and opinions are subject to change without notice. The report is prepared solely for informational purpose and does not constitute an offer document or solicitation of offer to buy or sell or subscribe for securities or other financial instruments for the clients. Though disseminated to all the customers simultaneously, not all customers may receive this report at the same time. MOFSL will not treat recipients as customers by virtue of their receiving this report.

Disclaimer:

The report and information contained herein is strictly confidential and meant solely for the selected recipient and may not be altered in any way, transmitted to, copied or distributed, in part or in whole, to any other person or to the media or reproduced in any form, without prior written consent. This report and information herein is solely for informational purpose and may not be used or considered as an offer document or solicitation of offer to buy or sell or subscribe for securities or other financial instruments. Nothing in this report constitutes investment, legal, accounting and tax advice or a representation that any investment or strategy is suitable or appropriate to your specific circumstances. The securities discussed and opinions expressed in this report may not be suitable for all investors, who must make their own investment decisions, based on their own investment objectives, financial positions and needs of specific recipient. This may not be taken in substitution for the exercise of independent judgment by any recipient. Each recipient of this document should make such investigations as it deems necessary to arrive at an independent evaluation of an investment in the securities of companies referred to in this document (including the merits and risks involved), and should consult its own advisors to determine the merits and risks of such an investment. The investment discussed or views expressed may not be suitable for all investors. Certain transactions -including those involving futures, options, another derivative products as well as non-investment grade securities - involve substantial risk and are not suitable for all investors. No representation or warranty, express or implied, is made as to the accuracy, completeness or fairness of the information and opinions contained in this document. The Disclosures of Interest Statement incorporated in this document is provided solely to enhance the transparency and should not be treated as endorsement of the views expressed in the report. This information is subject to change without any prior notice. The Company reserves the right to make modifications and alterations to this statement as may be required from time to time without any prior approval. MOFSL, its associates, their directors and the employees may from time to time, effect or have effected an own account transaction in, or deal as principal or agent in or for the securities mentioned in this document. They may perform or seek to perform investment banking or other services for, or solicit investment banking or other business from, any company referred to in this report. Each of these entities functions as a separate, distinct and independent of each other. The recipient should take this into account before interpreting the document. This report has been prepared on the basis of information that is already available in publicly accessible media or developed through analysis of MOFSL. The views expressed are those of the analyst, and the Company may or may not subscribe to all the views expressed therein. This document is being supplied to you solely for your information and may not be reproduced, redistributed or passed on, directly or indirectly, to any other person or published, copied, in whole or in part, for any purpose. This report is not directed or intended for distribution to, or use by, any person or entity who is a citizen or resident of or located in any locality, state, country or other jurisdiction, where such distribution, publication, availability or use would be contrary to law, regulation or which would subject MOFSL to any registration or licensing requirement within such jurisdiction. The securities described herein may or may not be eligible for sale in all jurisdictions or to certain category of investors. Persons in whose possession this document may come are required to inform themselves of and to observe such restriction. Neither the Firm, not its directors, employees, agents or representatives shall be liable for any damages whether direct or indirect, incidental, special or consequential including lost revenue or lost profits that may arise from or in connection with the use of the information. The person accessing this information specifically agrees to exempt MOFSL or any of its affiliates or employees from, any and all responsibility/liability arising from such misuse and agrees not to hold MOFSL or any of its affiliates or employees responsible for any such misuse and further agrees to hold MOFSL or any of its affiliates or employees free and harmless from all losses, costs, damages, expenses that may be suffered by the person accessing this information due to any errors and delays.

This report is meant for the clients of Motilal Oswal only.

Investment in securities market are subject to market risks. Read all the related documents carefully before investing.

Registration granted by SEBI and certification from NISM in no way guarantee performance of the intermediary or provide any assurance of returns to investors.

Registered Office Address: Motilal Oswal Tower, Rahimtullah Sayani Road, Opposite Parel ST Depot, Prabhadevi, Mumbai-400025; Tel No.: 022 - 71934200 / 71934263; www.motilaloswal.com.

Correspondence Address: Palm Spring Centre, 2nd Floor, Palm Court Complex, New Link Road, Malad (West), Mumbai- 400 064. Tel No: 022 71881000. Details of Compliance Officer: Neeraj

Agarwal, Email Id: na@motilaloswal.com, Contact No.:022-40548085.

Grievance Redressal Cell:

Contact Person	Contact No.	Email ID
Ms. Hemangi Date	022 40548000 / 022 67490600	query@motilaloswal.com
Ms. Kumud Upadhyay	022 40548082	servicehead@motilaloswal.com
Mr. Ajay Menon	022 40548083	am@motilaloswal.com

Registration details of group entities.: Motilal Oswal Financial Services Ltd. (MOFSL): INZ000158836 (BSE/NSE/MCX/NCDEX); CDSL and NSDL: IN-DP-16-2015; Research Analyst: INH000000412 . AMFI: ARN : 146822. IRDA Corporate Agent – CA0579. Motilal Oswal Financial Services Ltd. is a distributor of Mutual Funds, PMS, Fixed Deposit, Insurance, Bond, NCDs and IPO products.

Customer having any query/feedback/ clarification may write to query@motilaloswal.com. In case of grievances for any of the services rendered by Motilal Oswal Financial Services Limited (MOFSL) write to grievances@motilaloswal.com, for DP to dpgrievances@motilaloswal.com.