

# Hindustan Aeronautics

**BSE SENSEX** 81,160  
**S&P CNX** 24,891



Bloomberg	HNAL IN
Equity Shares (m)	669
M.Cap.(INRb)/(USD\$)	3193.5 / 36
52-Week Range (INR)	5166 / 3046
1, 6, 12 Rel. Per (%)	7/14/13
12M Avg Val (INR M)	8159

## Financials & Valuations (INR b)

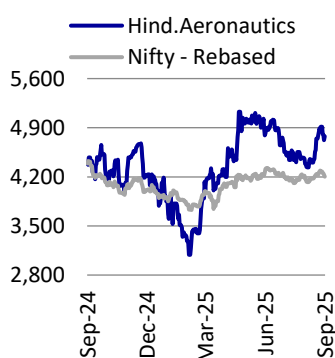
Y/E MARCH	FY26E	FY27E	FY28E
Sales	375.0	453.4	584.6
EBITDA	111.8	129.8	159.4
Adj PAT	94.4	107.8	132.4
EPS (INR)	141.2	161.2	197.9
EPS Gr. (%)	13.0	14.2	22.7
BV/Sh (INR)	624.3	740.5	893.4
<b>Ratios</b>			
RoE (%)	22.6	21.8	22.2
RoCE (%)	23.4	22.4	22.6
Payout (%)	28.3	27.9	22.7
<b>Valuations</b>			
P/E (x)	33.8	29.6	24.1
P/BV (x)	7.7	6.4	5.3
EV/EBITDA (x)	24.5	20.4	15.8
Div Yield (%)	0.8	0.9	0.9

## Shareholding Pattern (%)

As On	Jun-25	Mar-25	Jun-24
Promoter	71.6	71.6	71.6
DII	8.7	8.3	8.8
FII	11.9	12.1	11.7
Others	7.7	8.0	7.9

FII includes depository receipts

## Stock's performance (one-year)



**CMP: INR4,775**      **TP: INR5,800 (+21%)**      **Buy**

## Ticking all the right boxes

Hindustan Aeronautics (HAL) has received the follow-on order of 97 light combat aircraft (LCA) Mk1A worth INR624b from the Ministry of Defence (MoD). This is in addition to the previous order of 83 Tejas LCA Mk1A received in Jan'21. GE has now overcome the supply chain issues it was facing previously and resumed normal deliveries of the F404 engines, and we expect aircraft deliveries to accelerate in the coming quarters. With the contract for 97 additional jets now signed, we expect the related order of USD1b for 113 new F404 engines with GE to be finalized too in a few weeks. Our estimates build in execution scale-up of the manufacturing order book as HAL begins deliveries of the Tejas aircraft from 3QFY25 onward. We retain our positive stance on the sector and maintain our BUY rating on the stock with an unchanged TP of INR5,800, based on the average DCF and 32x Sep'27E earnings.

## Indigenization gains with additional 97 LCA Mk1A order

With GE F404 engine deliveries now normalizing after past supply chain disruptions, the MoD has signed an INR624b contract with HAL for the procurement of 97 additional LCA Mk1A aircraft for the Indian Air Force, comprising 68 single-seat and 29 twin-seat fighters. Deliveries are scheduled to commence in FY28 and conclude within six years. Importantly, the order carries at least 64% indigenous content, with 67 additional locally sourced components compared to the previous contract, including the UTTAM AESA radar, Swayam Raksha Kavach electronic warfare suite, and indigenous control surface actuators. While this order was largely anticipated, it represents a significant growth milestone for HAL, reinforcing visibility of its long-term revenue stream and positioning it strongly within India's self-reliance goal.

## Update on the existing Tejas Mk1A project

For its existing Tejas Mk1A project, HAL has already received its third GE F404 engine, with another expected by Sep'25-end and six more in Oct-Dec'25. With engine supply stabilizing, HAL is targeting delivery of the first two Tejas Mk1A aircraft by Oct'25, with production ramp-up contingent on steady engine supplies and the resolution of radar and avionics integration issues. Successful delivery stabilization will position HAL to unlock operating leverage as volumes rise, thereby supporting margin expansion. With the ageing Mig-21 fighter jets set to retire on 26th Sep'25, the IAF combat strength will drop to 29 squadrons, making the deliveries of Tejas MK1A key to strengthening the capabilities of the Indian Defence Forces. Overall, the dual tailwinds of (i) order book expansion through the new contract and (ii) near-term progress on Tejas deliveries significantly de-risk HAL's growth trajectory and reinforce its visibility as the cornerstone of India's indigenous aerospace push.

### Other potential near-term positives for HAL

- HAL signed a manufacturing license agreement (MLA) with GE, formalizing the ToT structure and enabling local production of the F414 engine. This ToT is estimated to be worth ~USD1b and will result in the new fighter jets having an indigenous content of around 75%.
- Twenty-eight private sector firms have expressed interest in collaborating with HAL for the development of India's fifth-generation stealth fighter (AMCA project).
- The ambitious INR600b Su-30 avionics upgrade project is in the government approval phase, with D&D beginning in FY26 and aircraft orders likely by FY31.
- TPCR 2025 provides HAL with a clear roadmap for future defense platforms, enabling the company to align its R&D, production, and indigenous development efforts, ensuring steady order inflows, technological advancement, and long-term revenue visibility.

### Financial outlook

We expect a CAGR of 24% in total revenue over FY25-28, primarily driven by a scale-up in manufacturing revenue. We project its EBITDA margin to remain strong at 29.8%/28.6%/27.3% in FY26/FY27/FY28, fueled by HAL's indigenization efforts and lower provisions. With an annual capex of INR40b/INR50b/INR60b in FY26/FY27/FY28 and comfortable working capital, we expect a 17% CAGR in PAT over FY25-28. With improving revenue and stable margins, we expect RoE/RoCE to remain comfortable, reaching 22.2%/22.6% by FY28.

### Valuation and recommendation

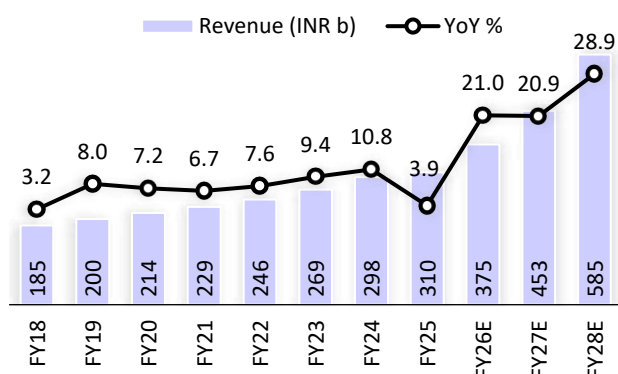
HAL is currently trading at 29.6x/24.1x FY27E/FY28E EPS. We maintain our estimates and **reiterate our BUY rating on the stock** with an unchanged TP of INR5,800, based on the average of DCF and 32x Sep'27E earnings.

### Key risks and concerns

Key risks would include: 1) slower-than-expected finalization of large platform orders, 2) delays in deliveries of key components such as engines for Tejas Mk1A, 3) delays in payments from MoD, and 4) increased involvement of the private sector.

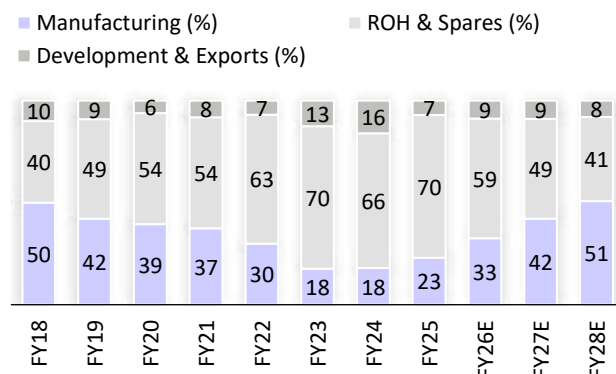
## Financial outlook

**Exhibit 1: We expect HAL's revenue to record a 24% CAGR over FY25-28**



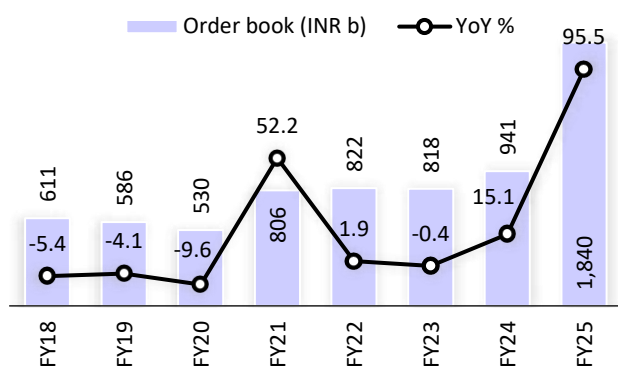
Source: Company, MOFSL

**Exhibit 2: Share of manufacturing revenue likely to grow beyond FY25**



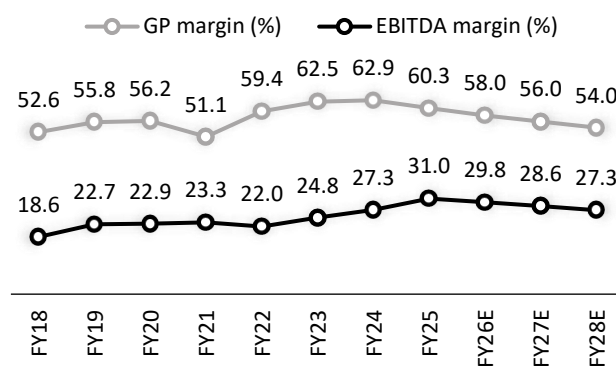
Source: Company, MOFSL

**Exhibit 3: Order book stood at ~INR1.8t as of 31<sup>st</sup> Mar'25 on strong inflows**



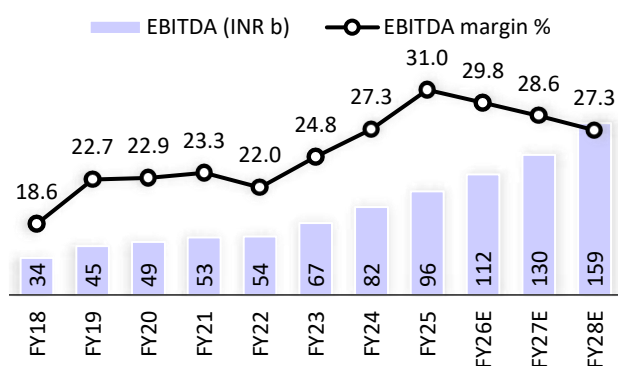
Source: Company, MOFSL

**Exhibit 4: We expect the gross margin to come down as the share of manufacturing revenue starts increasing**



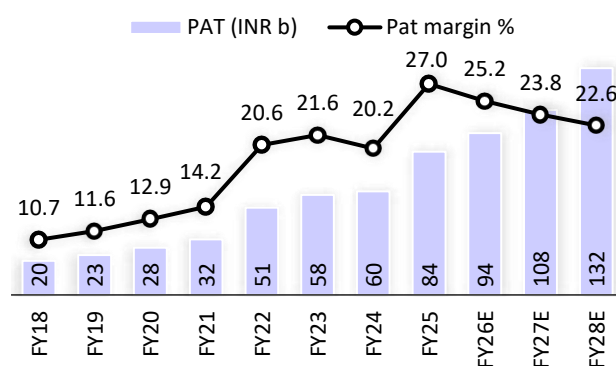
Source: Company, MOFSL

**Exhibit 5: EBITDA to clock a CAGR of 18% over FY25-28**



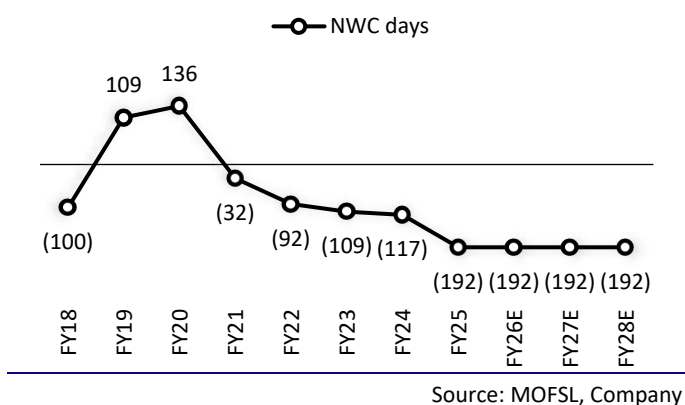
Source: MOFSL, Company

**Exhibit 6: We expect a PAT CAGR of 17% over FY25-28**

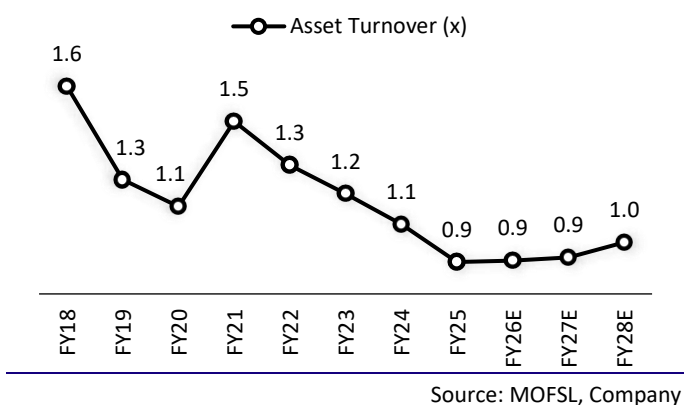


Source: MOFSL, Company

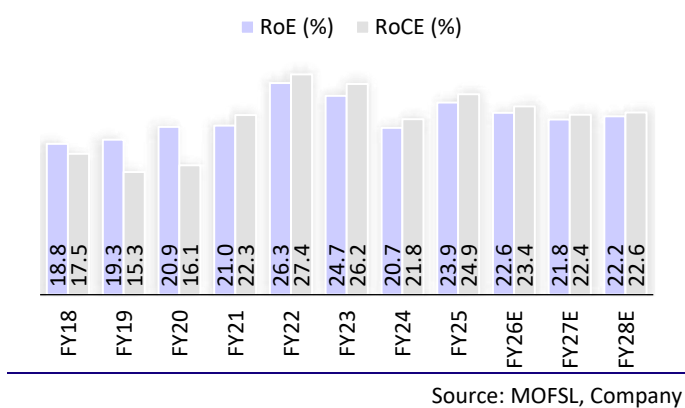
**Exhibit 7: NWC days to remain at comfortable levels**



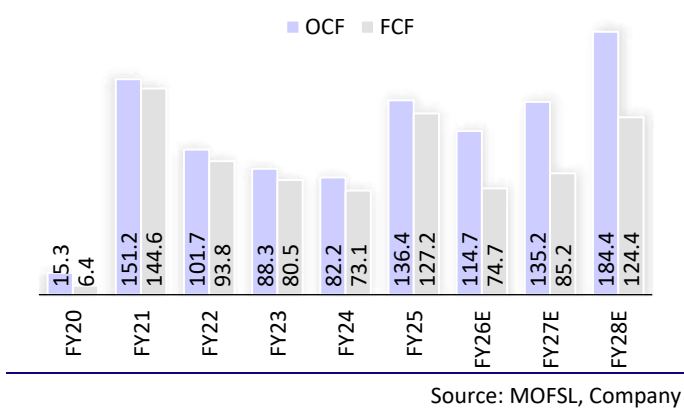
**Exhibit 8: Asset turnover to remain comfortable**



**Exhibit 9: We expect RoE/RoCE to remain at ~22-24%**



**Exhibit 10: OCF/FCF to normalize beyond FY25 (INR b)**



## Financials and valuation

### Consolidated Income Statement

(INR b)

Y/E March	2020	2021	2022	2023	2024	2025	2026E	2027E	2028E
<b>Net Sales</b>	<b>214</b>	<b>229</b>	<b>246</b>	<b>269</b>	<b>298</b>	<b>310</b>	<b>375</b>	<b>453</b>	<b>585</b>
Change (%)	7.2	6.7	7.6	9.4	10.8	3.9	21.0	20.9	28.9
Raw Materials	94	112	100	101	111	123	157	200	269
<b>Gross Profit</b>	<b>121</b>	<b>117</b>	<b>146</b>	<b>168</b>	<b>188</b>	<b>187</b>	<b>217</b>	<b>254</b>	<b>316</b>
Employee Cost	48	43	46	49	53	57	61	71	81
Other Expenses	24	20	46	52	53	34	44	54	75
<b>Total Expenditure</b>	<b>165</b>	<b>175</b>	<b>192</b>	<b>202</b>	<b>217</b>	<b>214</b>	<b>263</b>	<b>324</b>	<b>425</b>
% of Net Sales	0.8	0.8	0.8	0.8	0.7	0.7	0.7	0.7	0.7
<b>EBITDA</b>	<b>49</b>	<b>53</b>	<b>54</b>	<b>67</b>	<b>82</b>	<b>96</b>	<b>112</b>	<b>130</b>	<b>159</b>
Margin (%)	22.9	23.3	22.0	24.8	27.3	31.0	29.8	28.6	27.3
Depreciation	10	12	11	18	14	13	15	19	23
<b>EBIT</b>	<b>39</b>	<b>42</b>	<b>43</b>	<b>49</b>	<b>68</b>	<b>83</b>	<b>96</b>	<b>111</b>	<b>136</b>
Interest	3	3	1	1	0	0	0	0	0
Other Income	3	4	10	17	19	26	29	33	40
<b>PBT Before EO Exp</b>	<b>39</b>	<b>43</b>	<b>52</b>	<b>65</b>	<b>86</b>	<b>108</b>	<b>126</b>	<b>144</b>	<b>176</b>
EO Items	1	0	0	0	16	0	0	0	0
<b>PBT After EO Exp</b>	<b>40</b>	<b>43</b>	<b>52</b>	<b>65</b>	<b>102</b>	<b>108</b>	<b>126</b>	<b>144</b>	<b>176</b>
Tax	11	10	1	7	26	25	32	36	45
Rate (%)	28.4	24.3	2.8	10.5	30.2	23.1	25.3	25.3	25.3
MI & P/L of Asso. Cos	0	0	-0	0	0	0	0	1	1
<b>Reported PAT</b>	<b>29</b>	<b>32</b>	<b>51</b>	<b>58</b>	<b>76</b>	<b>84</b>	<b>94</b>	<b>108</b>	<b>132</b>
Change (%)	23.8	12.6	56.5	14.7	30.8	9.8	12.9	14.2	22.7
<b>Adjusted PAT</b>	<b>28</b>	<b>32</b>	<b>51</b>	<b>58</b>	<b>60</b>	<b>84</b>	<b>94</b>	<b>108</b>	<b>132</b>
Change (%)	18.7	17.4	56.6	14.7	3.6	38.4	13.0	14.2	22.7

### Consolidated Balance Sheet

(INR b)

Y/E March	2020	2021	2022	2023	2024	2025	2026E	2027E	2028E
Share Capital	3	3	3	3	3	3	3	3	3
Reserves	129	151	190	232	288	346	414	492	594
<b>Net Worth</b>	<b>132</b>	<b>154</b>	<b>193</b>	<b>236</b>	<b>291</b>	<b>350</b>	<b>417</b>	<b>495</b>	<b>598</b>
Minority Interest	0	0	0	0	0	0	0	0	0
Loans	59	0	0	0	0	0	0	0	0
Differed Tax Liability	-5	-1	-6	-11	-15	-16	-16	-16	-16
<b>Capital Employed</b>	<b>187</b>	<b>154</b>	<b>188</b>	<b>225</b>	<b>277</b>	<b>334</b>	<b>402</b>	<b>480</b>	<b>582</b>
Gross Fixed Assets	122	132	140	159	172	184	224	274	334
Less: Depreciation	48	60	72	90	104	118	133	152	175
<b>Net Fixed Assets</b>	<b>74</b>	<b>72</b>	<b>68</b>	<b>68</b>	<b>67</b>	<b>67</b>	<b>91</b>	<b>123</b>	<b>160</b>
Capital WIP	20	19	25	19	25	31	31	31	31
Investments	10	11	14	15	16	18	18	18	18
<b>Curr. Assets</b>	<b>424</b>	<b>415</b>	<b>472</b>	<b>559</b>	<b>658</b>	<b>932</b>	<b>1,125</b>	<b>1,352</b>	<b>1,719</b>
Inventory	194	167	143	121	132	217	262	317	409
Debtors	191	141	125	141	165	205	249	301	388
Cash & Bank Balance	3	72	143	203	264	382	459	547	681
Loans & Advances	1	0	0	0	0	0	0	0	0
Other Current Assets	35	35	61	93	96	128	155	187	241
<b>Current Liab. &amp; Prov.</b>	<b>341</b>	<b>363</b>	<b>391</b>	<b>436</b>	<b>490</b>	<b>713</b>	<b>863</b>	<b>1,043</b>	<b>1,345</b>
Creditors	41	23	26	31	34	51	62	75	96
Other Liabilities	237	328	302	324	364	559	676	818	1,055
Provisions	63	13	63	81	92	103	124	151	194
<b>Net Current Assets</b>	<b>83</b>	<b>51</b>	<b>81</b>	<b>123</b>	<b>169</b>	<b>219</b>	<b>262</b>	<b>309</b>	<b>374</b>
<b>Application of Funds</b>	<b>187</b>	<b>154</b>	<b>188</b>	<b>225</b>	<b>277</b>	<b>334</b>	<b>402</b>	<b>480</b>	<b>582</b>

## Financials and valuation

### Ratios

Y/E March	2020	2021	2022	2023	2024	2025	2026E	2027E	2028E
Basic (INR)	43.1	48.5	76.0	87.1	114.0	125.1	141.2	161.2	197.9
<b>Adjusted EPS</b>	<b>41.3</b>	<b>48.5</b>	<b>76.0</b>	<b>87.1</b>	<b>90.3</b>	<b>125.0</b>	<b>141.2</b>	<b>161.2</b>	<b>197.9</b>
Growth (%)	18.7	17.4	56.6	14.7	3.6	38.4	13.0	14.2	22.7
Cash EPS	56.3	65.8	92.6	113.8	111.3	145.0	164.2	189.3	232.2
Book Value	198.1	230.6	288.8	352.5	435.7	523.1	624.3	740.5	893.4
DPS	20.0	15.0	20.0	25.0	29.5	38.0	40.0	45.0	45.0
Payout (incl. Div. Tax.)	48.5	30.9	26.3	28.7	32.7	30.4	28.3	27.9	22.7
<b>Valuation (x)</b>									
P/E (standalone)	115.6	98.5	62.9	54.8	52.9	38.2	33.8	29.6	24.1
Cash P/E	84.9	72.6	51.6	42.0	42.9	32.9	29.1	25.2	20.6
EV/EBITDA	66.3	58.5	56.4	44.8	35.9	29.3	24.5	20.4	15.8
EV/Sales	15.2	13.6	12.4	11.1	9.8	9.1	7.3	5.8	4.3
Price/Book Value	24.1	20.7	16.5	13.6	11.0	9.1	7.7	6.4	5.3
Dividend Yield (%)	0.4	0.3	0.4	0.5	0.6	0.8	0.8	0.9	0.9
<b>Profitability Ratios (%)</b>									
RoE	20.9	21.0	26.3	24.7	20.7	23.9	22.6	21.8	22.2
RoCE	16.1	22.3	27.4	26.2	21.8	24.9	23.4	22.4	22.6
RoIC	16.1	44.7	137.4	648.5	NA	NA	NA	NA	NA
<b>Turnover Ratios</b>									
Debtors (Days)	325	225	185	191	202	242	242	242	242
Inventory (Days)	331	266	213	165	162	255	255	255	255
Creditors. (Days)	70	36	38	42	42	60	60	60	60
Asset Turnover (x)	1.1	1.5	1.3	1.2	1.1	0.9	0.9	0.9	1.0
<b>Leverage Ratio</b>									
Net Debt/Equity (x)	0.4	-0.5	-0.7	-0.9	-0.9	-1.1	-1.1	-1.1	-1.1

### Consolidated Cash Flow Statement

Y/E March	2020	2021	2022	2023	2024	2025E	2026E	2027E	2028E
PBT before EO Items	40	43	52	65	102	109	126	144	177
Add : Depreciation	10	12	13	24	14	14	15	19	23
Interest	3	2	1	0	0	0	0	0	0
Less : Direct Taxes Paid	18	9	10	28	20	35	32	36	45
(Inc)/Dec in WC	32	-92	-16	-5	31	-48	-34	-41	-69
Others	12	10	30	22	16	2	-29	-33	-40
<b>CF from Operations</b>	<b>15</b>	<b>151</b>	<b>102</b>	<b>88</b>	<b>82</b>	<b>136</b>	<b>115</b>	<b>135</b>	<b>184</b>
(Inc)/Dec in FA	-9	-7	-8	-8	-9	-9	-40	-50	-60
<b>Free Cash Flow</b>	<b>6</b>	<b>145</b>	<b>94</b>	<b>81</b>	<b>73</b>	<b>127</b>	<b>75</b>	<b>85</b>	<b>124</b>
(Pur)/Sale of Investments	-1	-1	-115	-47	-64	-116	0	0	0
Others	-4	-5	-5	-3	9	17	29	33	40
<b>CF from Investments</b>	<b>-13</b>	<b>-12</b>	<b>-128</b>	<b>-57</b>	<b>-64</b>	<b>-108</b>	<b>-11</b>	<b>-17</b>	<b>-20</b>
(Inc)/Dec in Net Worth	0	0	0	0	0	0	0	0	0
(Inc)/Dec in Debt	18	-59	-0	0	0	0	0	0	0
Less : Interest Paid	3	2	1	1	0	0	0	0	0
Dividend Paid	13	10	13	17	20	25	27	30	30
Others	-0	-0	-0	-0	-0	-0	0	0	0
<b>CF from Fin. Activity</b>	<b>1</b>	<b>-71</b>	<b>-15</b>	<b>-17</b>	<b>-20</b>	<b>-26</b>	<b>-27</b>	<b>-30</b>	<b>-30</b>
<b>Inc/Dec of Cash</b>	<b>3</b>	<b>69</b>	<b>-41</b>	<b>14</b>	<b>-2</b>	<b>3</b>	<b>77</b>	<b>88</b>	<b>134</b>
Add: Beginning Balance	0	3	71	31	44	43	382	459	547
Other Bank Balances	0	0	113	159	222	336	0	0	0
<b>Closing Balance</b>	<b>3</b>	<b>72</b>	<b>143</b>	<b>203</b>	<b>264</b>	<b>382</b>	<b>459</b>	<b>547</b>	<b>681</b>

Investment in securities market are subject to market risks. Read all the related documents carefully before investing



Explanation of Investment Rating	
Investment Rating	Expected return (over 12-month)
BUY	>=15%
SELL	< - 10%
NEUTRAL	< - 10 % to 15%
UNDER REVIEW	Rating may undergo a change
NOT RATED	We have forward looking estimates for the stock but we refrain from assigning recommendation

\*In case the recommendation given by the Research Analyst is inconsistent with the investment rating legend for a continuous period of 30 days, the Research Analyst shall be within following 30 days take appropriate measures to make the recommendation consistent with the investment rating legend.

#### Disclosures

The following Disclosures are being made in compliance with the SEBI Research Analyst Regulations 2014 (herein after referred to as the Regulations).

Motilal Oswal Financial Services Ltd. (MOFSL) is a SEBI Registered Research Analyst having registration no. INH000000412. MOFSL, the Research Entity (RE) as defined in the Regulations, is engaged in the business of providing Stock broking services, Depository participant services & distribution of various financial products. MOFSL is a listed public company, the details in respect of which are available on [www.motilaloswal.com](http://www.motilaloswal.com). MOFSL (erstwhile Motilal Oswal Securities Limited - MOSL) is registered with the Securities & Exchange Board of India (SEBI) and is a registered Trading Member with National Stock Exchange of India Ltd. (NSE) and Bombay Stock Exchange Limited (BSE), Multi Commodity Exchange of India Limited (MCX) and National Commodity & Derivatives Exchange Limited (NCDEX) for its stock broking activities & is Depository participant with Central Depository Services Limited (CDSL) National Securities Depository Limited (NSDL), NERL, COMRIS and CCRL and is member of Association of Mutual Funds of India (AMFI) for distribution of financial products and Insurance Regulatory & Development Authority of India (IRDA) as Corporate Agent for insurance products. Details of associate entities of Motilal Oswal Financial Services Limited are available on the website at <http://online.reports.motilaloswal.com/Dormant/documents/List%20of%20Associate%20companies.pdf>

MOFSL and its associate company(ies), their directors and Research Analyst and their relatives may; (a) from time to time, have a long or short position in, act as principal in, and buy or sell the securities or derivatives thereof of companies mentioned herein. (b) be engaged in any other transaction involving such securities and earn brokerage or other compensation or act as a market maker in the financial instruments of the company(ies) discussed herein or act as an advisor or lender/borrower to such company(ies) or may have any other potential conflict of interests with respect to any recommendation and other related information and opinions.; however the same shall have no bearing whatsoever on the specific recommendations made by the analyst(s), as the recommendations made by the analyst(s) are completely independent of the views of the associates of MOFSL even though there might exist an inherent conflict of interest in some of the stocks mentioned in the research report.

MOFSL and / or its affiliates do and seek to do business including investment banking with companies covered in its research reports. As a result, the recipients of this report should be aware that MOFSL may have a potential conflict of interest that may affect the objectivity of this report. Compensation of Research Analysts is not based on any specific merchant banking, investment banking or brokerage service transactions. Details of pending Enquiry Proceedings of Motilal Oswal Financial Services Limited are available on the website at <https://galaxy.motilaloswal.com/ResearchAnalyst/PublishViewLitigation.aspx>

A graph of daily closing prices of securities is available at [www.nseindia.com](http://www.nseindia.com), [www.bseindia.com](http://www.bseindia.com). Research Analyst views on Subject Company may vary based on Fundamental research and Technical Research. Proprietary trading desk of MOFSL or its associates maintains arm's length distance with Research Team as all the activities are segregated from MOFSL research activity and therefore it can have an independent view with regards to Subject Company for which Research Team have expressed their views.

#### Regional Disclosures (outside India)

This report is not directed or intended for distribution to or use by any person or entity resident in a state, country or any jurisdiction, where such distribution, publication, availability or use would be contrary to law, regulation or which would subject MOFSL & its group companies to registration or licensing requirements within such jurisdictions.

#### For Hong Kong:

This report is distributed in Hong Kong by Motilal Oswal capital Markets (Hong Kong) Private Limited, a licensed corporation (CE AYY-301) licensed and regulated by the Hong Kong Securities and Futures Commission (SFC) pursuant to the Securities and Futures Ordinance (Chapter 571 of the Laws of Hong Kong) "SFO". As per SEBI (Research Analyst Regulations) 2014 Motilal Oswal Securities (SEBI Reg. No. INH000000412) has an agreement with Motilal Oswal capital Markets (Hong Kong) Private Limited for distribution of research report in Hong Kong. This report is intended for distribution only to "Professional Investors" as defined in Part I of Schedule 1 to SFO. Any investment or investment activity to which this document relates is only available to professional investor and will be engaged only with professional investors." Nothing here is an offer or solicitation of these securities, products and services in any jurisdiction where their offer or sale is not qualified or exempt from registration. The Indian Analyst(s) who compile this report is/are not located in Hong Kong & are not conducting Research Analysis in Hong Kong.

#### For U.S.

Motilal Oswal Financial Services Limited (MOFSL) is not a registered broker - dealer under the U.S. Securities Exchange Act of 1934, as amended (the "1934 act") and under applicable state laws in the United States. In addition MOFSL is not a registered investment adviser under the U.S. Investment Advisers Act of 1940, as amended (the "Advisers Act" and together with the 1934 Act, the "Acts"), and under applicable state laws in the United States. Accordingly, in the absence of specific exemption under the Acts, any brokerage and investment services provided by MOFSL, including the products and services described herein are not available to or intended for U.S. persons. This report is intended for distribution only to "Major Institutional Investors" as defined by Rule 15a-6(b)(4) of the Exchange Act and interpretations thereof by SEC (henceforth referred to as "major institutional investors"). This document must not be acted on or relied on by persons who are not major institutional investors. Any investment or investment activity to which this document relates is only available to major institutional investors and will be engaged in only with major institutional investors. In reliance on the exemption from registration provided by Rule 15a-6 of the U.S. Securities Exchange Act of 1934, as amended (the "Exchange Act") and interpretations thereof by the U.S. Securities and Exchange Commission ("SEC") in order to conduct business with Institutional Investors based in the U.S., MOFSL has entered into a chaperoning agreement with a U.S. registered broker-dealer, Motilal Oswal Securities International Private Limited. ("MOSIPL"). Any business interaction pursuant to this report will have to be executed within the provisions of this chaperoning agreement.

The Research Analysts contributing to the report may not be registered /qualified as research analyst with FINRA. Such research analyst may not be associated persons of the U.S. registered broker-dealer, MOSIPL, and therefore, may not be subject to NASD rule 2711 and NYSE Rule 472 restrictions on communication with a subject company, public appearances and trading securities held by a research analyst account.

#### For Singapore

In Singapore, this report is being distributed by Motilal Oswal Capital Markets (Singapore) Pte. Ltd. ("MOCMSPL") (UEN 201129401Z), which is a holder of a capital markets services license and an exempt financial adviser in Singapore. This report is distributed solely to persons who (a) qualify as "institutional investors" as defined in section 4A(1)(c) of the Securities and Futures Act of Singapore ("SFA") or (b) are considered "accredited investors" as defined in section 2(1) of the Financial Advisers Regulations of Singapore read with section 4A(1)(a) of the SFA.

Accordingly, if a recipient is neither an "institutional investor" nor an "accredited investor", they must immediately discontinue any use of this Report and inform MOCMSPL.

In respect of any matter arising from or in connection with the research you could contact the following representatives of MOCMSPL. In case of grievances for any of the services rendered by MOCMSPL write to [grievances@motilaloswal.com](mailto:grievances@motilaloswal.com).

Nainesh Rajani

Email: [nainesh.rajani@motilaloswal.com](mailto:nainesh.rajani@motilaloswal.com)

Contact: (+65) 8328 0276

#### Specific Disclosures

- Research Analyst and/or his/her relatives do not have a financial interest in the subject company(ies), as they do not have equity holdings in the subject company(ies).  
MOFSL has financial interest in the subject company(ies) at the end of the week immediately preceding the date of publication of the Research Report: No.  
Nature of Financial interest is holding equity shares or derivatives of the subject company
- Research Analyst and/or his/her relatives do not have actual/beneficial ownership of 1% or more securities in the subject company(ies) at the end of the month immediately preceding the date of publication of Research Report.  
MOFSL has actual/beneficial ownership of 1% or more securities of the subject company(ies) at the end of the month immediately preceding the date of publication of Research Report: No
- Research Analyst and/or his/her relatives have not received compensation/other benefits from the subject company(ies) in the past 12 months.  
MOFSL may have received compensation from the subject company(ies) in the past 12 months.
- Research Analyst and/or his/her relatives do not have material conflict of interest in the subject company at the time of publication of research report.  
MOFSL does not have material conflict of interest in the subject company at the time of publication of research report.
- Research Analyst has not served as an officer, director or employee of subject company(ies).
- MOFSL has not acted as a manager or co-manager of public offering of securities of the subject company in past 12 months.

7. MOFSL has not received compensation for investment banking /merchant banking/brokerage services from the subject company(ies) in the past 12 months.
8. MOFSL may have received any compensation for products or services other than investment banking or merchant banking or brokerage services from the subject company(ies) in the past 12 months.
9. MOFSL may have received compensation or other benefits from the subject company(ies) or third party in connection with the research report.
10. MOFSL has not engaged in market making activity for the subject company.

The associates of MOFSL may have:

- financial interest in the subject company
- actual/beneficial ownership of 1% or more securities in the subject company at the end of the month immediately preceding the date of publication of the Research Report or date of the public appearance.
- received compensation/other benefits from the subject company in the past 12 months
- any other potential conflict of interests with respect to any recommendation and other related information and opinions.; however the same shall have no bearing whatsoever on the specific recommendations made by the analyst(s), as the recommendations made by the analyst(s) are completely independent of the views of the associates of MOFSL even though there might exist an inherent conflict of interest in some of the stocks mentioned in the research report.
- acted as a manager or co-manager of public offering of securities of the subject company in past 12 months
- be engaged in any other transaction involving such securities and earn brokerage or other compensation or act as a market maker in the financial instruments of the company(ies) discussed herein or act as an advisor or lender/borrower to such company(ies)
- received compensation from the subject company in the past 12 months for investment banking / merchant banking / brokerage services or from other than said services.
- Served subject company as its clients during twelve months preceding the date of distribution of the research report.

The associates of MOFSL has not received any compensation or other benefits from third party in connection with the research report

Above disclosures include beneficial holdings lying in demat account of MOFSL which are opened for proprietary investments only. While calculating beneficial holdings, It does not consider demat accounts which are opened in name of MOFSL for other purposes (i.e holding client securities, collaterals, error trades etc.). MOFSL also earns DP income from clients which are not considered in above disclosures.

#### Analyst Certification

The views expressed in this research report accurately reflect the personal views of the analyst(s) about the subject securities or issues, and no part of the compensation of the research analyst(s) was, is, or will be directly or indirectly related to the specific recommendations and views expressed by research analyst(s) in this report.

#### Terms & Conditions:

This report has been prepared by MOFSL and is meant for sole use by the recipient and not for circulation. The report and information contained herein is strictly confidential and may not be altered in any way, transmitted to, copied or distributed, in part or in whole, to any other person or to the media or reproduced in any form, without prior written consent of MOFSL. The report is based on the facts, figures and information that are considered true, correct, reliable and accurate. The intent of this report is not recommendatory in nature. The information is obtained from publicly available media or other sources believed to be reliable. Such information has not been independently verified and no guaranty, representation of warranty, express or implied, is made as to its accuracy, completeness or correctness. All such information and opinions are subject to change without notice. The report is prepared solely for informational purpose and does not constitute an offer document or solicitation of offer to buy or sell or subscribe for securities or other financial instruments for the clients. Though disseminated to all the customers simultaneously, not all customers may receive this report at the same time. MOFSL will not treat recipients as customers by virtue of their receiving this report.

#### Disclaimer:

The report and information contained herein is strictly confidential and meant solely for the selected recipient and may not be altered in any way, transmitted to, copied or distributed, in part or in whole, to any other person or to the media or reproduced in any form, without prior written consent. This report and information herein is solely for informational purpose and may not be used or considered as an offer document or solicitation of offer to buy or sell or subscribe for securities or other financial instruments. Nothing in this report constitutes investment, legal, accounting and tax advice or a representation that any investment or strategy is suitable or appropriate to your specific circumstances. The securities discussed and opinions expressed in this report may not be suitable for all investors, who must make their own investment decisions, based on their own investment objectives, financial positions and needs of specific recipient. This may not be taken in substitution for the exercise of independent judgment by any recipient. Each recipient of this document should make such investigations as it deems necessary to arrive at an independent evaluation of an investment in the securities of companies referred to in this document (including the merits and risks involved), and should consult its own advisors to determine the merits and risks of such an investment. The investment discussed or views expressed may not be suitable for all investors. Certain transactions -including those involving futures, options, another derivative products as well as non-investment grade securities - involve substantial risk and are not suitable for all investors. No representation or warranty, express or implied, is made as to the accuracy, completeness or fairness of the information and opinions contained in this document. The Disclosures of Interest Statement incorporated in this document is provided solely to enhance the transparency and should not be treated as endorsement of the views expressed in the report. This information is subject to change without any prior notice. The Company reserves the right to make modifications and alternations to this statement as may be required from time to time without any prior approval. MOFSL, its associates, their directors and the employees may from time to time, effect or have effected an own account transaction in, or deal as principal or agent in or for the securities mentioned in this document. They may perform or seek to perform investment banking or other services for, or solicit investment banking or other business from, any company referred to in this report. Each of these entities functions as a separate, distinct and independent of each other. The recipient should take this into account before interpreting the document. This report has been prepared on the basis of information that is already available in publicly accessible media or developed through analysis of MOFSL. The views expressed are those of the analyst, and the Company may or may not subscribe to all the views expressed therein. This document is being supplied to you solely for your information and may not be reproduced, redistributed or passed on, directly or indirectly, to any other person or published, copied, in whole or in part, for any purpose. This report is not directed or intended for distribution to, or use by, any person or entity who is a citizen or resident of or located in any locality, state, country or other jurisdiction, where such distribution, publication, availability or use would be contrary to law, regulation or which would subject MOFSL to any registration or licensing requirement within such jurisdiction. The securities described herein may or may not be eligible for sale in all jurisdictions or to certain category of investors. Persons in whose possession this document may come are required to inform themselves of and to observe such restriction. Neither the Firm, not its directors, employees, agents or representatives shall be liable for any damages whether direct or indirect, incidental, special or consequential including lost revenue or lost profits that may arise from or in connection with the use of the information. The person accessing this information specifically agrees to exempt MOFSL or any of its affiliates or employees from, any and all responsibility/liability arising from such misuse and agrees not to hold MOFSL or any of its affiliates or employees responsible for any such misuse and further agrees to hold MOFSL or any of its affiliates or employees free and harmless from all losses, costs, damages, expenses that may be suffered by the person accessing this information due to any errors and delays.

This report is meant for the clients of Motilal Oswal only.

Investment in securities market are subject to market risks. Read all the related documents carefully before investing.

Registration granted by SEBI and certification from NISM in no way guarantee performance of the intermediary or provide any assurance of returns to investors.

Registered Office Address: Motilal Oswal Tower, Rahimtullah Sayani Road, Opposite Parel ST Depot, Prabhadevi, Mumbai-400025; Tel No.: 022 - 71934200 / 71934263;

www.motilaloswal.com. Correspondence Address: Palm Spring Centre, 2nd Floor, Palm Court Complex, New Link Road, Malad (West), Mumbai- 400 064. Tel No: 022 71881000. Details of Compliance Officer: Neeraj Agarwal, Email Id: na@motilaloswal.com, Contact No.:022-40548085.

Grievance Redressal Cell:

Contact Person	Contact No.	Email ID
Ms. Hemangi Date	022 40548000 / 022 67490600	query@motilaloswal.com
Ms. Kumud Upadhyay	022 40548082	servicehead@motilaloswal.com
Mr. Ajay Menon	022 40548083	am@motilaloswal.com

Registration details of group entities.: Motilal Oswal Financial Services Ltd. (MOFSL): INZ000158836 (BSE/NSE/MCX/NCDEX); CDSL and NSDL: IN-DP-16-2015; Research Analyst: INH000000412 . AMFI: ARN : 146822. IRDA Corporate Agent – CA0579. Motilal Oswal Financial Services Ltd. is a distributor of Mutual Funds, PMS, Fixed Deposit, Insurance, Bond, NCDs and IPO products.

Customer having any query/feedback/ clarification may write to query@motilaloswal.com. In case of grievances for any of the services rendered by Motilal Oswal Financial Services Limited (MOFSL) write to grievances@motilaloswal.com, for DP to dpgrievances@motilaloswal.com.