

Monthly **Market**

Newsletter

July 2025

**Thought for the
month**

**“Don’t be afraid to give up the
good to go for the great.”**

John D. Rockefeller



Market Setup

- Market Outlook
 - Equity Investment Ideas
 - Technical & Derivatives Outlook
- Commodities Market Outlook
 - Advisory Products

Benchmark Indices

Index	Jun-25	MoM (%)	YoY (%)
Sensex	83,606	2.6	5.8
Nifty	25,517	3.1	6.3

Economic Pulse

Key Indicators	Curr. Month	Prev. Month
IIP	1.2%	2.7%
CPI	2.28%	3.16%

Key Highlights

- Nifty closes above 25k after nine months.
- FII record inflows for the fourth consecutive month.
- Monsoon 10% above LPA by early July.



Siddhartha Khemka

Sr. Group Vice President
Head – Retail Research

Equity markets extended their upward momentum for the fourth consecutive month in June'25 supported by robust domestic macroeconomic indicators, easing inflation, strong FII and DII inflows, and above-normal monsoon rainfall. This rally persisted despite several global headwinds, including Israel Iran conflict, and the looming US tariff deadline on 9th July.

Nifty gained 3.1% (up 767 points) in June'25, to close at 25,517, crossing the 25k mark after a period of 9 months (since Sep'24). Broader markets outperformed with Nifty Midcap 100 rising +4.0% while Smallcap 100 index jumped 6.7%.

FIIs remained net buyers for the fourth consecutive month, investing ₹7,489 crore in Jun'25; while DIIs inflows remained healthy at ₹72,674 crore for the month.

On the macro front, retail inflation eased to a six-year low of 2.82% in May'25 from 3.16% in April'25. In FY25, current account deficit stood at just 0.6% of GDP, the lowest in last 4 years, led by strong software and business services exports.

Monsoon trends have also been encouraging. As of July 1, cumulative all-India rainfall stood at 110% of the long-period average (LPA), with the early onset and strong progression of the southwest monsoon providing a timely boost to the agricultural sector. This is expected to spur rural demand, agri-input consumption, and contribute to a broader economic revival.

Capital expenditure has picked up in FY26, with government capex rising 54% YoY to ₹2.2 trillion in April-May 2025. This front-loaded spending is driving momentum in sectors such as cement, infrastructure, and capital goods.

We view IQFY26 as the "Crossover quarter," transitioning from the muted single-digit earnings growth seen in FY25 to a more sustainable double-digit trajectory over the next few quarters. Bottom-up estimates of our analyst estimates suggest a 10%/5% YoY growth in IQFY26 MOFSL/Nifty earnings.

While Indian equity market has risen over the past few months, we see potential for further market up-move, especially in an environment of improving corporate earnings growth, low interest rates, ample liquidity, and macroeconomic recovery.

Equity Investment Ideas

INOX Wind

CMP : ₹ 177
Target : ₹ 210
Upside: 19%

BUY

- INOX Wind a leading integrated wind OEM in India, offers solutions from turbine manufacturing to project execution & O&M.
- Backed by 2.5GW capacity & a robust 3.2GW order book, it is well-positioned to benefit from India's plan to double its wind capacity to 100GW by 2030.
- Wind Turbine Generators ramp-up & O&M scale-up are underway, supported by a 1,500MW turnkey order & growing repeat business.
- Backed by policy tailwinds & a new 4MW turbine pipeline, we estimate 48% revenue & 38% EBITDA CAGR over FY25–28.

- FB is one of our preferred BUY-rated ideas among mid-size private banks. Under new CEO Mr. KVS Manian, FB is addressing its gaps and pivoting toward sustainable, return-driven growth across businesses and geographies.
- We estimate loan growth to sustain at 17% CAGR over FY25–28E, with asset quality remaining robust.
- Deposit growth is expected to accelerate at 15% CAGR over FY25–28, driven by a CA-led CASA push, a stronger NR franchise, and branch realignment.
- We estimate RoA/RoE at 1.4%/15.6% by FY28E, driven by better margins, asset mix shift, and improved cost efficiency.

Federal Bank

CMP : ₹ 214
Target : ₹ 250
Upside: 17%

BUY

UTI AMC

CMP : ₹ 1346
Target : ₹ 1550
Upside: 15%

BUY

- UTI AMC expanded its product suite with launches of a Quant Fund (Q4) & Multi-Cap Fund (Apr'25), along with smart beta & thematic index offerings.
- It continues to deepen penetration in B30 cities, with 22% of monthly avg AUM in Mar'25 from these regions, vs ind. avg of ~18%. It added 68 new Tier-2/3 branches in FY25, aiding 0.9m net folio additions.
- We project AUM/Revenue/Core PAT CAGR of 17%/13%/20% over FY25–27. Growth will be supported by product innovation, strong EPFO mandates, digital distribution, and increasing demand for low-cost passive and hybrid investment strategies.

- HAL posted a resilient FY25 with 10% YoY PAT growth, supported by improved margins and normalization of provisions.
- HAL's robust INR1.8t order book and resolution of engine supply issues for Tejas Mk1A aircraft support execution momentum. The company aims to deliver 12 LCA aircraft in FY26.
- We model a revenue/PAT CAGR of 21%/14% over FY25–27, supported by stable EBITDA margins (~29%), strong cash flows, and manageable capex.
- HAL has also climbed to the 3rd spot among PSUs by market cap in Jun'25, highlighting sectoral leadership and sustained investor interest.

HAL

CMP : ₹ 5003
Target : ₹ 5650
Upside: 13%

BUY

Technical & Derivatives Outlook



- Nifty index continued strength from May and witnessed renewed buying interest towards the end where the index jumped above 25650 zones in June. It consolidated for most part of the month with shallow dips in between which were quickly absorbed. On the sectoral front we have witnessed continues buying interest in the Financials, Infra, Auto, Private Bank, Consumption, Metal and IT sector while fresh buying interest is witnessed in sectors like Pharma with some weakness and short build up in FMCG space.
- Technically, Nifty formed a bullish candle and has been making higher highs from the last four months. Buyers were in control but the index consolidated for the majority of the period. A decisive shift in the momentum could be seen after the breakout in the last week and it moved by almost 1200 points. Now it has to hold above 25250 zones for an up move towards 26000 and then to its all time high of 26277 zones with immediate support placed at 25000 and 24800 zones.

Derivative Strategy

NIFTY

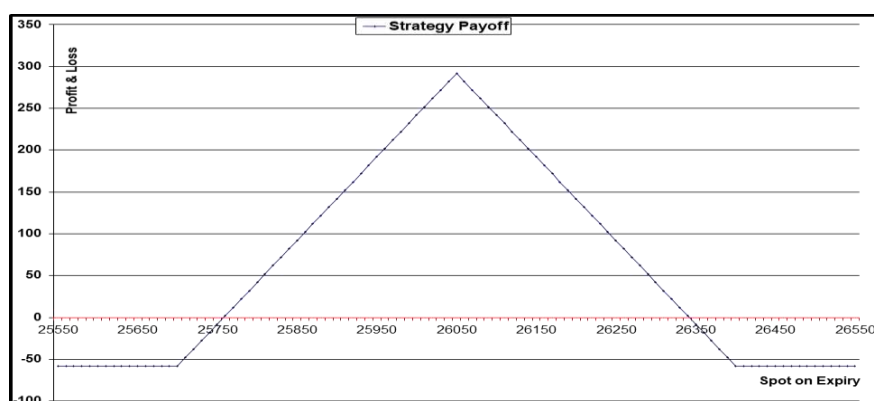
Bull Call Butterfly : July Series

- Nifty index finally witnessed a range breakout on weekly scale after six weeks and formed a strong bullish candle.
- On daily scale Index is forming higher lows from last few sessions as buying interest is visible at lower levels and its trading above short term moving averages with overall buy on dips stance.
- Maximum Put OI is at 25000 and 25500 strike while Call OI is seen at 26000 strike.
- Thus suggesting Bull Call Butterfly to play the upside swing with decline in volatility going ahead.

BUY 1 LOT OF 25700 CALL
SELL 1 LOT OF 26050 CALL
SELL 1 LOT OF 26050 CALL
BUY 1 LOT OF 26400 CALL

Margin Required : Rs.85,000
Net Premium Paid : 60 Points (Rs.4500)
Max Risk : 60 Points (Rs.4500)
Max Profit: 290 Points (Rs.21750)
Lot size : 75

Profit if it remains in between 25760 to 26340 zones



Bank Nifty


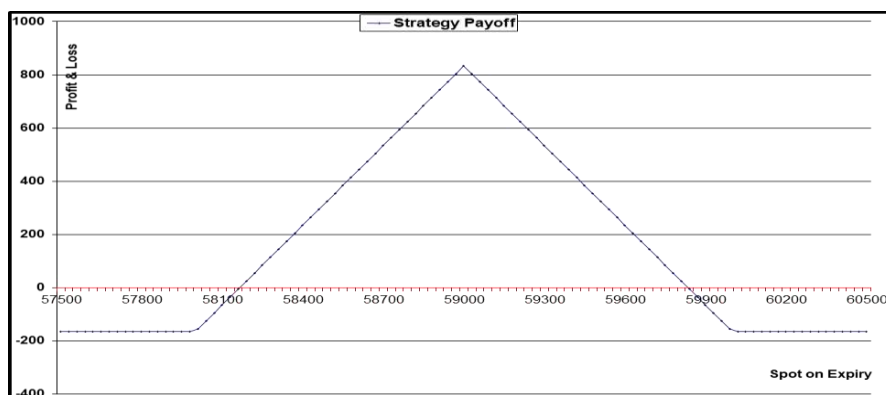
Bull Call Butterfly : July Series

- Bank Nifty index is in strong uptrend and gave range breakout on weekly scale with strong bullish candle.
- Index is trading above its short term moving averages and momentum likely to continue going ahead as good buying interest visible across banking stocks.
- Maximum Put OI is intact at 56000 levels while Call OI is at 60000 strike.
- Thus suggesting Bull Call Butterfly Spread to play the upside momentum with decline in volatility.

BUY 1 LOT OF 58000 CALL, SELL 1 LOT OF 59000 CALL,
SELL 1 LOT OF 59000 CALL, BUY 1 LOT OF 60000 CALL

Margin Required : Rs.85,000
Net Premium Paid : 165 Points (Rs.5775)
Max Risk : 165 Points (Rs.5775)
Max Profit: 835 Points (Rs.29225)
Lot size : 35

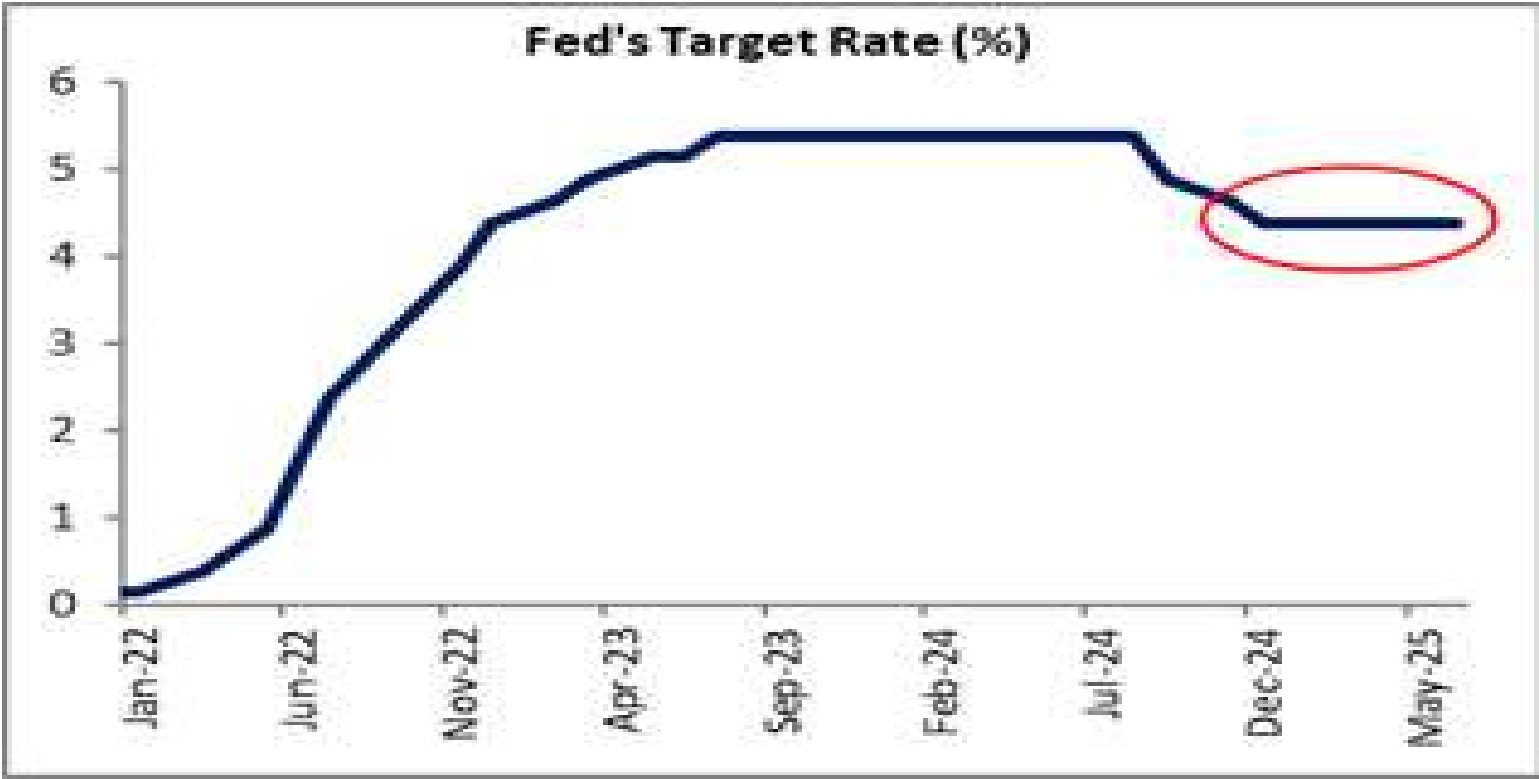
Profit if it remains in between 58165 to 59835 zones.



Commodities & Currency Outlook

- We've seen an impressive rally in gold prices and were fortunate to have been part of this uptrend since 2019.
- We adopted a bullish stance early on, around ~Rs. 30,000, targeting ~Rs. 50,000, and have stayed invested since then.
- Throughout this period, we've consistently reiterated our outlook in our Gold Quarterly and annual reports, steadily raising our targets.
- Last year, we issued four quarterly updates and one annual report—all of which exceeded their projections.
- More recently, we released a report anticipating levels near ~Rs. 98,000, which nearly reached its stated target of Rs. 1,02,000.
- Several drivers have fueled this rally, many of which we believe are already reflected in prices:
 - ✓ Risk premium from geopolitical tensions has eased, especially among Israel-Iran and Russia –Ukraine relations.
 - ✓ Trade-related uncertainties are subsiding as tariff disputes calm down
 - ✓ Expectations of rate cuts are delayed, which otherwise could have lifted prices further
 - ✓ Central banks continue to buy gold, though the overall quantity has decreased significantly
 - ✓ Dollar index is dropping quickly, while de-dollarization trends are gaining momentum
 - ✓ Expected appreciation in USDINR can be a major factor influencing domestic prices
 - ✓ Some signs of market fatigue are also emerging at these higher levels
- For gold prices to advance further, the market now requires fresh and significant catalysts
- So far, we've witnessed gains exceeding 30%, and historical data over the past 25 years shows that Comex gold has never achieved more than 32% returns in a single year
- At this stage, we need to wait for more clarity or a decisive trigger, so a period of consolidation may be appropriate
- Should any longer-term triggers emerge, we would consider re-entering to continue our successful run
- We could witness a correction of 5-7% which is ~ Rs. 90,000 to 92,000 on domestic front
- Tactical traders holding long positions may consider hedging or exiting from position and wait for a clear direction ahead

Commodities & Currency Outlook



Intelligent Advisory Portfolios (IAP)

IAP offers a diverse range of pre-packaged equity portfolios advised by Registered Investment Advisors (RIAs), ideal for both active and passive investors. These portfolios are curated & monitored by the RIAs and follow strict rules & parameters to manage your investments.

Benefits of IAP



Diversified option to choose from ROBO Managed Investment Products to process driven products with the advisor overlay



Flexible investment modes with option to choose Lump Sum & SIP



24X7 Portfolio tracking



Option to choose from Dynamic or Static portfolios



Choice to execute advice

Product offerings in Intelligent Advisory Portfolios

- **Alpha Bluechip**
- **Abakkus Smart Flexi Cap**
- **Buoyant Opportunities**
- **Trend Investing**
- **NS Industry Champ**
- **NS MID & Smallcap**
- **NS 5Tx5T**
- **NS Ethical**
- **PRIME**
- **Zodiac**
- **Alpha next**
- **AAA EBO**
- **Alpha Masters of the Street**



Disclosures:

The following Disclosures are being made in compliance with the SEBI Research Analyst Regulations 2014 (herein after referred to as the Regulations).

Motilal Oswal Financial Services Ltd. (MOFSL) is a SEBI Registered Research Analyst having registration no. INH000000412. MOFSL, the Research Entity (RE) as defined in the Regulations, is engaged in the business of providing Stock broking services, Depository participant services & distribution of various financial products. MOFSL is a listed public company, the details in respect of which are available on www.motilaloswal.com. MOFSL is registered with the Securities & Exchange Board of India (SEBI) and is a registered Trading Member with National Stock Exchange of India Ltd. (NSE) and Bombay Stock Exchange Limited (BSE), Multi Commodity Exchange of India Limited (MCX) and National Commodity & Derivatives Exchange Limited (NCDEX) for its stock broking activities & is Depository participant with Central Depository Services Limited (CDSL) National Securities Depository Limited (NSDL), NERL, COMRIS and CCRL and is member of Association of Mutual Funds of India (AMFI) for distribution of financial products and Insurance Regulatory & Development Authority of India (IRDA) as Corporate Agent for insurance products. Details of associate entities of Motilal Oswal Financial Services Ltd. are available on the website at <http://onlinereports.motilaloswal.com/Dormant/documents/Associate%20Details.pdf>

Details of pending Enquiry Proceedings of Motilal Oswal Financial Services Limited are available on the website at <https://galaxy.motilaloswal.com/ResearchAnalyst/PublishViewLitigation.aspx>

MOFSL, it's associates, Research Analyst or their relatives may have any financial interest in the subject company. MOFSL and/or its associates and/or Research Analyst or their relatives may have actual beneficial ownership of 1% or more securities in the subject company at the end of the month immediately preceding the date of publication of the Research Report or date of the public appearance. MOFSL and its associate company(ies), their directors and Research Analyst and their relatives may have any other potential conflict of interests at the time of publication of the research report or at the time of public appearance, however the same shall have no bearing whatsoever on the specific recommendations made by the analyst(s), as the recommendations made by the analyst(s) are completely independent of the views of the associates of MOFSL even though there might exist an inherent conflict of interest in some of the stocks mentioned in the research report..

In the past 12 months, MOFSL or any of its associates may have:

- a) received any compensation/other benefits from the subject company of this report
- b) managed or co-managed public offering of securities from subject company of this research report,
- c) received compensation for investment banking or merchant banking or brokerage services from subject company of this research report,
- d) received compensation for products or services other than investment banking or merchant banking or brokerage services from the subject company of this research report.
- MOFSL and it's associates have not received any compensation or other benefits from the subject company or third party in connection with the research report.
- Subject Company may have been a client of MOFSL or its associates during twelve months preceding the date of distribution of the research report.
- Research Analyst may have served as director/officer/employee in the subject company.
- MOFSL and research analyst may engage in market making activity for the subject company.

MOFSL and its associate company(ies), and Research Analyst and their relatives from time to time may have:

- a) a long or short position in, act as principal in, and buy or sell the securities or derivatives thereof of companies mentioned herein.
- (b) be engaged in any other transaction involving such securities and earn brokerage or other compensation or act as a market maker in the financial instruments of the company(ies) discussed herein or act as an advisor or lender/borrower to such company(ies) or may have any other potential conflict of interests with respect to any recommendation and other related information and opinions.; however the same shall have no bearing whatsoever on the specific recommendations made by the analyst(s), as the recommendations made by the analyst(s) are completely independent of the views of the associates of MOFSL even though there might exist an inherent conflict of interest in some of the stocks mentioned in the research report.

Above disclosures include beneficial holdings lying in demat account of MOFSL which are opened for proprietary investments only. While calculating beneficial holdings, It does not consider demat accounts which are opened in name of MOFSL for other purposes (i.e holding client securities, collaterals, error trades etc.). MOFSL also earns DP income from clients which are not considered in above disclosures.

To enhance transparency, MOFSL has incorporated a Disclosure of Interest Statement in this document. This should, however, not be treated as endorsement of the views expressed in the report. MOFSL and / or its affiliates do and seek to do business including investment banking with companies covered in its research reports. As a result, the recipients of this report should be aware that MOFSL may have a potential conflict of interest that may affect the objectivity of this report.

Terms & Conditions:

This report has been prepared by MOFSL and is meant for sole use by the recipient and not for circulation. The report and information contained herein is strictly confidential and may not be altered in any way, transmitted to, copied or distributed, in part or in whole, to any other person or to the media or reproduced in any form, without prior written consent of MOFSL. The report is based on the facts, figures and information that are considered true, correct, reliable and accurate. The intent of this report is not recommendatory in nature. The information is obtained from publicly available media or other sources believed to be reliable. Such information has not been independently verified and no guaranty, representation of warranty, express or implied, is made as to its accuracy, completeness or correctness. All such information and opinions are subject to change without notice. The report is prepared solely for informational purpose and does not constitute an offer document or solicitation of offer to buy or sell or subscribe for securities or other financial instruments for the clients. Though disseminated to all the customers simultaneously, not all customers may receive this report at the same time. MOFSL will not treat recipients as customers by virtue of their receiving this report.

Analyst Certification

The views expressed in this research report accurately reflect the personal views of the analyst(s) about the subject securities or issues, and no part of the compensation of the research analyst(s) was, is, or will be directly or indirectly related to the specific recommendations and views expressed by research analyst(s) in this report.

Disclosure of Interest Statement

Analyst ownership of the stock No

A graph of daily closing prices of securities is available at www.nseindia.com, www.bseindia.com. Research Analyst views on Subject Company may vary based on Fundamental research and Technical Research. Proprietary trading desk of MOFSL or its associates maintains arm's length distance with Research Team as all the activities are segregated from MOFSL research activity and therefore it can have an independent view with regards to subject company for which Research Team have expressed their views.

Regional Disclosures (outside India)

This report is not directed or intended for distribution to or use by any person or entity resident in a state, country or any jurisdiction, where such distribution, publication, availability or use would be contrary to law, regulation or which would subject MOFSL & its group companies to registration or licensing requirements within such jurisdictions.

For Hong Kong:

This report is distributed in Hong Kong by Motilal Oswal capital Markets (Hong Kong) Private Limited, a licensed corporation (CE AYY-301) licensed and regulated by the Hong Kong Securities and Futures Commission (SFC) pursuant to the Securities and Futures Ordinance (Chapter 571 of the Laws of Hong Kong) "SFO". As per SEBI (Research Analyst Regulations) 2014 Motilal Oswal Financial Services Limited (SEBI Reg No. INH000000412) has an agreement with Motilal Oswal capital Markets (Hong Kong) Private Limited for distribution of research report in Hong Kong. This report is intended for distribution only to "Professional Investors" as defined in Part I of Schedule 1 to SFO. Any investment or investment activity to which this document relates is only available to professional investor and will be engaged only with professional investors." Nothing here is an offer or solicitation of these securities, products and services in any jurisdiction where their offer or sale is not qualified or exempt from registration. The Indian Analyst(s) who compile this report is/are not located in Hong Kong & are not conducting Research Analysis in Hong Kong.

For U.S.

MOTILAL Oswal Financial Services Limited (MOFSL) is not a registered broker - dealer under the U.S. Securities Exchange Act of 1934, as amended (the "1934 act") and under applicable state laws in the United States. In addition MOFSL is not a registered investment adviser under the U.S. Investment Advisers Act of 1940, as amended (the "Advisers Act" and together with the 1934 Act, the "Acts"), and under applicable state laws in the United States. Accordingly, in the absence of specific exemption under the Acts, any brokerage and investment services provided by MOFSL, including the products and services described herein are not available to or intended for U.S. persons. This report is intended for distribution only to "Major Institutional Investors" as defined by Rule 15a-6(b)(4) of the Exchange Act and interpretations thereof by SEC (henceforth referred to as "major institutional investors"). This document must not be acted on or relied on by persons who are not major institutional investors. Any investment or investment activity to which this document relates is only available to major institutional investors and will be engaged in only with major institutional investors. In reliance on the exemption from registration provided by Rule 15a-6 of the U.S. Securities Exchange Act of 1934, as amended (the "Exchange Act") and interpretations thereof by the U.S. Securities and Exchange Commission ("SEC") in order to conduct business with Institutional Investors based in the U.S., MOFSL has entered into a chaperoning agreement with a U.S. registered broker-dealer, Motilal Oswal Securities International Private Limited. ("MOSIPL"). Any business interaction pursuant to this report will have to be executed within the provisions of this chaperoning agreement.

The Research Analysts contributing to the report may not be registered /qualified as research analyst with FINRA. Such research analyst may not be associated persons of the U.S. registered broker-dealer, MOSIPL, and therefore, may not be subject to NASD rule 2711 and NYSE Rule 472 restrictions on communication with a subject company, public appearances and trading securities held by a research analyst account.

For Singapore

In Singapore, this report is being distributed by Motilal Oswal Capital Markets Singapore Pte Ltd ("MOCMSPL") (Co.Reg. NO. 201129401Z) which is a holder of a capital markets services license and an exempt financial adviser in Singapore, as per the approved agreement under Paragraph 9 of Third Schedule of Securities and Futures Act (CAP 289) and Paragraph 11 of First Schedule of Financial Advisors Act (CAP 110) provided to MOCMSPL by Monetary Authority of Singapore. Persons in Singapore should contact MOCMSPL in respect of any matter arising from, or in connection with this report/publication/communication. This report is distributed solely to persons who qualify as "Institutional Investors", of which some of whom may consist of "accredited" institutional investors as defined in section 4A(1) of the Securities and Futures Act, Chapter 289 of Singapore ("the SFA"). Accordingly, if a Singapore person is not or ceases to be such an institutional investor, such Singapore Person must immediately discontinue any use of this Report and inform MOCMSPL.

Disclaimer:

This report is intended for distribution to Retail Investors.

The report and information contained herein is strictly confidential and meant solely for the selected recipient and may not be altered in any way, transmitted to, copied or distributed, in part or in whole, to any other person or to the media or reproduced in any form, without prior written consent. This report and information herein is solely for informational purpose and may not be used or considered as an offer document or solicitation of offer to buy or sell or subscribe for securities or other financial instruments. Nothing in this report constitutes investment, legal, accounting and tax advice or a representation that any investment or strategy is suitable or appropriate to your specific circumstances. The securities discussed and opinions expressed in this report may not be suitable for all investors, who must make their own investment decisions, based on their own investment objectives, financial positions and needs of specific recipient. This may not be taken in substitution for the exercise of independent judgment by any recipient. Each recipient of this document should make such investigations as it deems necessary to arrive at an independent evaluation of an investment in the securities of companies referred to in this document (including the merits and risks involved), and should consult its own advisors to determine the merits and risks of such an investment. The investment discussed or views expressed may not be suitable for all investors. Certain transactions -including those involving futures, options, another derivative products as well as non-investment grade securities - involve substantial risk and are not suitable for all investors. No representation or warranty, express or implied, is made as to the accuracy, completeness or fairness of the information and opinions contained in this document. The Disclosures of Interest Statement incorporated in this document is provided solely to enhance the transparency and should not be treated as endorsement of the views expressed in the report. This information is subject to change without any prior notice. The Company reserves the right to make modifications and alternations to this statement as may be required from time to time without any prior approval. MOFSL, its associates, their directors and the employees may from time to time, effect or have effected an own account transaction in, or deal as principal or agent in or for the securities mentioned in this document. They may perform or seek to perform investment banking or other services for, or solicit investment banking or other business from, any company referred to in this report. Each of these entities functions as a separate, distinct and independent of each other. The recipient should take this into account before interpreting the document. This report has been prepared on the basis of information that is already available in publicly accessible media or developed through analysis of MOFSL. The views expressed are those of the analyst, and the Company may or may not subscribe to all the views expressed therein. This document is being supplied to you solely for your information and may not be reproduced, redistributed or passed on, directly or indirectly, to any other person or published, copied, in whole or in part, for any purpose. This report is not directed or intended for distribution to, or use by, any person or entity who is a citizen or resident of or located in any locality, state, country or other jurisdiction, where such distribution, publication, availability or use would be contrary to law, regulation or which would subject MOFSL to any registration or licensing requirement within such jurisdiction. The securities described herein may or may not be eligible for sale in all jurisdictions or to certain category of investors. Persons in whose possession this document may come are required to inform themselves of and to observe such restriction. Neither the Firm, not its directors, employees, agents or representatives shall be liable for any damages whether direct or indirect, incidental, special or consequential including lost revenue or lost profits that may arise from or in connection with the use of the information. The person accessing this information specifically agrees to exempt MOFSL or any of its affiliates or employees from, any and all responsibility/liability arising from such misuse and agrees not to hold MOFSL or any of its affiliates or employees responsible for any such misuse and further agrees to hold MOFSL or any of its affiliates or employees free and harmless from all losses, costs, damages, expenses that may be suffered by the person accessing this information due to any errors and delays.

This report is meant for the clients of Motilal Oswal only.

Investment in securities market are subject to market risks. Read all the related documents carefully before investing.

Registration granted by SEBI and certification from NISM in no way guarantee performance of the intermediary or provide any assurance of returns to investors.

Registered Office Address: Motilal Oswal Tower, Rahimtullah Sayani Road, Opposite Parel ST Depot, Prabhadevi, Mumbai-400025; Tel No.: 022 - 71934200 / 71934263; www.motilaloswal.com. Correspondence Address: Palm Spring Centre, 2nd Floor, Palm Court Complex, New Link Road, Malad (West), Mumbai-400 064. Tel No: 022 71881000. Details of Compliance Officer: Neeraj Agarwal, Email Id: na@motilaloswal.com, Contact No.:022-40548085.

Grievance Redressal Cell:

Contact Person	Contact No.	Email ID
Ms. Hemangi Date	022 40548000 / 022 67490600	query@motilaloswal.com
Ms. Kumud Upadhyay	022 40548082	servicehead@motilaloswal.com
Mr. Ajay Menon	022 40548083	am@motilaloswal.com

Registration details of group entities.: Motilal Oswal Financial Services Ltd. (MOFSL): INZ000158836 (BSE/NSE/MCX/NCDEX); CDSL and NSDL: IN-DP-16-2015; Research Analyst: INH000000412 . AMFI: ARN .: 146822. IRDA Corporate Agent – CA0579. Motilal Oswal Financial Services Ltd. is a distributor of Mutual Funds, PMS, Fixed Deposit, Insurance, Bond, NCDs and IPO products.

Customer having any query/feedback/ clarification may write to query@motilaloswal.com. In case of grievances for any of the services rendered by Motilal Oswal Financial Services Limited (MOFSL) write to grievances@motilaloswal.com, for DP to dpgrievances@motilaloswal.com.