

Glenmark Pharma

BSE SENSEX
83,190

S&P CNX
25,355



Stock Info

Bloomberg	GNP IN
Equity Shares (m)	282
M.Cap.(INRb)/(USD\$)	537.3 / 6.3
52-Week Range (INR)	1920 / 1275
1, 6, 12 Rel. Per (%)	17/15/34
12M Avg Val (INR M)	1314
Free float (%)	53.4

Financials & Valuations (INR b)

Y/E March	FY25	FY26E	FY27E
Sales	133.2	146.2	162.9
EBITDA	23.7	28.0	32.7
Adj. PAT	13.5	16.3	20.5
EBIT Margin (%)	17.8	19.2	20.0
Adj EPS (INR)	47.7	57.9	72.6
EPS Gr. (%)	NA	21.3	25.5
BV/Sh. (INR)	313.6	367.9	436.3

Ratios

Net D-E	0.1	-0.1	-0.2
RoE (%)	16.1	17.0	18.1
RoCE (%)	16.8	16.8	18.0
Payout (%)	8.1	6.2	5.8

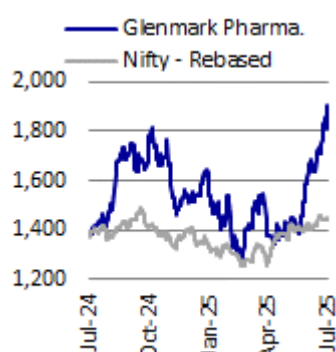
Valuations

P/E (x)	40.1	33.1	26.3
EV/EBITDA (x)	23.0	19.1	16.0
Div. Yield (%)	0.1	0.2	0.2
FCF Yield (%)	-8.2	9.1	9.1
EV/Sales (x)	4.1	3.7	3.2

Shareholding Pattern (%)

As On	Mar-25	Dec-24	Mar-24
Promoter	46.7	46.7	46.6
DII	14.6	13.9	13.4
FII	23.2	23.5	21.4
Others	15.6	16.0	18.6

Stock's performance (one-year)



CMP:INR1,904

TP: 2,430 (+28%)

Buy

Innovation validated; blockbuster potential unfolds

AbbVie partnership signals a new era for Glenmark Pharma (GNP)

GNP's subsidiary, Ichnos Glenmark Innovation (IGI), has signed an exclusive licensing agreement with AbbVie for its lead investigational asset, ISB-2001.

- The deal validates several aspects of GNP: a) the strength of IGI's BEAT protein platform for oncology and auto-immune diseases; b) the potential of ISB-2001 to treat relapsed/refractory multiple myeloma; and c) the commercial viability of ISB-2001 following successful clinical trials and subsequent commercialization.
- Moreover, AbbVie has established itself as a diversified biopharma leader, combining scientific innovation with strong commercial execution. In oncology, the company has built a robust presence anchored by two cornerstone therapies: Imbruvica, a BTK inhibitor, and Venclexta, a BCL-2 inhibitor. These medicines have transformed the treatment landscape for chronic lymphocytic leukemia and other B-cell malignancies, generating multi-billion-dollar revenues and reinforcing AbbVie's reputation as a pioneer in hematologic cancer.
- Notably, oncology accounts for the majority of global licensing deals. This agreement ranks as the fourth-largest worldwide in terms of upfront payment.
- Based on the contours of the deal, we add an NPV of INR470 per share to the 27x 12M forward base business earnings to arrive at our TP of INR2,430. Over the past two years, GNP has: a) reduced its financial leverage; b) improved the commercial prospects of innovative R&D; c) strengthened its ANDA pipeline for the US market; and d) undertaken a strategic reset in its domestic formulation business. Accordingly, we estimate 11%/17%/20% sales/EBITDA/PAT CAGR over FY25-27, reaching INR163b/INR33b/INR20b. Reiterate BUY.

Deal details

- Under the agreement, AbbVie will receive exclusive rights to develop, manufacture, and commercialize ISB-2001 across key developed markets, including North America, Europe, Japan, and Greater China.
- GNP will retain the rights to develop, manufacture, and sell in emerging markets, including the rest of Asia, Latin America, Russia/CIS, the Middle East, Africa, Australia, New Zealand, and South Korea.
- IGI will receive an upfront payment of USD700m from AbbVie, contingent on regulatory approvals. Additionally, the company is eligible to earn up to USD1.2b through achievement-based development, regulatory, and commercial milestone payments. IGI will also receive tiered, double-digit royalties on sales generated by AbbVie.
- ISB-2001 is a first-in-class trispecific T-cell engager that targets BCMA and CD38 on myeloma cells and CD3 on T-cells. It is currently in Phase 1 clinical trials for relapsed/refractory multiple myeloma (RRMM).

Leading global licensing deal in terms of upfront payment

- The GNP-AbbVie agreement ranks as the fourth-largest deal in the pharmaceutical industry based on the size of the upfront payment.
- Notably, 9 out of the top 10 licensing deals over the past seven years have been in the oncology space.
- ADCs, bispecifics, and protein degraders are currently commanding the highest upfront payments in licensing deals.

Scientifically superior drug to treat RRMM

- ISB-2001 is a CD3 plus T-cell engager (TCE) that co-targets BCMA and CD38, designed to improve cytotoxicity against multiple myeloma. This increases the chance of hitting cancer even if one antigen is downregulated (a known resistance mechanism associated with BCMA-only therapies).
- The overall response rate (ORR) achieved so far is the highest among approved treatments. ISB-2001 also demonstrated a high complete/stringent complete response (CR/sCR) rate of 30% at active doses, along with a favorable safety profile. While these rates may appear lower and milder at this stage, longer follow-up would be required.

Strong commercial prospects for ISB-2001

- The business prospects of commercialized drugs to treat RRMM have been significant, with Darzalex, Janssen recording the maximum annual sales of USD9b for MM and AL amyloidosis. Several drugs were commercialized during CY20-23, which continue to scale up in terms of revenue.
- CAR-T and bispecifics are the fastest-growing segments, with revenues expected to double over the next three years. Newer bispecifics (Teclistamab, Elranatamab, Talquetamab) are in the earlier stages of ramping up.
- Notably, the number of patients diagnosed with MM has been increasing, accounting for 0.9% of the global cancer patient population. Annually, about 160k-180k new cases of MM are diagnosed worldwide.
- AbbVie's oncology portfolio includes four major products, with cumulative sales of USD8b.
- The portfolio includes a combination of established blockbuster drugs and rapidly scaling new launches. It also includes multiple investigational cancer therapies spanning a broad range of mechanisms.
- Backed by its superior treatment profile and AbbVie's robust commercial strength, ISB-2001 holds strong potential to emerge as a blockbuster drug in the RRMM space.

Valuation and view

- We add an NPV of INR470 per share, factoring in the upfront receipt of USD700m as well as the receipt of USD1.2b linked to development, regulatory, and commercial milestones payments.
- We expect a 23% earnings CAGR over FY25-27, led by 10%/7%/12%/14% CAGR in the domestic formulation/US/EU/ROW segment and 200bp margin expansion.
- In addition to the significant commercial benefit from innovative R&D, GNP is actively strengthening its US generics pipeline in the respiratory and injectable segments.
- Accordingly, we assign a 27x 12M forward earnings to arrive at an SOTP of INR2,430. Reiterate BUY.

Exhibit 1: Snapshot of licensed deals with significant upfront payments

Year	Licensee	Licensor	Asset / Program	Upfront Payment (USDm)	Total Deal Value (USDm)	Indication / Area
CY18	Bristol Myers Squibb	Nektar Therapeutics	Bempegaldesleukin (PEGylated IL-2)	1000	3600	Oncology
CY23	Bristol Myers Squibb	SystImmune	EGFR × HER3 bispecific antibody (BL-B01D1)	800	8400	Oncology
CY23	AbbVie	ImmunoGen	Elahere (FRα ADC)	700	10000	Oncology
CY23	AbbVie	IGI	ISB 2001 (trispecific T-cell engager)	700	1900	Oncology
CY23	Merck & Co	Kelun-Biotech	ADC programs incl. SKB264	175	9300	Oncology (ADC)
CY23	Pfizer	Arvinas	ARV-471 (ER degrader)	650	1200	Breast Cancer
CY20	Roche	Blueprint Medicines	Pralsetinib (RET inhibitor) ex-US	675	1700	Oncology
CY24	Sanofi	BioNTech	CD40 mAb and other IO assets	350	1500	Oncology
CY24	Merck & Co	Orion Pharma	ODM-208 (CYP11A1 inhibitor)	290	2500	Prostate Cancer
CY23	Roche	Alnylam	zilebesiran (RNAi therapy for hypertension)	310	2800	Cardiovascular

Source: MOFSL, Industry

Exhibit 2: ISB-2001 expected to be superior to existing treatments

Therapy	ORR (%)	CR/sCR (%)	CRS Incidence	Notes
ISB 2001	79	30	Mostly low-grade	Early Phase 1, small sample
Teclistamab	63	40	~70% any grade (Grade 1–2)	Approved (US/EU)
Elranatamab	61	33	~65%	Approved
Talquetamab	73	40	~79%	Approved
Ide-cel	73	33	~84% CRS, ~5% neurotoxicity	Approved
Cilta-cel	98	82	~95% CRS, higher neurotoxicity	Approved

Source: MOFSL, Industry

Exhibit 3: Comparison of the mechanism/targets of ISB-2001 with approved drugs

Therapy	Mechanism	Targets	Administration
ISB 2001	Trispecific T-cell engager	BCMA ã— CD38 ã— CD3	IV infusion
Teclistamab (Janssen)	Bispecific T-cell engager (BiTE)	BCMA ã— CD3	SC injection (weekly)
Elranatamab (Pfizer)	Bispecific T-cell engager	BCMA ã— CD3	SC injection
Talquetamab (Janssen)	Bispecific T-cell engager	GPRC5D ã— CD3	SC injection
Ide-cel (Bristol)	CAR-T cell therapy	BCMA	Single IV infusion
Cilta-cel (Janssen)	CAR-T cell therapy	BCMA	Single IV infusion
Daratumumab (Janssen)	Monoclonal antibody	CD38	IV or SC injection

Source: MOFSL, Industry

Exhibit 4: Snapshot of drugs in development to treat RRMM

Drug	Company	Mechanism	Development Stage	ORR (Early Data)	Differentiation
ISB-2001	Glenmark / AbbVie	Trispecific BCMA × CD38 × CD3	Phase 1 (dose expansion)	~79%	Dual tumor antigen targeting
ABBV-383	AbbVie	Bispecific BCMA × CD3	Phase 3	~57–60%	Off-the-shelf dosing
Linvoseltamab (REGN5458)	Regeneron	Bispecific BCMA × CD3	Phase 2	~64%	Subcutaneous, high-dose cohorts
Cevostamab	Roche	Bispecific FcRH5 × CD3	Phase 2	~56%	Targets FcRH5 (alternative antigen)
REGN5459	Regeneron	Bispecific BCMA × CD3	Phase 1	Not mature	Modified affinity vs Linvoseltamab
CC-93269	Bristol Myers Squibb	Bispecific BCMA × CD3	Phase 2	~83% in high-dose	High ORR, subcutaneous
TNB-383B	Gilead	Bispecific BCMA × CD3	Phase 1	~73%	Unique epitope binding, long half-life
JNJ-64407564	Janssen	Bispecific GPRC5D × CD3	Phase 1	~70%	GPRC5D target
PF-06863135	Pfizer	Bispecific BCMA × CD3	Phase 1	~53%	First-in-class data published

Source: MOFSL, Industry

Exhibit 5: Snapshot of AbbVie's oncology program

Program	Modality / Target	Indication	Stage / Status
Etentamig (ABBV-383)	Bispecific T-cell engager (CD3 × BCMA)	Multiple Myeloma, AL Amyloidosis	Phase 3
ABBV-319	ADC (CD19-directed)	DLBCL, FL, CLL	Phase 1
ABBV-101	ADC (CD19-based)	B-cell malignancies	Phase 1
Venetoclax (Venclexta)	BCL-2 inhibitor	CLL, AML, MDS (failed trial)	Approved; additional studies ongoing
Navitoclax	BCL-2 / BCL-xL inhibitor	Hematologic and solid tumors	Phase 1–2
Epcoritamab (Epkinly/Tepkinly)	Bispecific T-cell engager (CD3 × CD20)	DLBCL, FL	Approved (DLBCL, FL)
Telisotuzumab vedotin (Emrelis)	ADC (c-Met)	NSCLC (c-Met high)	Approved (May 2025)
Mirvetuximab soravtansine (Elahere)	ADC (Folate receptor alpha)	Ovarian, Fallopian, Peritoneal cancers	Approved (US/EU)
ABBV-400	ADC (c-Met)	Colorectal, NSCLC, solid tumors	Phase 1–2
ABBV-706	ADC (SEZ6)	Neuroendocrine tumors, SCLC	Phase 1–2
ABBV-525	MALT1 inhibitor	B-cell malignancies	Phase 1
Livmoniplimab (ABBV-151)	Anti-GARP-TGF-β1 antibody	Solid tumors	Phase 1
Depatuxizumab mafodotin (Depatux-M)	ADC (EGFR)	Glioblastoma, NSCLC	Phase 1–2; some trials halted

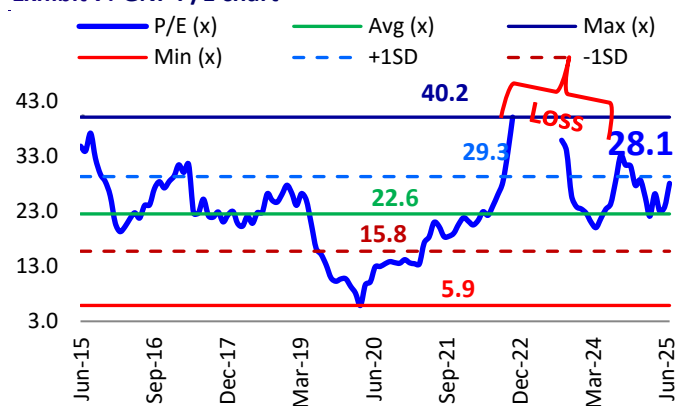
Source: MOFSL, Industry

Exhibit 6: AbbVie's commercial assets in the oncology segment

Drug	Brand Name	Target / Modality	Indication(s)	CY24 Annual Sales (USD)
Ibrutinib	Imbruvica	BTK inhibitor	CLL, MCL, WM, GVHD	3.4
Venetoclax	Venclexta	BCL-2 inhibitor	CLL, AML	2.6
Epcoritamab	Epkinly / Tepkinly	CD20 × CD3 bispecific antibody	DLBCL, FL	0.1
Mirvetuximab Soravtansine	Elahere	FRα ADC	Ovarian cancer	0.15

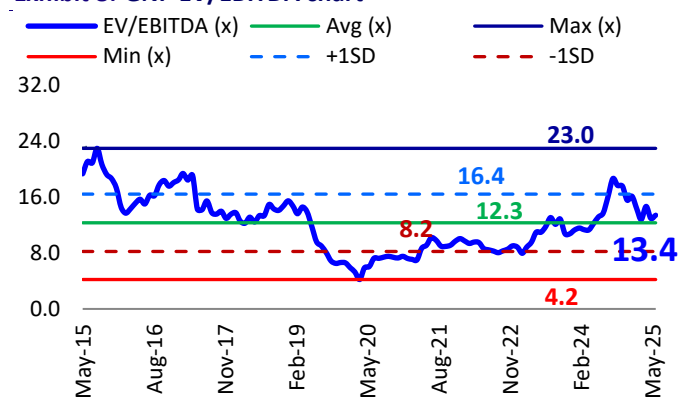
Source: MOFSL, Industry

Exhibit 7: GNP P/E chart



Source: Company, MOFSL

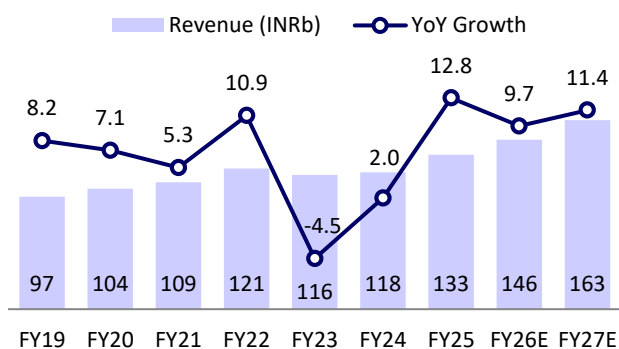
Exhibit 8: GNP EV/EBITDA chart



Source: Company, MOFSL

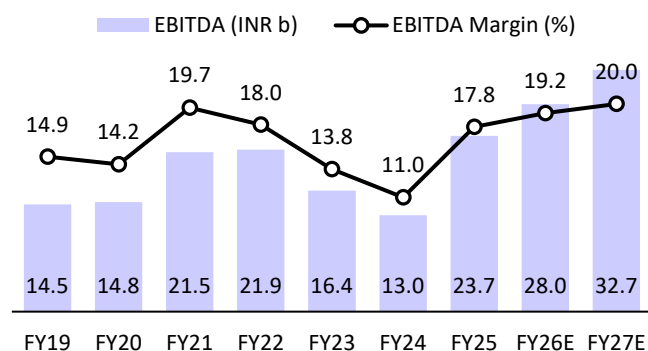
Story in charts

Exhibit 9: Expect sales CAGR of 11% over FY25-27



Source: Company, MOFSL

Exhibit 10: EBITDA margin to expand 220bp over FY25-27



Source: Company, MOFSL

Exhibit 11: R&D spending as a percentage of sales to remain stable over FY25-27

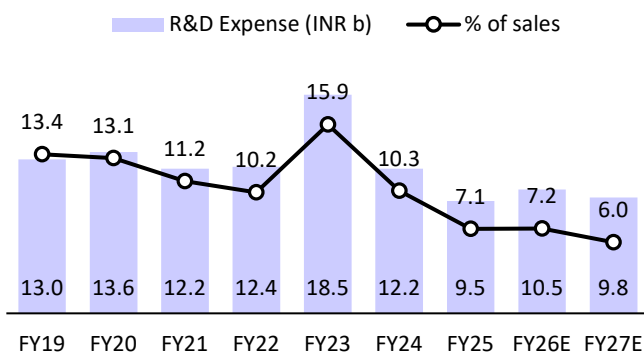
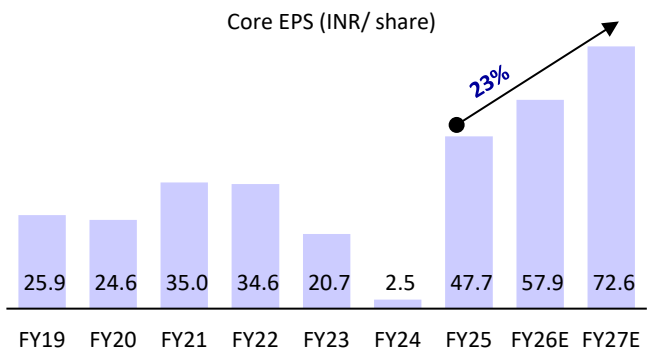
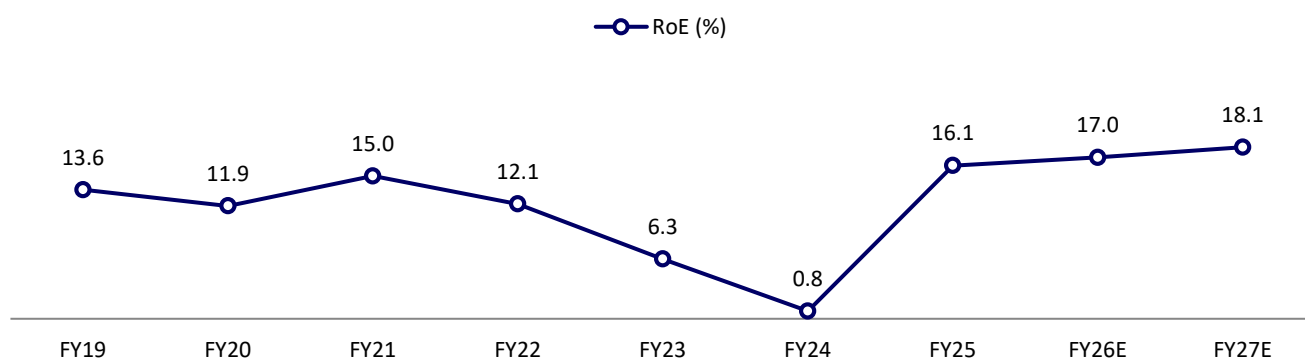


Exhibit 12: Low base to drive strong EPS growth over FY25-27



Source: Company, MOFSL

Exhibit 13: ROE to expand gradually over FY25-27



Note: Above charts exclude the GLS consolidation

Source: Company, MOFSL

Financials and valuations

Income Statement							(INRm)
Y/E March	FY21	FY22	FY23	FY24	FY25	FY26E	FY27E
Net Sales	1,09,439	1,21,339	1,15,832	1,18,131	1,33,217	1,46,199	1,62,936
Change (%)	5.3	10.9	-4.5	2.0	12.8	9.7	11.4
EBITDA	21,544	21,881	16,350	13,025	23,734	28,029	32,655
Change (%)	45.6	1.6	-25.3	-20.3	82.2	18.1	16.5
Margin (%)	19.7	18.0	14.1	11.0	17.8	19.2	20.0
Depreciation	4,436	4,867	5,692	5,819	4,860	5,181	5,536
EBIT	17,108	17,014	10,658	7,206	18,874	22,847	27,119
Interest	3,531	2,981	3,490	5,160	2,071	1,495	381
OI & forex gains/losses	501	617	2,889	8,400	1,067	525	410
PBT before EO Expense	14,078	14,650	10,057	10,447	17,870	21,877	27,148
Change (%)	48.6	4.1	-31.3	3.9	71.1	22.4	24.1
Extra Ordinary Expense	255	237	7,659	10,082	3,878	0	0
PBT after EO Exp.	13,824	14,412	2,398	364	13,992	21,877	27,148
Tax	4,124	4,476	3,294	18,673	3,521	5,540	6,651
Tax Rate (%)	29.8	31.1	137.3	5123.0	25.2	25.3	24.5
Reported PAT	9,700	9,417	-1,697	-18,990	10,471	16,337	20,497
Minority Interest	0	519	802	681	45	0	0
Adj PAT from continuing ops.	9,871	9,752	5,836	701	13,466	16,337	20,497
Change (%)	42.3	-1.2	-40.2	-88.0	1,821.0	21.3	25.5
Margin (%)	9.0	8.0	5.0	0.6	10.1	11.2	12.6
Adj. PAT from discontinuing ops			4,670	3,973	0		
Overall PAT	9,871	9,752	10,506	4,674	13,466	16,337	20,497
Change (%)	42.3	-1.2	7.7	-55.5	188.1	21.3	25.5

Balance Sheet							(INRm)
Y/E March	FY21	FY22	FY23	FY24	FY25	FY26E	FY27E
Equity Share Capital	282	282	282	282	282	282	282
Reserves	70,364	90,584	94,457	78,197	88,212	1,03,529	1,22,837
Net Worth	70,646	90,866	94,739	78,479	88,494	1,03,811	1,23,119
Minority Interest	-4	3,515	3,653	-4	-4	-4	-4
Loans	44,018	36,703	43,477	9,906	21,942	15,442	9,942
Deferred liabilities	-15059	-16546	-18054	-10494	-10655	-10654	-10653
Capital Employed	99,602	1,14,538	1,23,816	77,887	99,777	1,08,596	1,22,404
Gross Block	82,266	93,966	94,115	87,819	95,444	1,01,944	1,08,944
Less: Accum. Deprn.	29,339	34,206	39,898	45,717	50,577	55,758	61,294
Net Fixed Assets	52,927	59,760	54,217	42,102	44,867	46,186	47,650
Capital WIP	12,178	9,211	11,896	6,619	8,348	8,348	8,348
Investments	246	496	446	7,897	564	564	564
Intangibles (net)	23,349	22,854	22,925	10,920	11,674	11,674	11,674
Curr. Assets	75,338	84,504	1,03,507	76,472	95,474	1,08,671	1,27,869
Inventory	22,768	24,998	23,736	25,131	30,285	32,845	36,158
Account Receivables	25,721	31,011	36,652	18,584	33,419	37,651	42,854
Cash and Bank Balance	11,392	14,115	11,603	16,595	17,052	20,850	28,768
Others	15,457	14,379	31,516	16,163	14,717	17,326	20,088
Curr. Liability & Prov.	41,087	39,433	46,251	55,202	49,477	55,173	62,027
Account Payables	35,944	34,519	41,331	48,791	43,516	52,071	58,925
Provisions	5,143	4,914	4,920	6,411	5,961	3,102	3,102
Net Current Assets	34,250	45,071	57,256	21,270	45,997	53,498	65,842
Appl. of Funds	99,602	1,14,538	1,23,816	77,887	99,776	1,08,596	1,22,404

Financials and valuations

Ratios

Y/E March	FY21	FY22	FY23	FY24	FY25	FY26E	FY27E
Basic (INR)							
EPS (Fully diluted)*	35.0	34.6	20.7	2.5	47.7	57.9	72.6
Cash EPS	50.7	51.8	40.9	23.1	64.9	76.3	92.3
BV/Share	250.4	322.0	335.8	278.1	313.6	367.9	436.3
DPS	3.0	3.0	3.0	3.0	2.5	3.0	3.5
Payout (%)	7.3	10.8	60.0	-5.4	8.1	6.2	5.8
Valuation (x)							
P/E (Fully diluted)	54.7	55.4	92.5	770.4	40.1	33.1	26.3
Cash P/E	37.7	36.9	46.8	82.8	29.5	25.1	20.7
P/BV	7.6	5.9	5.7	6.9	6.1	5.2	4.4
EV/Sales	5.2	4.6	4.9	4.5	4.1	3.7	3.2
EV/EBITDA	26.6	25.7	35.0	41.0	23.0	19.1	16.0
Dividend Yield (%)	0.2	0.2	0.2	0.2	0.1	0.2	0.2
Return Ratios (%)							
RoE	15.0	12.1	6.3	0.8	16.1	17.0	18.1
RoCE	13.0	11.4	-4.2	-777.3	16.8	16.8	18.0
RoIC	17.8	15.3	2.2	-512.6	18.5	18.2	18.9
Working Capital Ratios							
Fixed Asset Turnover (x)	2.1	2.2	2.0	2.5	3.1	3.2	3.5
Debtor (Days)	86	93	115	57	92	94	96
Inventory (Days)	76	75	75	78	83	82	81
Working Capital (Days)	76	93	144	14	79	82	83
Leverage Ratio (x)							
Current Ratio	1.8	2.1	2.2	1.4	1.9	2.0	2.1
Net Debt/Equity	0.5	0.2	0.3	-0.1	0.1	-0.1	-0.2

Cash Flow Statement

(INRm)

Y/E March	FY21	FY22	FY23	FY24	FY25	FY26E	FY27E
Op. Profit/(Loss) before Tax	21,544	21,881	16,350	13,025	23,734	28,029	32,655
Interest/Dividends Recd.	501	617	2,889	8,400	1,067	525	410
Direct Taxes Paid	-4,791	-5,963	-4,802	-11,114	-3,681	-5,539	-6,650
(Inc)/Dec in WC	-5,557	-8,097	-14,698	40,978	-24,269	-3,704	-4,425
CF from Operations	11,697	8,438	-260	51,290	-3,150	19,311	21,989
EO Expense	255	237	7,659	10,082	3,878	0	0
CF frm Op.incl EO Exp.	13,242	8,201	-7,919	41,208	-7,028	19,311	21,989
(Inc)/Dec in FA	-7,036	-8,733	-2,834	11,574	-9,355	-6,500	-7,000
Free Cash Flow	6,205	-533	-10,753	52,781	-16,383	12,811	14,989
(Pur)/Sale of Investments	0	-250	50	-7,450	7,333	0	0
CF from Investments	-6,990	-8,983	-2,784	4,123	-2,022	-6,500	-7,000
Change in Networth	952	11,822	6,589	3,749	393	0	0
Inc/(Dec) in Debt	-837	-3,797	6,912	-37,228	12,036	-6,500	-5,500
Interest Paid	-3,531	-2,981	-3,490	-5,160	-2,071	-1,495	-381
Dividend Paid	-710	-1,019	-1,019	-1,019	-849	-1,019	-1,189
CF from Fin. Activity	-7,387	3,516	8,992	-39,658	9,509	-9,013	-7,070
Inc/Dec of Cash	-1,136	2,733	-1,711	5,673	459	3,798	7,919
Add: Beginning Balance	11,112	11,392	14,115	11,603	16,595	17,052	20,850
Effect of exchange rate	1,415	0	-802	-681	0	0	0
Closing Balance	11,392	14,115	11,603	16,595	17,054	20,850	28,768

Investment in securities market are subject to market risks. Read all the related documents carefully before investing.

Explanation of Investment Rating	
Investment Rating	Expected return (over 12-month)
BUY	>=15%
SELL	< - 10%
NEUTRAL	< - 10 % to 15%
UNDER REVIEW	Rating may undergo a change
NOT RATED	We have forward looking estimates for the stock but we refrain from assigning recommendation

*In case the recommendation given by the Research Analyst is inconsistent with the investment rating legend for a continuous period of 30 days, the Research Analyst shall be within following 30 days take appropriate measures to make the recommendation consistent with the investment rating legend.

Disclosures

The following Disclosures are being made in compliance with the SEBI Research Analyst Regulations 2014 (herein after referred to as the Regulations).

Motilal Oswal Financial Services Ltd. (MOFSL) is a SEBI Registered Research Analyst having registration no. INH000000412. MOFSL, the Research Entity (RE) as defined in the Regulations, is engaged in the business of providing Stock broking services, Depository participant services & distribution of various financial products. MOFSL is a listed public company, the details in respect of which are available on www.motilaloswal.com. MOFSL (erstwhile Motilal Oswal Securities Limited - MOSL) is registered with the Securities & Exchange Board of India (SEBI) and is a registered Trading Member with National Stock Exchange of India Ltd. (NSE) and Bombay Stock Exchange Limited (BSE), Multi Commodity Exchange of India Limited (MCX) and National Commodity & Derivatives Exchange Limited (NCDEX) for its stock broking activities & is Depository participant with Central Depository Services Limited (CDSL) National Securities Depository Limited (NSDL), NERL, COMRIS and CCRL and is member of Association of Mutual Funds of India (AMFI) for distribution of financial products and Insurance Regulatory & Development Authority of India (IRDA) as Corporate Agent for insurance products. Details of associate entities of Motilal Oswal Financial Services Limited are available on the website at <http://online.reports.motilaloswal.com/Dormant/documents/List%20of%20Associate%20companies.pdf>

MOFSL and its associate company(ies), their directors and Research Analyst and their relatives may; (a) from time to time, have a long or short position in, act as principal in, and buy or sell the securities or derivatives thereof of companies mentioned herein. (b) be engaged in any other transaction involving such securities and earn brokerage or other compensation or act as a market maker in the financial instruments of the company(ies) discussed herein or act as an advisor or lender/borrower to such company(ies) or may have any other potential conflict of interests with respect to any recommendation and other related information and opinions; however the same shall have no bearing whatsoever on the specific recommendations made by the analyst(s), as the recommendations made by the analyst(s) are completely independent of the views of the associates of MOFSL even though there might exist an inherent conflict of interest in some of the stocks mentioned in the research report.

MOFSL and / or its affiliates do and seek to do business including investment banking with companies covered in its research reports. As a result, the recipients of this report should be aware that MOFSL may have a potential conflict of interest that may affect the objectivity of this report. Compensation of Research Analysts is not based on any specific merchant banking, investment banking or brokerage service transactions. Details of pending Enquiry Proceedings of Motilal Oswal Financial Services Limited are available on the website at <https://galaxy.motilaloswal.com/ResearchAnalyst/PublishViewLitigation.aspx>

A graph of daily closing prices of securities is available at www.nseindia.com, www.bseindia.com. Research Analyst views on Subject Company may vary based on Fundamental research and Technical Research. Proprietary trading desk of MOFSL or its associates maintains arm's length distance with Research Team as all the activities are segregated from MOFSL research activity and therefore it can have an independent view with regards to Subject Company for which Research Team have expressed their views.

Regional Disclosures (outside India)

This report is not directed or intended for distribution to or use by any person or entity resident in a state, country or any jurisdiction, where such distribution, publication, availability or use would be contrary to law, regulation or which would subject MOFSL & its group companies to registration or licensing requirements within such jurisdictions.

For Hong Kong:

This report is distributed in Hong Kong by Motilal Oswal capital Markets (Hong Kong) Private Limited, a licensed corporation (CE AYY-301) licensed and regulated by the Hong Kong Securities and Futures Commission (SFC) pursuant to the Securities and Futures Ordinance (Chapter 571 of the Laws of Hong Kong) "SFO". As per SEBI (Research Analyst Regulations) 2014 Motilal Oswal Securities (SEBI Reg. No. INH000000412) has an agreement with Motilal Oswal capital Markets (Hong Kong) Private Limited for distribution of research report in Hong Kong. This report is intended for distribution only to "Professional Investors" as defined in Part I of Schedule 1 to SFO. Any investment or investment activity to which this document relates is only available to professional investor and will be engaged only with professional investors." Nothing here is an offer or solicitation of these securities, products and services in any jurisdiction where their offer or sale is not qualified or exempt from registration. The Indian Analyst(s) who compile this report is/are not located in Hong Kong & are not conducting Research Analysis in Hong Kong.

For U.S.

Motilal Oswal Financial Services Limited (MOFSL) is not a registered broker - dealer under the U.S. Securities Exchange Act of 1934, as amended (the "1934 act") and under applicable state laws in the United States. In addition MOFSL is not a registered investment adviser under the U.S. Investment Advisers Act of 1940, as amended (the "Advisers Act" and together with the 1934 Act, the "Acts"), and under applicable state laws in the United States. Accordingly, in the absence of specific exemption under the Acts, any brokerage and investment services provided by MOFSL, including the products and services described herein are not available to or intended for U.S. persons. This report is intended for distribution only to "Major Institutional Investors" as defined by Rule 15a-6(b)(4) of the Exchange Act and interpretations thereof by SEC (henceforth referred to as "major institutional investors"). This document must not be acted on or relied on by persons who are not major institutional investors. Any investment or investment activity to which this document relates is only available to major institutional investors and will be engaged in only with major institutional investors. In reliance on the exemption from registration provided by Rule 15a-6 of the U.S. Securities Exchange Act of 1934, as amended (the "Exchange Act") and interpretations thereof by the U.S. Securities and Exchange Commission ("SEC") in order to conduct business with Institutional Investors based in the U.S., MOFSL has entered into a chaperoning agreement with a U.S. registered broker-dealer, Motilal Oswal Securities International Private Limited. ("MOSIPL"). Any business interaction pursuant to this report will have to be executed within the provisions of this chaperoning agreement.

The Research Analysts contributing to the report may not be registered/qualified as research analyst with FINRA. Such research analyst may not be associated persons of the U.S. registered broker-dealer, MOSIPL, and therefore, may not be subject to NASD rule 2711 and NYSE Rule 472 restrictions on communication with a subject company, public appearances and trading securities held by a research analyst account.

For Singapore

In Singapore, this report is being distributed by Motilal Oswal Capital Markets (Singapore) Pte. Ltd. ("MOCMSPL") (UEN 201129401Z), which is a holder of a capital markets services license and an exempt financial adviser in Singapore. This report is distributed solely to persons who (a) qualify as "institutional investors" as defined in section 4A(1)(c) of the Securities and Futures Act of Singapore ("SFA") or (b) are considered "accredited investors" as defined in section 2(1) of the Financial Advisers Regulations of Singapore read with section 4A(1)(a) of the SFA. Accordingly, if a recipient is neither an "institutional investor" nor an "accredited investor", they must immediately discontinue any use of this Report and inform MOCMSPL.

In respect of any matter arising from or in connection with the research you could contact the following representatives of MOCMSPL. In case of grievances for any of the services rendered by MOCMSPL write to grievances@motilaloswal.com.

Nainesh Rajani

Email: nainesh.rajani@motilaloswal.com

Contact: (+65) 8328 0276

Specific Disclosures

- Research Analyst and/or his/her relatives do not have a financial interest in the subject company(ies), as they do not have equity holdings in the subject company(ies).
MOFSL has financial interest in the subject company(ies) at the end of the week immediately preceding the date of publication of the Research Report: Yes.
Nature of Financial interest is holding equity shares or derivatives of the subject company
- Research Analyst and/or his/her relatives do not have actual/beneficial ownership of 1% or more securities in the subject company(ies) at the end of the month immediately preceding the date of publication of Research Report.
MOFSL has actual/beneficial ownership of 1% or more securities of the subject company(ies) at the end of the month immediately preceding the date of publication of Research Report: No
- Research Analyst and/or his/her relatives have not received compensation/other benefits from the subject company(ies) in the past 12 months.
MOFSL may have received compensation from the subject company(ies) in the past 12 months.
- Research Analyst and/or his/her relatives do not have material conflict of interest in the subject company at the time of publication of research report.
MOFSL does not have material conflict of interest in the subject company at the time of publication of research report.
- Research Analyst has not served as an officer, director or employee of subject company(ies).
- MOFSL has not acted as a manager or co-manager of public offering of securities of the subject company in past 12 months.
- MOFSL has not received compensation for investment banking /merchant banking/brokerage services from the subject company(ies) in the past 12 months.
- MOFSL may have received any compensation for products or services other than investment banking or merchant banking or brokerage services from the subject company(ies) in the past 12 months.
- MOFSL may have received compensation or other benefits from the subject company(ies) or third party in connection with the research report.
- MOFSL has not engaged in market making activity for the subject company.

The associates of MOFSL may have:
financial interest in the subject company

- actual/beneficial ownership of 1% or more securities in the subject company at the end of the month immediately preceding the date of publication of the Research Report or date of the public appearance.
- received compensation/other benefits from the subject company in the past 12 months
- any other potential conflict of interests with respect to any recommendation and other related information and opinions.; however the same shall have no bearing whatsoever on the specific recommendations made by the analyst(s), as the recommendations made by the analyst(s) are completely independent of the views of the associates of MOFSL even though there might exist an inherent conflict of interest in some of the stocks mentioned in the research report.
- acted as a manager or co-manager of public offering of securities of the subject company in past 12 months
- be engaged in any other transaction involving such securities and earn brokerage or other compensation or act as a market maker in the financial instruments of the company(ies) discussed herein or act as an advisor or lender/borrower to such company(ies)
- received compensation from the subject company in the past 12 months for investment banking / merchant banking / brokerage services or from other than said services.
- Served subject company as its clients during twelve months preceding the date of distribution of the research report.

The associates of MOFSL has not received any compensation or other benefits from third party in connection with the research report

Above disclosures include beneficial holdings lying in demat account of MOFSL which are opened for proprietary investments only. While calculating beneficial holdings, It does not consider demat accounts which are opened in name of MOFSL for other purposes (i.e holding client securities, collaterals, error trades etc.). MOFSL also earns DP income from clients which are not considered in above disclosures.

Analyst Certification

The views expressed in this research report accurately reflect the personal views of the analyst(s) about the subject securities or issues, and no part of the compensation of the research analyst(s) was, is, or will be directly or indirectly related to the specific recommendations and views expressed by research analyst(s) in this report.

Terms & Conditions:

This report has been prepared by MOFSL and is meant for sole use by the recipient and not for circulation. The report and information contained herein is strictly confidential and may not be altered in any way, transmitted to, copied or distributed, in part or in whole, to any other person or to the media or reproduced in any form, without prior written consent of MOFSL. The report is based on the facts, figures and information that are considered true, correct, reliable and accurate. The intent of this report is not recommendatory in nature. The information is obtained from publicly available media or other sources believed to be reliable. Such information has not been independently verified and no guaranty, representation of warranty, express or implied, is made as to its accuracy, completeness or correctness. All such information and opinions are subject to change without notice. The report is prepared solely for informational purpose and does not constitute an offer document or solicitation of offer to buy or sell or subscribe for securities or other financial instruments for the clients. Though disseminated to all the customers simultaneously, not all customers may receive this report at the same time. MOFSL will not treat recipients as customers by virtue of their receiving this report.

Disclaimer:

The report and information contained herein is strictly confidential and meant solely for the selected recipient and may not be altered in any way, transmitted to, copied or distributed, in part or in whole, to any other person or to the media or reproduced in any form, without prior written consent. This report and information herein is solely for informational purpose and may not be used or considered as an offer document or solicitation of offer to buy or sell or subscribe for securities or other financial instruments. Nothing in this report constitutes investment, legal, accounting and tax advice or a representation that any investment or strategy is suitable or appropriate to your specific circumstances. The securities discussed and opinions expressed in this report may not be suitable for all investors, who must make their own investment decisions, based on their own investment objectives, financial positions and needs of specific recipient. This may not be taken in substitution for the exercise of independent judgment by any recipient. Each recipient of this document should make such investigations as it deems necessary to arrive at an independent evaluation of an investment in the securities of companies referred to in this document (including the merits and risks involved), and should consult its own advisors to determine the merits and risks of such an investment. The investment discussed or views expressed may not be suitable for all investors. Certain transactions -including those involving futures, options, another derivative products as well as non-investment grade securities - involve substantial risk and are not suitable for all investors. No representation or warranty, express or implied, is made as to the accuracy, completeness or fairness of the information and opinions contained in this document. The Disclosures of Interest Statement incorporated in this document is provided solely to enhance the transparency and should not be treated as endorsement of the views expressed in the report. This information is subject to change without any prior notice. The Company reserves the right to make modifications and alternations to this statement as may be required from time to time without any prior approval. MOFSL, its associates, their directors and the employees may from time to time, effect or have effected an own account transaction in, or deal as principal or agent in or for the securities mentioned in this document. They may perform or seek to perform investment banking or other services for, or solicit investment banking or other business from, any company referred to in this report. Each of these entities functions as a separate, distinct and independent of each other. The recipient should take this into account before interpreting the document. This report has been prepared on the basis of information that is already available in publicly accessible media or developed through analysis of MOFSL. The views expressed are those of the analyst, and the Company may or may not subscribe to all the views expressed therein. This document is being supplied to you solely for your information and may not be reproduced, redistributed or passed on, directly or indirectly, to any other person or published, copied, in whole or in part, for any purpose. This report is not directed or intended for distribution to, or use by, any person or entity who is a citizen or resident of or located in any locality, state, country or other jurisdiction, where such distribution, publication, availability or use would be contrary to law, regulation or which would subject MOFSL to any registration or licensing requirement within such jurisdiction. The securities described herein may or may not be eligible for sale in all jurisdictions or to certain category of investors. Persons in whose possession this document may come are required to inform themselves of and to observe such restriction. Neither the Firm, not its directors, employees, agents or representatives shall be liable for any damages whether direct or indirect, incidental, special or consequential including lost revenue or lost profits that may arise from or in connection with the use of the information. The person accessing this information specifically agrees to exempt MOFSL or any of its affiliates or employees from, any and all responsibility/liability arising from such misuse and agrees not to hold MOFSL or any of its affiliates or employees responsible for any such misuse and further agrees to hold MOFSL or any of its affiliates or employees free and harmless from all losses, costs, damages, expenses that may be suffered by the person accessing this information due to any errors and delays.

This report is meant for the clients of Motilal Oswal only.

Investment in securities market are subject to market risks. Read all the related documents carefully before investing.

Registration granted by SEBI and certification from NISM in no way guarantee performance of the intermediary or provide any assurance of returns to investors.

Registered Office Address: Motilal Oswal Tower, Rahimtullah Sayani Road, Opposite Parel ST Depot, Prabhadevi, Mumbai-400025; Tel No.: 022 - 71934200 / 71934263; www.motilaloswal.com.

Correspondence Address: Palm Spring Centre, 2nd Floor, Palm Court Complex, New Link Road, Malad (West), Mumbai- 400 064. Tel No: 022 71881000. Details of Compliance Officer: Neeraj Agarwal,

Email Id: na@motilaloswal.com, Contact No.:022-40548085.

Grievance Redressal Cell:

Contact Person	Contact No.	Email ID
Ms. Hemangi Date	022 40548000 / 022 67490600	query@motilaloswal.com
Ms. Kumud Upadhyay	022 40548082	servicehead@motilaloswal.com
Mr. Ajay Menon	022 40548083	am@motilaloswal.com

Registration details of group entities.: Motilal Oswal Financial Services Ltd. (MOFSL): INZ000158836 (BSE/NSE/MCX/NCDEX); CDSL and NSDL: IN-DP-16-2015; Research Analyst: INH000000412 . AMFI: ARN : 146822. IRDA Corporate Agent – CA0579. Motilal Oswal Financial Services Ltd. is a distributor of Mutual Funds, PMS, Fixed Deposit, Insurance, Bond, NCDs and IPO products.

Customer having any query/feedback/ clarification may write to query@motilaloswal.com. In case of grievances for any of the services rendered by Motilal Oswal Financial Services Limited (MOFSL) write to grievances@motilaloswal.com, for DP to dp@grievances@motilaloswal.com.