

Bharat Electronics

Estimate change	↔
TP change	↔
Rating change	↔

Bloomberg	BHE IN
Equity Shares (m)	7310
M.Cap.(INRb)/(USDb)	2825.2 / 32.3
52-Week Range (INR)	436 / 240
1, 6, 12 Rel. Per (%)	-6/33/23
12M Avg Val (INR M)	7768

Financials Snapshot (INR b)

Y/E March	2026E	2027E	2028E
Sales	276.7	325.5	386.4
Sales Gr. (%)	17.0	17.6	18.7
EBITDA	77.4	91.0	108.1
EBITDA Margin	28.0	28.0	28.0
Adj. PAT	60.1	71.8	85.6
Adj. EPS (INR)	8.2	9.8	11.7
EPS Gr. (%)	13.6	19.6	19.2
BV/Sh.(INR)	34.2	42.8	53.1

Ratios

RoE (%)	24.0	22.9	22.1
RoCE (%)	26.9	25.5	24.4
Payout (%)	12.4	12.4	12.4

Valuations

P/E (x)	47.0	39.3	33.0
P/BV (x)	11.3	9.0	7.3
EV/EBITDA (x)	34.3	28.5	23.4
Div. Yield (%)	0.3	0.3	0.4

Shareholding pattern (%)

As On	Jun-25	Mar-25	Jun-24
Promoter	51.1	51.1	51.1
DII	20.6	20.9	20.6
FII	18.6	17.6	17.4
Others	9.7	10.4	10.8

FII Includes depository receipts

CMP: INR387 TP: INR490 (+27%) Buy

Strong margin performance

BHE's 1QFY26 PAT exceeded our estimate, driven by better-than-expected margins. Revenue growth was aided by a strong order book, though it was affected to some extent by geopolitical issues. The order book was strong at INR749b and order inflows stood at INR76b. The company has maintained its guidance on revenue and order inflows and expects margins to remain strong at 27%. We expect the company to benefit from emergency procurement and the finalization of larger platform orders from the Army, Navy and Air Force. We also expect BHE to benefit from incremental opportunities in exports as defense spending increases globally. We marginally tweak our estimates and maintain BUY with a TP of INR490 based on 45x Sep'27E EPS.

Earnings beat driven by margin outperformance

1Q EBITDA and PAT came in ahead of our estimates. Revenue grew 5% YoY to INR44.2b, missing our estimate of INR48.4b by 9%. The order book stood strong at INR748.6b, with an inflow of ~INR76.3b (+53% YoY) during the quarter. Gross margin at 53.2% was ahead of our estimate of 45.2%, aided by a better project mix. This led to EBITDA growth of 32% YoY to INR12.4b, beating our estimate by 15%. EBITDA margin expanded 580bp YoY to 28.1% vs. our estimate of 22.3%. Strong margin performance resulted in a 15%/16% beat to our PBT/PAT estimates. PAT was up 25% YoY at INR9.7b vs. our estimate of INR8.4b.

Prospect pipeline remains strong

BHE has a robust pipeline of upcoming orders across multiple high-value programs, providing strong revenue visibility beyond FY26. Key expected orders are: 1) QRSAM order estimated at INR250b, for which DAC approval has been received in July and it is expected to be finalized by 4QFY26; 2) multiple subsystem orders for the MF-STAR radar program, which are currently under configuration and pricing discussions with shipyards and are likely to be awarded in 2HFY26, with some spill-over into 1QFY27; 3) Shatrughat and Samaghat electronic warfare (EW) systems with a combined opportunity size of INR65b are also progressing well and RFP for one program has already been issued; 4) follow-on order for 97 LCA Mk1A aircraft (excluding Uttam AESA radar) worth INR30b; and 5) drone and loitering munition programs (e.g., Archer UAV, MALE-class drones) expected in the next 12-18 months. If timely converted, these opportunities could not only bolster the INR270b inflow guidance but also support 15-17% annual growth over the medium term, aided by BHE's rising share in indigenous and strategic systems.

Key order inflows announced so far

Key orders won during YTD FY26 worth INR100b include – 1) EW suite worth INR22.1b from IAF; 2) maintenance service for Akash missile worth INR5.9b from IAF; 3) orders worth INR5.7b for integrated drone detection and software defined radio; 4) orders worth INR5.4b for communication systems for ships, jammers, simulator upgrades, etc.; 5) order worth INR23.2b for supply of base and depot spares for missile systems on Indian naval ships; 6) order for fire control and sighting system for missile for INR5.85b; 7) radars and communication equipment etc. worth INR5.3b; 8) navigation system for guns, jammers, seekers, active antenna array unit worth INR5.6b; 9) air defense fire control radar (Atulya) worth INR16.4b from Indian Army; 10) optronic systems, IFMIS software, communication and control terminal, low band receive unit and communication equipment worth INR5.5b. We bake in order inflows of INR270b/INR584b for FY26/27E.

Key orders to be executed in FY26

In the remaining nine months of FY26, BHE plans to execute several large-scale programs contributing to its revenue growth target of over 15%. Key among these are: 1) LRSAM worth INR30b, 2) Himshakti EW system worth INR17b, and 3) Akash missile system of INR13b. Other notable contributors include the D-29 upgrade, LRU supplies for LCA, Arudhra radar, and Link II communication systems, each estimated to contribute INR6b-8b. Additionally, systems like Shakti EW and BMP-2 upgrades will add around INR5b. The company has aligned its execution schedule with user readiness and internal capacities, providing high confidence in achieving the targeted delivery. We have estimated a revenue CAGR of 18% over FY25-28E.

Expanding global reach with indigenous sonar solutions

BHE continues to strengthen its leadership in the sonar domain, positioning itself as the primary production partner for NPOL, DRDO's designated sonar development lab. The company is actively involved in the development and supply of a wide range of sonar systems, including side-scan sonar and integrated sonar suites for naval platforms. BHE is also working on export-ready variants and enhancing capabilities by embedding AI/ML-based features for higher performance and autonomy. With strategic investments, in-house R&D, and close user collaboration, BHE is set to deepen its role in the indigenous underwater warfare ecosystem. The company indicated minimal dependence on foreign suppliers for sonar systems, underscoring its readiness to address growing domestic and export demand in this segment.

Financial outlook

Our estimates factor in large-sized order inflows from QRSAM and next-generation corvettes to materialize between FY26 and FY27. We also bake in longer gestation period for these orders and expect a sales/EBITDA/PAT CAGR of 18%/17%/17% over FY25-28. We expect OCF/FCF to remain strong over FY26-28, led by control over working capital. Further, the company had a cash surplus of INR94b (as of FY25), providing scope for further capacity expansion.

Valuation and view

BHE is currently trading at 47.0x/39.3x/33.0x on FY26E/FY27E/FY28E EPS. We maintain our two-year forward TP of INR490 based on 45x Sep'27E earnings and maintain BUY rating on BHE.

Key risks and concerns

A slowdown in order inflows from the defense and non-defense segments, intensified competition, further delays in the finalization of large tenders, a sharp rise in commodity prices, and delays in payments from the MoD can adversely impact our estimates on revenue, margins, and cash flows.

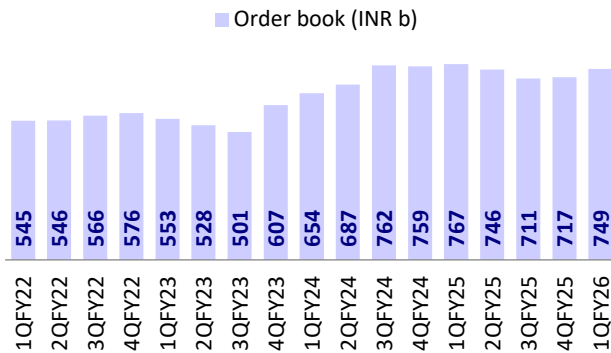
Standalone Quarterly Performance

(INR m)

Y/E March	FY25				FY26E				FY25	FY26E	FY26E	Est
	1Q	2Q	3Q	4Q	1Q	2QE	3QE	4QE			1QE	Var (%)
Net Sales	41,988	45,834	57,561	91,197	44,168	52,580	66,417	1,13,572	2,36,580	2,76,738	48,429	-9
Change (%)	19.6	14.8	39.1	6.9	5.2	14.7	15.4	24.5	17.3	17.0	15.3	
EBITDA	9,367	13,885	16,533	27,890	12,399	14,408	18,530	32,048	67,676	77,386	10,801	15
Change (%)	41.0	38.2	57.5	22.3	32.4	3.8	12.1	14.9	35.4	14.3	15.3	
As of % Sales	22.3	30.3	28.7	30.6	28.1	27.4	27.9	28.2	28.6	28.0	22.3	
Depreciation	997	1,032	1,029	1,298	1,129	1,212	1,242	1,386	4,356	4,968	1,183	-5
Interest	12	13	13	58	14	13	13	55	96	96	12	22
Other Income	2,015	1,668	2,051	1,942	1,636	1,803	2,213	2,545	7,676	8,198	1,640	-0
PBT	10,373	14,509	17,542	28,476	12,892	14,987	19,489	33,152	70,900	80,520	11,246	15
Tax	2,612	3,596	4,381	7,428	3,201	3,809	4,953	8,500	18,017	20,462	2,858	
Effective Tax Rate (%)	25.2	24.8	25.0	26.1	24.8	25.4	25.4	25.6	25.4	25.4	25.4	
Reported PAT	7,761	10,913	13,161	21,048	9,691	11,178	14,536	24,652	52,883	60,058	8,388	16
Change (%)	46.2	34.3	47.3	18.0	24.9	2.4	10.5	17.1	31.5	13.6	8.1	
Adj PAT	7,761	10,913	13,161	21,048	9,691	11,178	14,536	24,652	52,883	60,058	8,388	16
Change (%)	46.2	34.3	47.3	18.0	24.9	2.4	10.5	17.1	31.5	13.6	8.1	

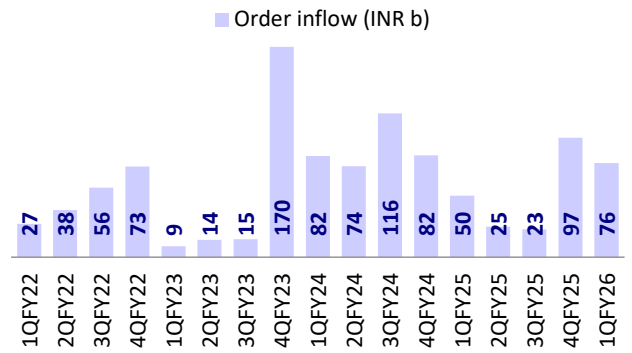
Key Exhibits

Exhibit 1: Order book remains strong



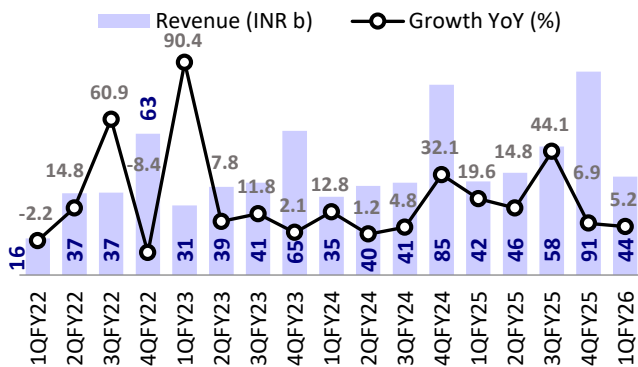
Source: MOFSL, Company

Exhibit 2: Order inflows increased 53% YoY



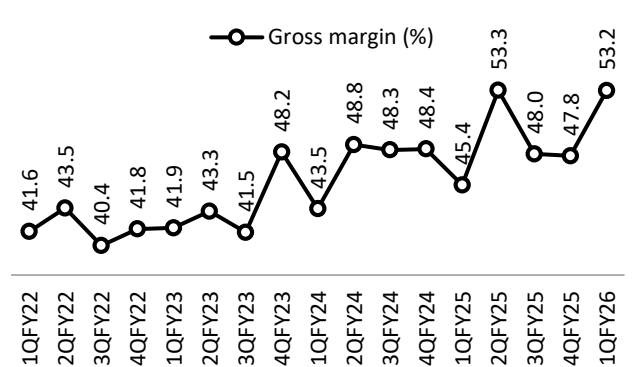
Source: MOFSL, Company

Exhibit 3: Revenue grew moderately at 5% YoY



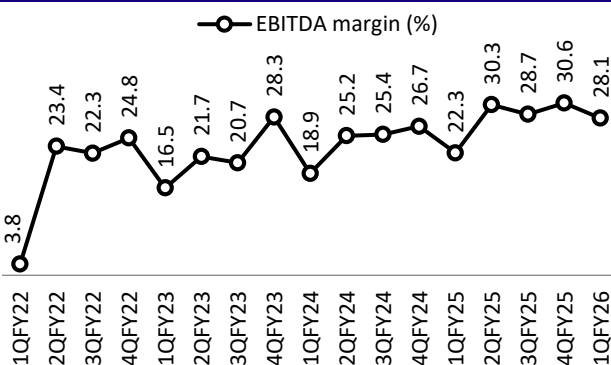
Source: MOFSL, Company

Exhibit 4: Gross margin further improved



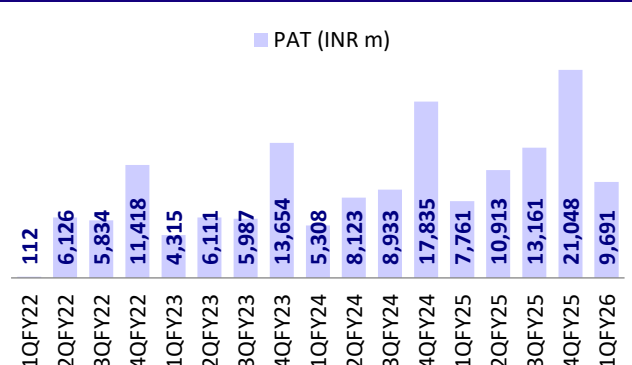
Source: MOFSL, Company

Exhibit 5: EBITDA margin expanded 580bp YoY



Source: MOFSL, Company

Exhibit 6: PAT performance remained strong at 25% YoY



Source: MOFSL, Company

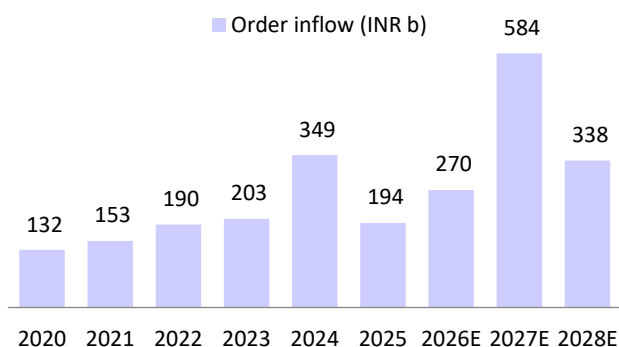
Exhibit 7: BHE's order inflows announced in FY26

Date	Order	Amount (INR b)	Accumulated Orders (INR b)	Customer
30-Jul-25	❖ Major orders received include optronic systems for aircraft, integrated financial management information system software, automated access control system, integrated communication and control terminal, low band receiver unit, communication equipment, spares, services, etc.	5.5	101.0	
25-Jul-25	❖ Order for air defense fire control radars (Atulya)	16.4	95.5	Indian Army
24-Jul-25	❖ Major orders received include National Maritime Domain Awareness, Inertial Navigation System for guns, communication equipment, active antenna array unit, satcom interception system, seekers, target acquisition system, jammers, spares, services, etc.	5.6	79.1	
30-Jun-25	❖ Major orders received include Radars, communication equipment, EVMs, jammers, shelters, control center, spares, services, etc.	5.3	73.5	
20-Jun-25	❖ Major orders received include fire control and sighting system for missiles, communication equipment, jammers, spares, services, etc.	5.9	68.2	
05-Jun-25	❖ Supply of base and depot spares for the missile systems on Indian Naval ships.	23.2	62.4	MDL & GRSE
04-Jun-25	❖ Major orders received include communication equipment, advanced composite communication system for ship, jammers, software, simulator upgrades, spares, test rigs, services, etc.	5.4	39.1	
16-May-25	❖ Major orders received include Integrated Drone Detection and Interdiction System (IDDIS), Software Defined Radio (SDR) and Data Communication Unit (DCU) for attack guns, AI based solutions for ships, simulators, communication equipment, jammers, spares, services, etc.	5.7	33.8	
07-Apr-25	❖ Supply of EW Suite for Mi 17 V5 Helicopters of Indian Air Force comprising of comprises Radar Warning Receiver (RWR), Missile Approach Warning System (MAWS) and Counter Measure Dispensing System (CMDS).	22.1	28.0	Indian Air Force
02-Apr-25	❖ Maintenance services for the Akash Missile System	5.9	5.9	Indian Air Force

Source: MOFSL, Company

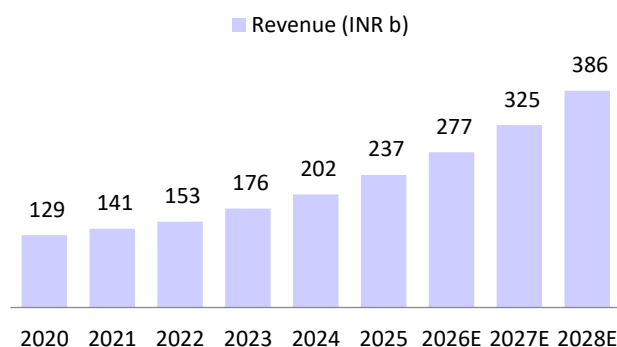
Financial outlook

Exhibit 8: We bake in large sized inflows to materialize during FY26/27



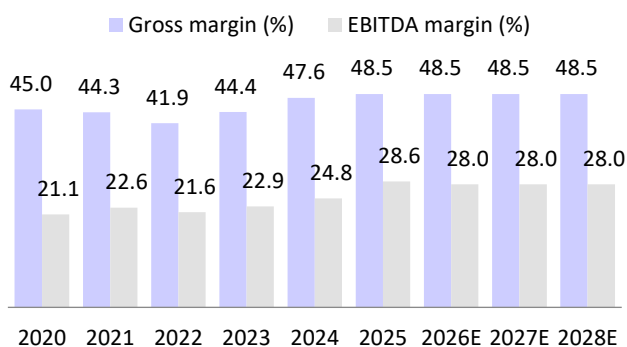
Source: MOFSL, Company

Exhibit 9: We expect revenue to clock a CAGR of 18% over FY25-28E



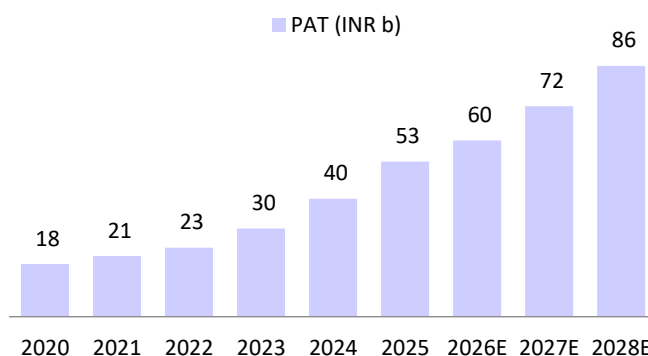
Source: MOFSL, Company

Exhibit 10: Gross/EBITDA margin to range around 49%/28%



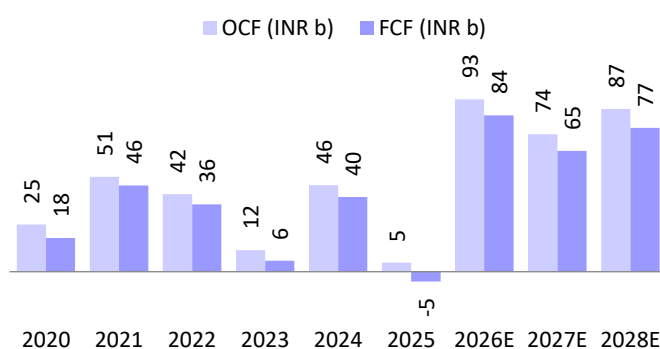
Source: MOFSL, Company

Exhibit 11: We expect a CAGR of 17% in PAT over FY25-28E



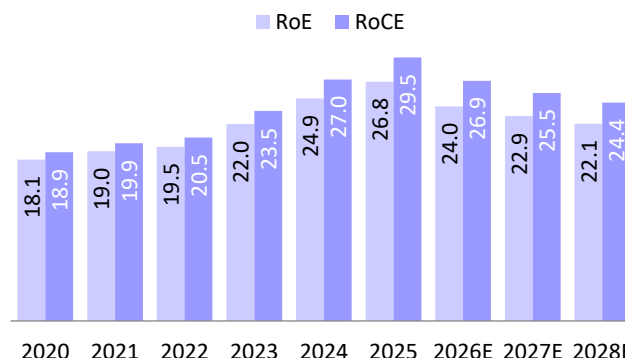
Source: MOFSL, Company

Exhibit 12: OCF & FCF to increase beyond FY25



Source: MOFSL, Company

Exhibit 13: RoE and RoCE to remain in the range of 22-27%



Source: MOFSL, Company

Financials and valuation

Income statement							(INR M)		
Y/E March	2020	2021	2022	2023	2024	2025	2026E	2027E	2028E
Net Sales	1,29,211	1,40,638	1,53,138	1,76,462	2,01,694	2,36,580	2,76,738	3,25,492	3,86,417
Change (%)	6.9	8.8	8.9	15.2	14.3	17.3	17.0	17.6	18.7
Raw Materials	71,052	78,278	89,025	98,088	1,05,659	1,21,810	1,42,486	1,67,588	1,98,958
Gross Profit	58,160	62,360	64,113	78,374	96,035	1,14,770	1,34,252	1,57,903	1,87,460
Staff Cost	20,575	19,407	21,094	22,977	24,667	27,344	33,762	39,710	47,143
Other expenses	10,283	11,142	9,926	14,921	21,386	19,751	23,103	27,174	32,260
EBITDA	27,301	31,811	33,092	40,475	49,982	67,676	77,386	91,020	1,08,057
% of Net Sales	21.1	22.6	21.6	22.9	24.8	28.6	28.0	28.0	28.0
Depreciation	3,496	3,663	3,802	4,079	4,124	4,356	4,968	5,551	6,185
Interest	33	61	49	148	70	96	96	96	96
Other Income	1,019	1,261	2,336	3,600	7,558	7,676	8,198	10,911	12,981
PBT	24,792	29,348	31,578	39,849	53,346	70,900	80,520	96,283	1,14,757
Tax	6,853	8,694	8,089	9,782	13,146	18,017	20,462	24,468	29,163
Rate (%)	27.6	29.6	25.6	24.5	24.6	25.4	25.4	25.4	25.4
Adjusted PAT	17,938	20,654	23,489	30,067	40,200	52,883	60,058	71,815	85,595
Reported PAT	17,938	20,654	23,489	30,067	40,200	52,883	60,058	71,815	85,595
Change (%)	-6.9	15.1	13.7	28.0	33.7	31.5	13.6	19.6	19.2

Balance sheet							(INR M)		
Y/E March	2020	2021	2022	2023	2024	2025	2026E	2027E	2028E
Share Capital	2,437	2,437	2,437	7,310	7,310	7,310	7,310	7,310	7,310
Reserves	96,824	1,06,331	1,18,055	1,29,146	1,54,116	1,90,237	2,42,823	3,05,704	3,80,650
Net Worth	99,261	1,08,768	1,20,492	1,36,455	1,61,426	1,97,546	2,50,133	3,13,014	3,87,960
Loans	-	-	-	-	-	-	-	-	-
Deferred Tax Liability	(4,974)	(4,634)	(6,207)	(5,034)	(5,742)	(5,341)	(5,341)	(5,341)	(5,341)
Capital Employed	94,287	1,04,134	1,14,285	1,31,422	1,55,684	1,92,205	2,44,791	3,07,673	3,82,619
Gross Fixed Assets	42,815	45,103	50,090	55,847	60,414	70,287	78,787	87,787	97,787
Less: Depreciation	12,784	16,448	20,250	24,328	28,453	32,808	37,776	43,328	49,512
Net Fixed Assets	30,030	28,655	29,840	31,518	31,962	37,479	41,011	44,459	48,275
Capital WIP	1,994	3,507	3,986	3,616	4,538	4,688	4,688	4,688	4,688
Investments	12,233	13,313	15,543	6,645	7,678	8,204	8,204	8,204	8,204
Curr. Assets	1,89,879	2,40,423	2,78,924	3,03,732	3,41,637	3,48,469	4,65,592	5,73,420	7,05,028
Inventory	39,628	49,547	55,669	64,121	74,076	90,697	1,06,092	1,24,782	1,48,139
Debtors	40,055	65,515	61,034	70,220	73,622	90,920	1,06,352	1,25,089	1,48,503
Cash & Bank Balance	15,562	50,082	74,991	80,090	1,09,681	93,973	1,70,467	2,26,302	2,92,937
Loans & Advances	400	527	88	83	84	81	17	20	24
Other Current Assets	94,235	74,752	87,142	89,219	84,174	72,799	82,663	97,226	1,15,425
Current Liab. & Prov.	1,39,850	1,81,764	2,14,008	2,14,089	2,30,131	2,06,635	2,74,703	3,23,099	3,83,576
Liabilities	1,25,091	1,64,265	1,91,851	1,99,468	2,13,630	1,90,387	2,55,697	3,00,744	3,57,037
Provisions	14,759	17,499	22,157	14,621	16,500	16,248	19,006	22,355	26,539
Net Current Assets	50,029	58,659	64,916	89,643	1,11,506	1,41,834	1,90,889	2,50,321	3,21,452
Application of Funds	94,287	1,04,134	1,14,285	1,31,422	1,55,684	1,92,205	2,44,791	3,07,673	3,82,619

Financials and valuation

Ratios

Y/E March	2020	2021	2022	2023	2024	2025	2026E	2027E	2028E
Adjusted EPS	7.4	8.5	9.6	4.1	5.5	7.2	8.2	9.8	11.7
Growth (%)	-6.9	15.1	13.7	-57.3	33.7	31.5	13.6	19.6	19.2
Cash EPS	8.8	10.0	11.2	4.7	6.1	7.8	8.9	10.6	12.6
Book Value	40.7	44.6	49.5	18.7	22.1	27.0	34.2	42.8	53.1
DPS	3.1	3.4	4.2	1.7	0.8	0.9	1.0	1.2	1.5
Payout (incl. Div. Tax.)	42	40	44	41	15	12	12	12	12
Valuation (x)									
P/E (standalone)	52.5	45.6	40.1	93.9	70.3	53.4	47.0	39.3	33.0
Cash P/E	43.9	38.7	34.5	82.7	63.7	49.3	43.4	36.5	30.8
EV/EBITDA	33.9	28.0	26.2	67.8	54.3	40.3	34.3	28.5	23.4
EV/Sales	7.3	6.5	5.8	15.8	13.5	11.5	9.6	8.0	6.6
Price/Book Value	9.5	8.7	7.8	20.7	17.5	14.3	11.3	9.0	7.3
Dividend Yield (%)	0.8	0.9	1.1	0.4	0.2	0.2	0.3	0.3	0.4
Profitability Ratios (%)									
RoE	18.1	19.0	19.5	22.0	24.9	26.8	24.0	22.9	22.1
RoCE	18.9	19.9	20.5	23.5	27.0	29.5	26.9	25.5	24.4
RoIC	26.7	38.9	76.5	90.3	92.3	79.3	73.6	98.1	104.6
Turnover Ratios									
Debtors (Days)	113	170	145	145	133	140	140	140	140
Inventory (Days)	112	129	133	133	134	140	140	140	140
Fixed Asset Turnover (x)	2.9	3.1	3.0	3.1	3.3	3.4	3.5	3.7	4.0

Cash flow statement

Y/E March	2020	2021	2022	2023	2024	2025	2026E	2027E	2028E
PBT before Extraordinary Items	24,792	29,348	31,578	39,849	53,346	70,900	80,520	96,283	1,14,757
Add : Depreciation	3,496	3,663	3,802	4,079	4,124	4,356	4,968	5,551	6,185
Interest and others	(292)	750	(1,241)	(2,046)	5,516	(6,437)	96	96	96
Less : Direct Taxes Paid	5,684	5,323	8,024	9,150	14,130	16,674	20,462	24,468	29,163
(Inc)/Dec in WC	3,013	22,597	15,498	(21,179)	(2,376)	(47,341)	27,440	(3,598)	(4,496)
CF from Operations	25,325	51,035	41,612	11,552	46,480	4,804	92,562	73,865	87,379
CF from Operations after EOI	25,325	51,035	41,612	11,552	46,480	4,804	92,562	73,865	87,379
(Inc)/Dec in FA	(7,264)	(4,664)	(5,461)	(5,621)	(6,423)	(10,010)	(8,500)	(9,000)	(10,000)
Free Cash Flow	18,062	46,371	36,151	5,931	40,057	(5,206)	84,062	64,865	77,379
(Pur)/Sale of Investments	(731)	(1,094)	(43,145)	33,442	(52,465)	17,494	-	-	-
CF from Investments	(7,995)	(5,758)	(48,606)	27,820	(58,888)	7,484	(8,500)	(9,000)	(10,000)
(Inc)/Dec in Networth	(250)	(83)	-	-	-	-	0	-	-
(Inc)/Dec in Debt	(13)	(16)	-	-	-	-	-	-	-
Less : Interest Paid	552	431	539	697	128	156	96	96	96
Dividend Paid	9,793	10,227	10,233	12,424	14,615	16,806	7,471	8,934	10,648
CF from Fin. Activity	(10,608)	(10,757)	(10,772)	(13,121)	(14,743)	(16,961)	(7,568)	(9,030)	(10,744)
Inc/Dec of Cash	6,722	34,519	(17,766)	26,251	(27,152)	(4,673)	76,494	55,835	66,635
Add: Beginning Balance	8,840	15,562	50,082	74,991	80,090	98,646	93,973	1,70,467	2,26,302
Other adjustments	-	-	42,675	(21,153)	56,743	(11,035)	-	-	-
Closing Balance	15,562	50,082	74,991	80,090	1,09,681	93,973	1,70,467	2,26,302	2,92,937

Investment in securities market are subject to market risks. Read all the related documents carefully before investing

Explanation of Investment Rating	
Investment Rating	Expected return (over 12-month)
BUY	>=15%
SELL	< - 10%
NEUTRAL	< - 10 % to 15%
UNDER REVIEW	Rating may undergo a change
NOT RATED	We have forward looking estimates for the stock but we refrain from assigning recommendation

*In case the recommendation given by the Research Analyst is inconsistent with the investment rating legend for a continuous period of 30 days, the Research Analyst shall be within following 30 days take appropriate measures to make the recommendation consistent with the investment rating legend.

Disclosures

The following Disclosures are being made in compliance with the SEBI Research Analyst Regulations 2014 (herein after referred to as the Regulations).

Motilal Oswal Financial Services Ltd. (MOFSL) is a SEBI Registered Research Analyst having registration no. INH000000412. MOFSL, the Research Entity (RE) as defined in the Regulations, is engaged in the business of providing Stock broking services, Depository participant services & distribution of various financial products. MOFSL is a listed public company, the details in respect of which are available on www.motilaloswal.com. MOFSL (erstwhile Motilal Oswal Securities Limited - MOSL) is registered with the Securities & Exchange Board of India (SEBI) and is a registered Trading Member with National Stock Exchange of India Ltd. (NSE) and Bombay Stock Exchange Limited (BSE), Multi Commodity Exchange of India Limited (MCX) and National Commodity & Derivatives Exchange Limited (NCDEX) for its stock broking activities & is Depository participant with Central Depository Services Limited (CDSL) National Securities Depository Limited (NSDL), NERL, COMRIS and CCRL and is member of Association of Mutual Funds of India (AMFI) for distribution of financial products and Insurance Regulatory & Development Authority of India (IRDA) as Corporate Agent for insurance products. Details of associate entities of Motilal Oswal Financial Services Limited are available on the website at <http://onlinereports.motilaloswal.com/Dormant/documents/List%20of%20Associate%20companies.pdf>

MOFSL and its associate company(ies), their directors and Research Analyst and their relatives may; (a) from time to time, have a long or short position in, act as principal in, and buy or sell the securities or derivatives thereof of companies mentioned herein. (b) be engaged in any other transaction involving such securities and earn brokerage or other compensation or act as a market maker in the financial instruments of the company(ies) discussed herein or act as an advisor or lender/borrower to such company(ies) or may have any other potential conflict of interests with respect to any recommendation and other related information and opinions; however the same shall have no bearing whatsoever on the specific recommendations made by the analyst(s), as the recommendations made by the analyst(s) are completely independent of the views of the associates of MOFSL even though there might exist an inherent conflict of interest in some of the stocks mentioned in the research report.

MOFSL and / or its affiliates do and seek to do business including investment banking with companies covered in its research reports. As a result, the recipients of this report should be aware that MOFSL may have a potential conflict of interest that may affect the objectivity of this report. Compensation of Research Analysts is not based on any specific merchant banking, investment banking or brokerage service transactions. Details of pending Enquiry Proceedings of Motilal Oswal Financial Services Limited are available on the website at

<https://galaxy.motilaloswal.com/ResearchAnalyst/PublishViewLitigation.aspx>

A graph of daily closing prices of securities is available at www.nseindia.com, www.bseindia.com. Research Analyst views on Subject Company may vary based on Fundamental research and Technical Research. Proprietary trading desk of MOFSL or its associates maintains arm's length distance with Research Team as all the activities are segregated from MOFSL research activity and therefore it can have an independent view with regards to Subject Company for which Research Team have expressed their views.

Regional Disclosures (outside India)

This report is not directed or intended for distribution to or use by any person or entity resident in a state, country or any jurisdiction, where such distribution, publication, availability or use would be contrary to law, regulation or which would subject MOFSL & its group companies to registration or licensing requirements within such jurisdictions.

For Hong Kong:

This report is distributed in Hong Kong by Motilal Oswal capital Markets (Hong Kong) Private Limited, a licensed corporation (CE AYY-301) licensed and regulated by the Hong Kong Securities and Futures Commission (SFC) pursuant to the Securities and Futures Ordinance (Chapter 571 of the Laws of Hong Kong) "SFO". As per SEBI (Research Analyst Regulations) 2014 Motilal Oswal Securities (SEBI Reg. No. INH000000412) has an agreement with Motilal Oswal capital Markets (Hong Kong) Private Limited for distribution of research report in Hong Kong. This report is intended for distribution only to "Professional Investors" as defined in Part I of Schedule 1 to SFO. Any investment or investment activity to which this document relates is only available to professional investor and will be engaged only with professional investors." Nothing here is an offer or solicitation of these securities, products and services in any jurisdiction where their offer or sale is not qualified or exempt from registration. The Indian Analyst(s) who compile this report is/are not located in Hong Kong & are not conducting Research Analysis in Hong Kong.

For U.S.

Motilal Oswal Financial Services Limited (MOFSL) is not a registered broker - dealer under the U.S. Securities Exchange Act of 1934, as amended (the "1934 act") and under applicable state laws in the United States. In addition MOFSL is not a registered investment adviser under the U.S. Investment Advisers Act of 1940, as amended (the "Advisers Act" and together with the 1934 Act, the "Acts"), and under applicable state laws in the United States. Accordingly, in the absence of specific exemption under the Acts, any brokerage and investment services provided by MOFSL, including the products and services described herein are not available to or intended for U.S. persons. This report is intended for distribution only to "Major Institutional Investors" as defined by Rule 15a-6(b)(4) of the Exchange Act and interpretations thereof by SEC (henceforth referred to as "major institutional investors"). This document must not be acted on or relied on by persons who are not major institutional investors. Any investment or investment activity to which this document relates is only available to major institutional investors and will be engaged in only with major institutional investors. In reliance on the exemption from registration provided by Rule 15a-6 of the U.S. Securities Exchange Act of 1934, as amended (the "Exchange Act") and interpretations thereof by the U.S. Securities and Exchange Commission ("SEC") in order to conduct business with Institutional Investors based in the U.S., MOFSL has entered into a chaperoning agreement with a U.S. registered broker-dealer, Motilal Oswal Securities International Private Limited. ("MOSIPL"). Any business interaction pursuant to this report will have to be executed within the provisions of this chaperoning agreement.

The Research Analysts contributing to the report may not be registered /qualified as research analyst with FINRA. Such research analyst may not be associated persons of the U.S. registered broker-dealer, MOSIPL, and therefore, may not be subject to NASD rule 2711 and NYSE Rule 472 restrictions on communication with a subject company, public appearances and trading securities held by a research analyst account.

For Singapore

In Singapore, this report is being distributed by Motilal Oswal Capital Markets (Singapore) Pte. Ltd. ("MOCMSPL") (UEN 201129401Z), which is a holder of a capital markets services license and an exempt financial adviser in Singapore. This report is distributed solely to persons who (a) qualify as "institutional investors" as defined in section 4A(1)(c) of the Securities and Futures Act of Singapore ("SFA") or (b) are considered "accredited investors" as defined in section 2(1) of the Financial Advisers Regulations of Singapore read with section 4A(1)(a) of the SFA. Accordingly, if a recipient is neither an "institutional investor" nor an "accredited investor", they must immediately discontinue any use of this Report and inform MOCMSPL.

In respect of any matter arising from or in connection with the research you could contact the following representatives of MOCMSPL. In case of grievances for any of the services rendered by MOCMSPL write to grievances@motilaloswal.com.

Nainesh Rajani

Email: nainesh.rajani@motilaloswal.com

Contact: (+65) 8328 0276

Specific Disclosures

- Research Analyst and/or his/her relatives do not have a financial interest in the subject company(ies), as they do not have equity holdings in the subject company(ies).
MOFSL has financial interest in the subject company(ies) at the end of the week immediately preceding the date of publication of the Research Report: Yes.
Nature of Financial interest is holding equity shares or derivatives of the subject company
- Research Analyst and/or his/her relatives do not have actual/beneficial ownership of 1% or more securities in the subject company(ies) at the end of the month immediately preceding the date of publication of Research Report.
MOFSL has actual/beneficial ownership of 1% or more securities of the subject company(ies) at the end of the month immediately preceding the date of publication of Research Report: No
- Research Analyst and/or his/her relatives have not received compensation/other benefits from the subject company(ies) in the past 12 months.
MOFSL may have received compensation from the subject company(ies) in the past 12 months.
- Research Analyst and/or his/her relatives do not have material conflict of interest in the subject company at the time of publication of research report.
MOFSL does not have material conflict of interest in the subject company at the time of publication of research report.
- Research Analyst has not served as an officer, director or employee of subject company(ies).
- MOFSL has not acted as a manager or co-manager of public offering of securities of the subject company in past 12 months.
- MOFSL has not received compensation for investment banking /merchant banking/brokerage services from the subject company(ies) in the past 12 months.
- MOFSL may have received any compensation for products or services other than investment banking or merchant banking or brokerage services from the subject company(ies) in the past 12 months.
- MOFSL may have received compensation or other benefits from the subject company(ies) or third party in connection with the research report.
- MOFSL has not engaged in market making activity for the subject company.

The associates of MOFSL may have:
financial interest in the subject company

actual/beneficial ownership of 1% or more securities in the subject company at the end of the month immediately preceding the date of publication of the Research Report or date of the public appearance.

received compensation/other benefits from the subject company in the past 12 months

any other potential conflict of interests with respect to any recommendation and other related information and opinions.; however the same shall have no bearing whatsoever on the specific recommendations made by the analyst(s), as the recommendations made by the analyst(s) are completely independent of the views of the associates of MOFSL even though there might exist an inherent conflict of interest in some of the stocks mentioned in the research report.

acted as a manager or co-manager of public offering of securities of the subject company in past 12 months

be engaged in any other transaction involving such securities and earn brokerage or other compensation or act as a market maker in the financial instruments of the company(ies) discussed herein or act as an advisor or lender/borrower to such company(ies)

received compensation from the subject company in the past 12 months for investment banking / merchant banking / brokerage services or from other than said services.

Served subject company as its clients during twelve months preceding the date of distribution of the research report.

The associates of MOFSL has not received any compensation or other benefits from third party in connection with the research report

Above disclosures include beneficial holdings lying in demat account of MOFSL which are opened for proprietary investments only. While calculating beneficial holdings, It does not consider demat accounts which are opened in name of MOFSL for other purposes (i.e holding client securities, collaterals, error trades etc.). MOFSL also earns DP income from clients which are not considered in above disclosures.

Analyst Certification

The views expressed in this research report accurately reflect the personal views of the analyst(s) about the subject securities or issues, and no part of the compensation of the research analyst(s) was, is, or will be directly or indirectly related to the specific recommendations and views expressed by research analyst(s) in this report.

Terms & Conditions:

This report has been prepared by MOFSL and is meant for sole use by the recipient and not for circulation. The report and information contained herein is strictly confidential and may not be altered in any way, transmitted to, copied or distributed, in part or in whole, to any other person or to the media or reproduced in any form, without prior written consent of MOFSL. The report is based on the facts, figures and information that are considered true, correct, reliable and accurate. The intent of this report is not recommendatory in nature. The information is obtained from publicly available media or other sources believed to be reliable. Such information has not been independently verified and no guaranty, representation of warranty, express or implied, is made as to its accuracy, completeness or correctness. All such information and opinions are subject to change without notice. The report is prepared solely for informational purpose and does not constitute an offer document or solicitation of offer to buy or sell or subscribe for securities or other financial instruments for the clients. Though disseminated to all the customers simultaneously, not all customers may receive this report at the same time. MOFSL will not treat recipients as customers by virtue of their receiving this report.

Disclaimer:

The report and information contained herein is strictly confidential and meant solely for the selected recipient and may not be altered in any way, transmitted to, copied or distributed, in part or in whole, to any other person or to the media or reproduced in any form, without prior written consent. This report and information herein is solely for informational purpose and may not be used or considered as an offer document or solicitation of offer to buy or sell or subscribe for securities or other financial instruments. Nothing in this report constitutes investment, legal, accounting and tax advice or a representation that any investment or strategy is suitable or appropriate to your specific circumstances. The securities discussed and opinions expressed in this report may not be suitable for all investors, who must make their own investment decisions, based on their own investment objectives, financial positions and needs of specific recipient. This may not be taken in substitution for the exercise of independent judgment by any recipient. Each recipient of this document should make such investigations as it deems necessary to arrive at an independent evaluation of an investment in the securities of companies referred to in this document (including the merits and risks involved), and should consult its own advisors to determine the merits and risks of such an investment. The investment discussed or views expressed may not be suitable for all investors. Certain transactions -including those involving futures, options, another derivative products as well as non-investment grade securities - involve substantial risk and are not suitable for all investors. No representation or warranty, express or implied, is made as to the accuracy, completeness or fairness of the information and opinions contained in this document. The Disclosures of Interest Statement incorporated in this document is provided solely to enhance the transparency and should not be treated as endorsement of the views expressed in the report. This information is subject to change without any prior notice. The Company reserves the right to make modifications and alternations to this statement as may be required from time to time without any prior approval. MOFSL, its associates, their directors and the employees may from time to time, effect or have effected an own account transaction in, or deal as principal or agent in or for the securities mentioned in this document. They may perform or seek to perform investment banking or other services for, or solicit investment banking or other business from, any company referred to in this report. Each of these entities functions as a separate, distinct and independent of each other. The recipient should take this into account before interpreting the document. This report has been prepared on the basis of information that is already available in publicly accessible media or developed through analysis of MOFSL. The views expressed are those of the analyst, and the Company may or may not subscribe to all the views expressed therein. This document is being supplied to you solely for your information and may not be reproduced, redistributed or passed on, directly or indirectly, to any other person or published, copied, in whole or in part, for any purpose. This report is not directed or intended for distribution to, or use by, any person or entity who is a citizen or resident of or located in any locality, state, country or other jurisdiction, where such distribution, publication, availability or use would be contrary to law, regulation or which would subject MOFSL to any registration or licensing requirement within such jurisdiction. The securities described herein may or may not be eligible for sale in all jurisdictions or to certain category of investors. Persons in whose possession this document may come are required to inform themselves of and to observe such restriction. Neither the Firm, not its directors, employees, agents or representatives shall be liable for any damages whether direct or indirect, incidental, special or consequential including lost revenue or lost profits that may arise from or in connection with the use of the information. The person accessing this information specifically agrees to exempt MOFSL or any of its affiliates or employees from, any and all responsibility/liability arising from such misuse and agrees not to hold MOFSL or any of its affiliates or employees responsible for any such misuse and further agrees to hold MOFSL or any of its affiliates or employees free and harmless from all losses, costs, damages, expenses that may be suffered by the person accessing this information due to any errors and delays.

This report is meant for the clients of Motilal Oswal only.

Investment in securities market are subject to market risks. Read all the related documents carefully before investing.

Registration granted by SEBI and certification from NISM in no way guarantee performance of the intermediary or provide any assurance of returns to investors.

Registered Office Address: Motilal Oswal Tower, Rahimtullah Sayani Road, Opposite Parel ST Depot, Prabhadevi, Mumbai-400025; Tel No.: 022 - 71934200 / 71934263; www.motilaloswal.com.

Correspondence Address: Palm Spring Centre, 2nd Floor, Palm Court Complex, New Link Road, Malad (West), Mumbai- 400 064. Tel No: 022 71881000. Details of Compliance Officer: Neeraj Agarwal, Email

Id: na@motilaloswal.com, Contact No.:022-40548085.

Grievance Redressal Cell:

Contact Person	Contact No.	Email ID
Ms. Hemangi Date	022 40548000 / 022 67490600	query@motilaloswal.com
Ms. Kumud Upadhyay	022 40548082	servicehead@motilaloswal.com
Mr. Ajay Menon	022 40548083	am@motilaloswal.com

Registration details of group entities.: Motilal Oswal Financial Services Ltd. (MOFSL): INZ000158836 (BSE/NSE/MCX/NCDEX); CDSL and NSDL: IN-DP-16-2015; Research Analyst: INH000000412 . AMFI: ARN : 146822. IRDA Corporate Agent – CA0579. Motilal Oswal Financial Services Ltd. is a distributor of Mutual Funds, PMS, Fixed Deposit, Insurance, Bond, NCDs and IPO products.

Customer having any query/feedback/ clarification may write to query@motilaloswal.com. In case of grievances for any of the services rendered by Motilal Oswal Financial Services Limited (MOFSL) write to grievances@motilaloswal.com, for DP to dp@grievances@motilaloswal.com.