

Estimate change	↓
TP change	↓
Rating change	↔

Bloomberg	CDSL IN
Equity Shares (m)	209
M.Cap.(INRb)/(USDb)	274.5 / 3.3
52-Week Range (INR)	1990 / 916
1, 6, 12 Rel. Per (%)	3/-16/17
12M Avg Val (INR M)	5682

Financials & Valuations (INR b)

Y/E March	2025	2026E	2027E
Revenue	10.8	11.4	13.7
EBITDA	6.2	6.3	8.0
EBITDA Margin (%)	57.7	55.8	58.2
PAT	5.2	5.4	6.7
PAT Margin (%)	48.4	47.3	49.1
EPS	25.1	25.7	32.1
EPS Grw. (%)	24.8	2.5	24.9
BVPS	84.2	97.4	113.5
RoE (%)	32.5	28.3	30.4
Div. Payout (%)	49.9	48.7	49.9

Valuations

P/E (x)	52.4	51.1	40.9
P/BV (x)	15.6	13.5	11.6
Div. Yield (%)	1.0	1.0	1.2

Shareholding Pattern (%)

As On	Mar-25	Dec-24	Mar-24
Promoter	15.0	15.0	15.0
DII	15.4	19.1	23.2
FII	11.3	17.1	11.4
Others	58.3	48.7	50.5

FII includes depository receipts

CMP: INR1,314 TP: INR1,150 (-12%) Neutral

Weak operating performance

- CDSL's operating revenue declined 7% YoY and 19% QoQ to INR2.2b (7% miss), primarily due to a 36%/29% YoY decline in transaction revenue/online data charges. For FY25, the company's revenue grew 33% YoY to INR10.8b.
- EBITDA declined 26% YoY and 32% QoQ to INR1.1b (10% miss), resulting in an EBITDA margin of 48.7% (vs. 61.4% in 4QFY24 and 57.8% in 3QFY25). For FY25, its EBITDA grew 28% YoY to INR6.2b. Operating expenses jumped 24% YoY to INR1.2b due to a 14%/28% YoY increase in employee costs/other expenses.
- PAT for the quarter declined 22% YoY and 23% QoQ to INR1b (10% beat). For FY25, it grew 25% YoY to INR5.3b. PAT margin came in at 44.8% vs. 53.8% in 4QFY24 and 46.7% in 3QFY25.
- As a market infrastructure company, CDSL will continue to invest in four key areas—hardware, infrastructure, application, and security—while keeping technology expenses at a steady proportion of revenue.
- We cut our earnings estimates by 15%/13% for FY26/FY27 to factor in slower account openings, a weak cash volume trajectory, a reduction in IPO actions, and continued investments in tech and human resources. We expect CDSL to post a revenue/EBITDA/PAT CAGR of 12%/13%/13% over FY25-27. We reiterate our Neutral rating on the stock with a one-year TP of INR1,150 (premised on a P/E multiple of 35x on FY27E earnings).

Continued investments in technology and human resources

- On the revenue front, transaction revenue declined 36%/17% YoY/QoQ to INR490m on account of lower cash delivery volumes during the quarter.
- Annual issuer charges increased 34%/7% YoY/QoQ to INR870m, of which INR359.5m came from unlisted companies. The growth was primarily fueled by an increase in the number of issuers (35.9k in 4QFY25 from 23.1k in 4QFY24) contributing to the rise in recurring issuer income.
- IPO/Corporate Action charges declined 7%/57% YoY/QoQ to INR250m on account of a fewer number of IPO listings during the quarter.
- During FY25, the total income of its subsidiary, CVL, rose 35% YoY to INR2.5b, while total expenses grew 42% YoY to INR1.1b. PAT rose 28% YoY to INR1.09b.
- Total expenses jumped 24% YoY to INR1.2b, led by a 14%/67%/11% YoY increase in employee/IT/admin and other expenses.
- Other income was up 18%/57% YoY/QoQ to INR313m, primarily due to mark-to-market gains on debt investments.
- Demat account additions during the quarter reduced sequentially to 6.4m from 10.9m in 4QFY24 and 9.2m in 3QFY25.

Key takeaways from the management commentary

- Management maintained a stable dividend payout ratio, targeting 60% on a standalone basis; for FY25, the actual payout was 61.3%.
- The dip in KYC revenue during 4QFY25 was attributed to subdued growth in market delivery volumes, demat account openings, mutual fund inflows, and IPO activities.

Valuation and view

- Lower market activity and fewer IPO listings led to a reduction in revenue, and continued investments in human resources and technology for future growth could restrict gains from operating leverage, but we still expect EBITDA margins to expand to ~58.2% in FY27E from 57.7% in FY24.
- We cut our earnings estimates by 15%/13% for FY26/FY27 to factor in slower account openings leading to subdued transaction revenue, a weak cash volume trajectory, a reduction in IPO actions, and continued investments in tech and human resources.
- We expect CDSL to post a revenue/EBITDA/PAT CAGR of 12%/13%/13% over FY25-27. **We reiterate our Neutral rating on the stock with a one-year TP of INR1,150 (premised on a P/E multiple of 35x on FY27E earnings).**

Quarterly Performance

(INR m)

Y/E March	FY24				FY25				FY24	FY25	4Q	Act v/s	YoY	QoQ
	1Q	2Q	3Q	4Q	1Q	2Q	3Q	4Q			FY25E	Est. (%)		
Revenue from Operations	1,497	2,073	2,145	2,408	2,574	3,223	2,781	2,244	8,122	10,822	2,405	-6.7	-7%	-19%
Change YoY (%)	6.8	39.2	51.9	93.0	72.0	55.4	29.7	-6.8	46.3	33.2	-0.1			
Employee expenses	226	224	237	276	267	314	323	315	963	1,219	330	-4.5	14%	-3%
Other Expenses	464	555	593	653	762	910	852	836	2265	3,360	868	-3.7	28%	-2%
Total Operating Expenses	690	779	830	929	1,029	1,225	1,175	1,151	3,229	4,580	1,197	-3.9	24%	-2%
Change YoY (%)	7	39	48	68	49	57	41	24	39.3	42	29			
EBITDA	807	1,294	1,314	1,479	1,544	1,998	1,606	1,094	4,894	6,242	1,208	-9.5	-26%	-32%
Other Income	242	228	215	266	295	362	200	313	950	1,171	182	72.3	18%	57%
Depreciation	58	65	69	80	98	119	130	143	272	490	131	9.2	78%	10%
PBT	990	1,457	1,460	1,665	1,741	2,241	1,676	1,264	5,572	6,923	1,259	0.4	-24%	-25%
Change YoY (%)	28	33	46	100	76	54	15	-24	50.7	24	-24			
Tax Provisions	242	358	375	390	405	627	386	268	1,365	1,686	355	-24.5	-31%	-30%
P&L from associate	-11	-9	-10	20	5	6	7	8	-11	26	6			
Net Profit	737	1,090	1,075	1,294	1,342	1,620	1,298	1,004	4,197	5,264	910	10.4	-22%	-23%
Change YoY (%)	28	35	44	105	82	49	21	-22	52.0	25	-30			
Key Operating Parameters (%)														
Cost to Operating Income Ratio	46.1	37.6	38.7	38.6	40.0	38.0	42.2	51.3	39.7	42.3	49.8	149 bps	1269bps	903bps
EBITDA Margin	53.9	62.4	61.3	61.4	60.0	62.0	57.8	48.7	60.3	57.7	50.2	-149 bps	-1269bps	-903bps
PBT Margin	66.2	70.3	68.1	69.1	67.7	69.5	60.3	56.3	68.6	64.0	52.3	398 bps	-1281bps	-396bps
Tax Rate	24.4	24.6	25.7	23.4	23.2	28.0	23.0	21.2	24.5	24.3	28.2	-701 bps	-221bps	-180bps
PAT Margin	49.2	52.6	50.1	53.8	52.1	50.3	46.7	44.8	51.7	48.6	37.8	693 bps	-901bps	-192bps



Key takeaways from the management commentary

Business:

- CDSL rolled out unified features in the MyEasi investor app earlier this year, enabling users to view their holdings across market infrastructure institutions in a single interface.
- The electronic consolidated account statement was integrated across various apps effective 1st April 2025.
- The second edition of the CDSL Annual Symposium was conducted in February, centered on the theme 'Reimagine CapTech and the Future of Capital Markets'.
- The integration work with LIC is ongoing, and CDSL is currently awaiting resource support from LIC.

CVL:

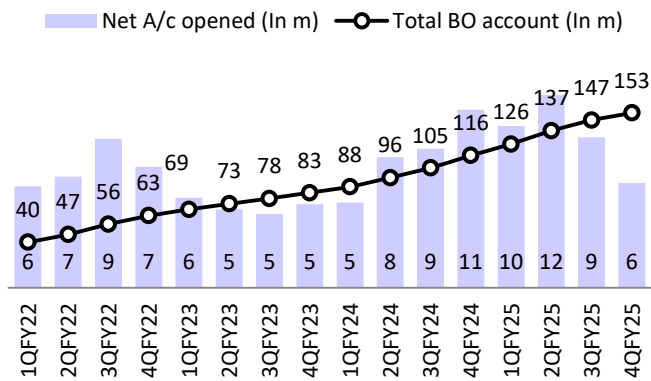
- CVL's total income rose 35% YoY to INR2.5b in FY25.
- Total expenses increased 42% YoY to INR1.1b in FY25.
- PAT for FY25 reached INR1.09b, reflecting a 28% YoY growth.
- Following SEBI's recent notification regarding the centralization of KYC operations, CDSL plans to observe developments before making decisions, as it is still under work in progress.
- The dip in KYC revenue during 4QFY25 was attributed to subdued growth in market delivery volumes, demat account openings, mutual fund inflows, and IPO activity.

Financials:

- For the quarter, cash income, e-voting income, and pledge income stood at INR110m, INR60m, and INR54m respectively, while impairment costs amounted to INR8.8m.
- Issuer charges from unlisted companies generated revenue of INR359.5m in FY25.
- Other income improved sequentially, primarily due to mark-to-market gains on debt schemes.
- Other income includes earnings from e-cash charges, e-voting, e-sign services, and returns from investments in fixed deposits, mutual fund debt schemes, and bonds.
- CDSL levies a one-time processing fee of INR15k per unlisted company.
- Management maintained a stable dividend payout ratio, targeting 60% on a standalone basis; for FY25, the actual payout was 61.3%.
- The number of folios at the beginning of the year stood at approximately 22.76b compared to around 19.50b the previous year.
- As a market infrastructure company, CDSL continues to invest in four key areas: hardware, infrastructure, application, and security.
- Technology expenses are being managed at a stable proportion of revenue, although no specific guidance was provided by management.

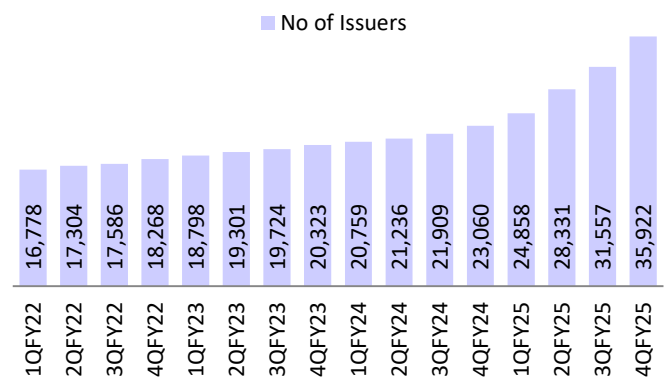
Story in charts

Exhibit 1: Number of demat accounts opened declined



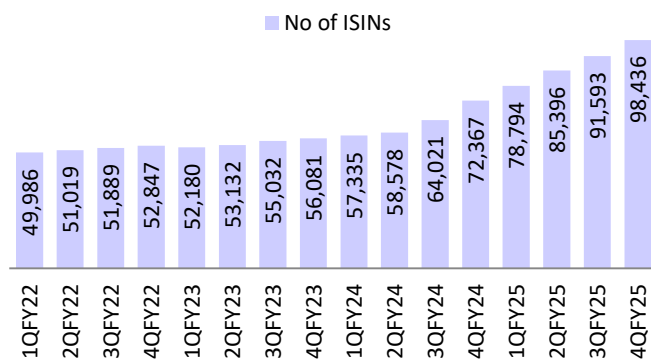
Source: Company, MOFSL

Exhibit 2: Number of issuers continued to increase



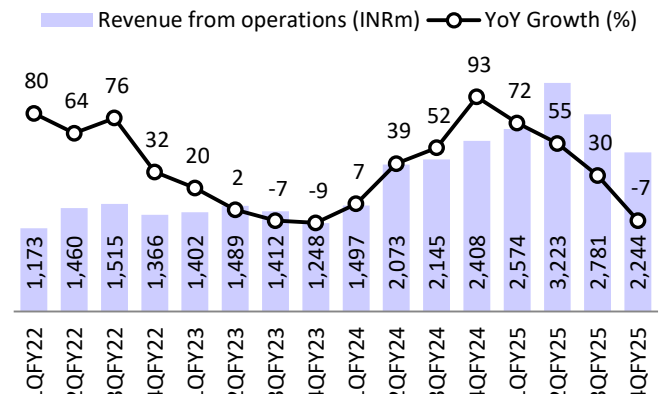
Source: Company, MOFSL

Exhibit 3: Trend in the number of ISINs



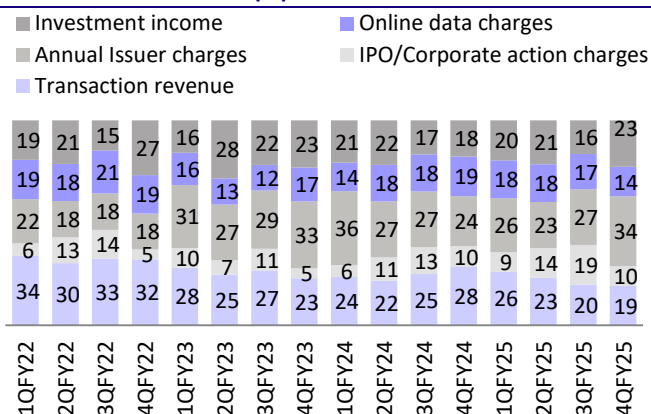
Source: Company, MOFSL

Exhibit 4: Revenue dipped 7% YoY in 4QFY25



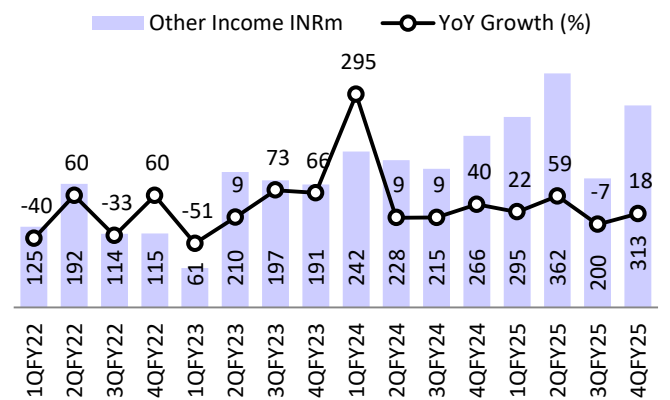
Source: Company, MOFSL

Exhibit 5: Revenue mix (%) trend



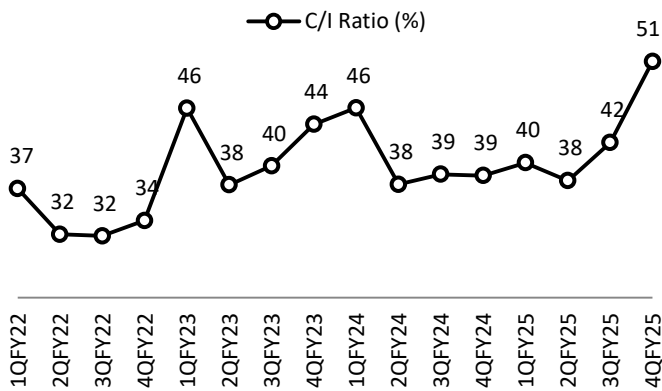
Source: MOFSL, Company

Exhibit 6: Trend in other income



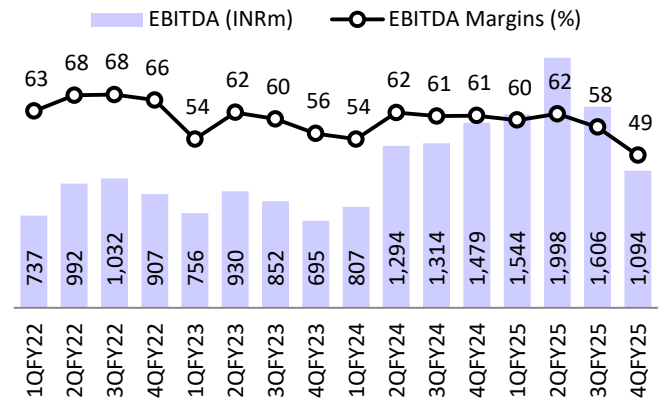
Source: MOFSL, Company

Exhibit 7: C/I ratio (%) trend



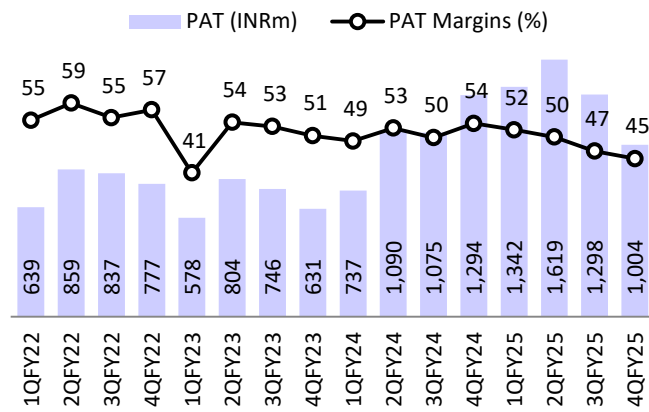
Source: MOFSL, Company

Exhibit 8: Trends in EBITDA (INR m) and EBITDA margin (%)



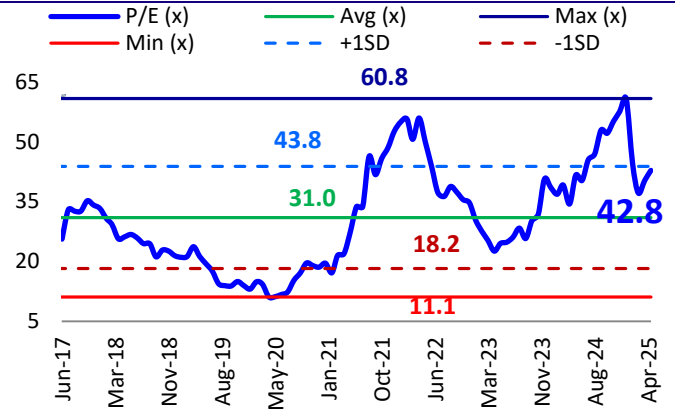
Source: MOFSL, Company

Exhibit 9: PAT margin contracted to 45% in 4QFY25



Source: MOFSL, Company

Exhibit 10: One-year forward P/E



Source: MOFSL, Company

Financials and valuations

Income Statement

								INR m
Y/E March	2020	2021	2022	2023	2024	2025	2026E	2027E
Revenue	2,251	3,437	5,513	5,551	8,123	10,822	11,356	13,660
Change (%)	15	53	60	1	46	33	5	20
Employee expense	473	413	506	810	964	1,219	1,280	1,472
Computer technology related expenses	154	199	276	384	633	1,132	1,335	1,469
Other expenses	734	706	1,063	1,124	1,631	2,228	2,407	2,768
Operating Expenses	1,360	1,319	1,845	2,317	3,229	4,579	5,022	5,709
EBITDA	890	2,118	3,669	3,234	4,894	6,243	6,334	7,951
Change (%)	-18	138	73	-11.9	51.3	27.6	1.5	25.5
Dep/Interest/Provisions	118	92	115	196	273	491	552	601
Other Income	592	569	546	658	950	1,171	1,373	1,587
PBT	1,364	2,595	4,100	3,696	5,571	6,923	7,156	8,937
Change (%)	-8	90	58	-9.9	50.7	24.3	3.4	24.9
Share of P/L of associates			-14	-44.2	-10.8			
Tax	297	583	967	892	1,365	1,686	1,789	2,234
Tax Rate (%)	22	22	24	24	24	24	25	25
PAT	1,067	2,013	3,118	2,760	4,196	5,237	5,367	6,702
Change (%)	-7	89	55	-11.5	52.0	24.8	2.5	24.9
Dividend	470	941	1,568	1,672	2,299	2,613	2,613	3,344

Balance Sheet

								INR m
Y/E March	2020	2021	2022	2023	2024	2025	2026E	2027E
Equity Share Capital	1,045	1,045	1,045	1,045	1,045	2,090	2,090	2,090
Reserves & Surplus	6,195	7,727	9,884	11,092	13,588	15,513	18,268	21,626
Net Worth	7,240	8,772	10,929	12,137	14,633	17,603	20,358	23,716
Minority Interest	419	428	434	434	438	435	479	527
Borrowings	0	0	0	0	0	0	0	0
Other Liabilities	975	1,641	1,892	2,000	2,744	3,583	3,902	4,310
Total Liabilities	8,633	10,841	13,254	14,571	17,816	21,621	24,738	28,552
Cash and Bank balance	537	2,077	2,059	710	529	1,742	6,045	7,132
Investments	6,694	7,094	9,255	9,367	11,493	13,515	15,787	18,236
Net Fixed Assets	743	962	1,097	2,966	3,441	4,508	889	909
Current Assets	659	708	842	1,528	2,354	1,857	2,016	2,275
Total Assets	8,633	10,841	13,253	14,571	17,816	21,621	24,738	28,552

E: MOFSL Estimates

Financials and valuations

Cashflow

INR m

Y/E March	2020	2021	2022	2023	2024	2025	2026E	2027E
Profit after Tax	1,067	2,013	3,118	2,760	4,196	5,263	5,367	6,702
Adjustments	(513)	(17)	30	(488)	(77)	(1,406)	(822)	(985)
Change in Working Capital	128	617	116	(577)	(82)	1,335	160	150
Cashflow from Operating activities	683	2,613	3,264	1,694	4,036	5,193	4,705	5,867
Other Income	592	569	546	658	950	1,171	1,373	1,587
Change in Current Investments	(719)	(401)	(2,161)	(112)	(2,126)	(2,022)	(2,273)	(2,449)
Change in Fixed Asset	(108)	(311)	(104)	(1,918)	(747)	(1,557)	(949)	(620)
Others	6	9	6	0	4	(3)	44	48
Cashflow from Investing activities	(230)	(133)	(1,713)	(1,371)	(1,918)	(2,411)	(1,804)	(1,434)
Changes in Equity	0	0	0	0	0	1,045	0	0
Interest Expense	(0)	(0)	(0)	(1)	(1)	(1)	(2)	(1)
Dividend Expense	(470)	(941)	(1,568)	(1,672)	(2,299)	(2,613)	(2,613)	(3,344)
Cashflow from Financing activities	(471)	(941)	(1,568)	(1,673)	(2,300)	(1,569)	(2,614)	(3,345)
Net Cashflow	-18	1,540	-16	-1,350	-182	1,213	286	1,087
Opening Cashflow	555	537	2,077	2,059	710	529	1,742	2,028
Closing Cashflow	537	2,077	2,059	710	529	1,742	2,028	3,115

E: MOSL Estimates

Ratios

Y/E March	2020	2021	2022	2023	2024	2025	2026E	2027E
Cost to Income Ratio	60.4	38.4	33.5	41.7	39.7	42.3	44.2	41.8
EBITDA Margins	39.6	61.6	66.5	58.3	60.3	57.7	55.8	58.2
PBT Margin	60.6	75.5	74.4	66.6	68.6	64.0	63.0	65.4
PAT Margin	47.4	58.6	56.6	49.7	51.7	48.4	47.3	49.1
Profitability Ratios (%)								
RoE	15.3	25.1	31.7	23.9	31.3	32.5	28.3	30.4
Dividend Payout Ratio	44.1	46.7	50.3	60.6	54.8	49.9	48.7	49.9

Valuations	2020	2021	2022	2023	2024	2025	2026E	2027E
BVPS (INR)	35	42	52	58	70	84	97	113
Change (%)	8.4	21.2	24.6	11.1	20.6	20.3	15.6	16.5
Price-BV (x)	37.9	31.3	25.1	22.6	18.8	15.6	13.5	11.6
EPS (INR)	5.1	9.6	14.9	13.2	20.1	25.1	25.7	32.1
Change (%)	-7.1	88.6	54.9	-11.5	52.0	24.8	2.5	24.9
Price-Earnings (x)	257.1	136.3	88.0	99.4	65.4	52.4	51.1	40.9
DPS (INR)	2.3	4.5	7.5	8.0	11.0	12.5	12.5	16.0
Dividend Yield (%)	0.2	0.3	0.6	0.6	0.8	1.0	1.0	1.2

E: MOSL Estimates

Investment in securities market are subject to market risks. Read all the related documents carefully before investing.

NOTES

Explanation of Investment Rating	
Investment Rating	Expected return (over 12-month)
BUY	>=15%
SELL	< - 10%
NEUTRAL	< - 10 % to 15%
UNDER REVIEW	Rating may undergo a change
NOT RATED	We have forward looking estimates for the stock but we refrain from assigning recommendation

*In case the recommendation given by the Research Analyst is inconsistent with the investment rating legend for a continuous period of 30 days, the Research Analyst shall be within following 30 days take appropriate measures to make the recommendation consistent with the investment rating legend.

Disclosures

The following Disclosures are being made in compliance with the SEBI Research Analyst Regulations 2014 (herein after referred to as the Regulations).

Motilal Oswal Financial Services Ltd. (MOFSL) is a SEBI Registered Research Analyst having registration no. INH000000412. MOFSL, the Research Entity (RE) as defined in the Regulations, is engaged in the business of providing Stock broking services, Depository participant services & distribution of various financial products. MOFSL is a listed public company, the details in respect of which are available on www.motilaloswal.com. MOFSL (erstwhile Motilal Oswal Securities Limited - MOSL) is registered with the Securities & Exchange Board of India (SEBI) and is a registered Trading Member with National Stock Exchange of India Ltd. (NSE) and Bombay Stock Exchange Limited (BSE), Multi Commodity Exchange of India Limited (MCX) and National Commodity & Derivatives Exchange Limited (NCDEX) for its stock broking activities & is Depository participant with Central Depository Services Limited (CDSL) National Securities Depository Limited (NSDL), NERL, COMRIS and CCRL and is member of Association of Mutual Funds of India (AMFI) for distribution of financial products and Insurance Regulatory & Development Authority of India (IRDA) as Corporate Agent for insurance products. Details of associate entities of Motilal Oswal Financial Services Limited are available on the website at <http://online.reports.motilaloswal.com/Dormant/documents/List%20of%20Associate%20companies.pdf>

MOFSL and its associate company(ies), their directors and Research Analyst and their relatives may; (a) from time to time, have a long or short position in, act as principal in, and buy or sell the securities or derivatives thereof of companies mentioned herein. (b) be engaged in any other transaction involving such securities and earn brokerage or other compensation or act as a market maker in the financial instruments of the company(ies) discussed herein or act as an advisor or lender/borrower to such company(ies) or may have any other potential conflict of interests with respect to any recommendation and other related information and opinions.; however the same shall have no bearing whatsoever on the specific recommendations made by the analyst(s), as the recommendations made by the analyst(s) are completely independent of the views of the associates of MOFSL even though there might exist an inherent conflict of interest in some of the stocks mentioned in the research report.

MOFSL and / or its affiliates do and seek to do business including investment banking with companies covered in its research reports. As a result, the recipients of this report should be aware that MOFSL may have a potential conflict of interest that may affect the objectivity of this report. Compensation of Research Analysts is not based on any specific merchant banking, investment banking or brokerage service transactions. Details of pending Enquiry Proceedings of Motilal Oswal Financial Services Limited are available on the website at <https://galaxy.motilaloswal.com/ResearchAnalyst/PublishViewLitigation.aspx>

A graph of daily closing prices of securities is available at www.nseindia.com, www.bseindia.com. Research Analyst views on Subject Company may vary based on Fundamental research and Technical Research. Proprietary trading desk of MOFSL or its associates maintains arm's length distance with Research Team as all the activities are segregated from MOFSL research activity and therefore it can have an independent view with regards to Subject Company for which Research Team have expressed their views.

Regional Disclosures (outside India)

This report is not directed or intended for distribution to or use by any person or entity resident in a state, country or any jurisdiction, where such distribution, publication, availability or use would be contrary to law, regulation or which would subject MOFSL & its group companies to registration or licensing requirements within such jurisdictions.

For Hong Kong:

This report is distributed in Hong Kong by Motilal Oswal capital Markets (Hong Kong) Private Limited, a licensed corporation (CE AYY-301) licensed and regulated by the Hong Kong Securities and Futures Commission (SFC) pursuant to the Securities and Futures Ordinance (Chapter 571 of the Laws of Hong Kong) "SFO". As per SEBI (Research Analyst Regulations) 2014 Motilal Oswal Securities (SEBI Reg. No. INH000000412) has an agreement with Motilal Oswal capital Markets (Hong Kong) Private Limited for distribution of research report in Hong Kong. This report is intended for distribution only to "Professional Investors" as defined in Part I of Schedule 1 to SFO. Any investment or investment activity to which this document relates is only available to professional investor and will be engaged only with professional investors." Nothing here is an offer or solicitation of these securities, products and services in any jurisdiction where their offer or sale is not qualified or exempt from registration. The Indian Analyst(s) who compile this report is/are not located in Hong Kong & are not conducting Research Analysis in Hong Kong.

For U.S.

Motilal Oswal Financial Services Limited (MOFSL) is not a registered broker - dealer under the U.S. Securities Exchange Act of 1934, as amended (the "1934 act") and under applicable state laws in the United States. In addition MOFSL is not a registered investment adviser under the U.S. Investment Advisers Act of 1940, as amended (the "Advisers Act" and together with the 1934 Act, the "Acts"), and under applicable state laws in the United States. Accordingly, in the absence of specific exemption under the Acts, any brokerage and investment services provided by MOFSL, including the products and services described herein are not available to or intended for U.S. persons. This report is intended for distribution only to "Major Institutional Investors" as defined by Rule 15a-6(b)(4) of the Exchange Act and interpretations thereof by SEC (henceforth referred to as "major institutional investors"). This document must not be acted on or relied on by persons who are not major institutional investors. Any investment or investment activity to which this document relates is only available to major institutional investors and will be engaged in only with major institutional investors. In reliance on the exemption from registration provided by Rule 15a-6 of the U.S. Securities Exchange Act of 1934, as amended (the "Exchange Act") and interpretations thereof by the U.S. Securities and Exchange Commission ("SEC") in order to conduct business with Institutional Investors based in the U.S., MOFSL has entered into a chaperoning agreement with a U.S. registered broker-dealer, Motilal Oswal Securities International Private Limited. ("MOSIPL"). Any business interaction pursuant to this report will have to be executed within the provisions of this chaperoning agreement.

The Research Analysts contributing to the report may not be registered /qualified as research analyst with FINRA. Such research analyst may not be associated persons of the U.S. registered broker-dealer, MOSIPL, and therefore, may not be subject to NASD rule 2711 and NYSE Rule 472 restrictions on communication with a subject company, public appearances and trading securities held by a research analyst account.

For Singapore

In Singapore, this report is being distributed by Motilal Oswal Capital Markets (Singapore) Pte. Ltd. ("MOCMSPL") (UEN 201129401Z), which is a holder of a capital markets services license and an exempt financial adviser in Singapore. This report is distributed solely to persons who (a) qualify as "institutional investors" as defined in section 4A(1)(c) of the Securities and Futures Act of Singapore ("SFA") or (b) are considered "accredited investors" as defined in section 2(1) of the Financial Advisers Regulations of Singapore read with section 4A(1)(a) of the SFA. Accordingly, if a recipient is neither an "institutional investor" nor an "accredited investor", they must immediately discontinue any use of this Report and inform MOCMSPL.

In respect of any matter arising from or in connection with the research you could contact the following representatives of MOCMSPL. In case of grievances for any of the services rendered by MOCMSPL write to grievances@motilaloswal.com.

Nainesh Rajani

Email: nainesh.rajani@motilaloswal.com

Contact: (+65) 8328 0276

Specific Disclosures

- Research Analyst and/or his/her relatives do not have a financial interest in the subject company(ies), as they do not have equity holdings in the subject company(ies).
MOFSL has financial interest in the subject company(ies) at the end of the week immediately preceding the date of publication of the Research Report: Yes.
Nature of Financial interest is holding equity shares or derivatives of the subject company
- Research Analyst and/or his/her relatives do not have actual/beneficial ownership of 1% or more securities in the subject company(ies) at the end of the month immediately preceding the date of publication of Research Report.
MOFSL has actual/beneficial ownership of 1% or more securities of the subject company(ies) at the end of the month immediately preceding the date of publication of Research Report: No
- Research Analyst and/or his/her relatives have not received compensation/other benefits from the subject company(ies) in the past 12 months.
MOFSL may have received compensation from the subject company(ies) in the past 12 months.
- Research Analyst and/or his/her relatives do not have material conflict of interest in the subject company at the time of publication of research report.
MOFSL does not have material conflict of interest in the subject company at the time of publication of research report.
- Research Analyst has not served as an officer, director or employee of subject company(ies).
- MOFSL has not acted as a manager or co-manager of public offering of securities of the subject company in past 12 months.

7. MOFSL has not received compensation for investment banking /merchant banking/brokerage services from the subject company(ies) in the past 12 months.
8. MOFSL may have received any compensation for products or services other than investment banking or merchant banking or brokerage services from the subject company(ies) in the past 12 months.
9. MOFSL may have received compensation or other benefits from the subject company(ies) or third party in connection with the research report.
10. MOFSL has not engaged in market making activity for the subject company.

The associates of MOFSL may have:

- financial interest in the subject company
- actual/beneficial ownership of 1% or more securities in the subject company at the end of the month immediately preceding the date of publication of the Research Report or date of the public appearance.
- received compensation/other benefits from the subject company in the past 12 months
- any other potential conflict of interests with respect to any recommendation and other related information and opinions.; however the same shall have no bearing whatsoever on the specific recommendations made by the analyst(s), as the recommendations made by the analyst(s) are completely independent of the views of the associates of MOFSL even though there might exist an inherent conflict of interest in some of the stocks mentioned in the research report.
- acted as a manager or co-manager of public offering of securities of the subject company in past 12 months
- be engaged in any other transaction involving such securities and earn brokerage or other compensation or act as a market maker in the financial instruments of the company(ies) discussed herein or act as an advisor or lender/borrower to such company(ies)
- received compensation from the subject company in the past 12 months for investment banking / merchant banking / brokerage services or from other than said services.
- Served subject company as its clients during twelve months preceding the date of distribution of the research report.

The associates of MOFSL has not received any compensation or other benefits from third party in connection with the research report

Above disclosures include beneficial holdings lying in demat account of MOFSL which are opened for proprietary investments only. While calculating beneficial holdings, It does not consider demat accounts which are opened in name of MOFSL for other purposes (i.e holding client securities, collaterals, error trades etc.). MOFSL also earns DP income from clients which are not considered in above disclosures.

Analyst Certification

The views expressed in this research report accurately reflect the personal views of the analyst(s) about the subject securities or issues, and no part of the compensation of the research analyst(s) was, is, or will be directly or indirectly related to the specific recommendations and views expressed by research analyst(s) in this report.

Terms & Conditions:

This report has been prepared by MOFSL and is meant for sole use by the recipient and not for circulation. The report and information contained herein is strictly confidential and may not be altered in any way, transmitted to, copied or distributed, in part or in whole, to any other person or to the media or reproduced in any form, without prior written consent of MOFSL. The report is based on the facts, figures and information that are considered true, correct, reliable and accurate. The intent of this report is not recommendatory in nature. The information is obtained from publicly available media or other sources believed to be reliable. Such information has not been independently verified and no guaranty, representation of warranty, express or implied, is made as to its accuracy, completeness or correctness. All such information and opinions are subject to change without notice. The report is prepared solely for informational purpose and does not constitute an offer document or solicitation of offer to buy or sell or subscribe for securities or other financial instruments for the clients. Though disseminated to all the customers simultaneously, not all customers may receive this report at the same time. MOFSL will not treat recipients as customers by virtue of their receiving this report.

Disclaimer:

The report and information contained herein is strictly confidential and meant solely for the selected recipient and may not be altered in any way, transmitted to, copied or distributed, in part or in whole, to any other person or to the media or reproduced in any form, without prior written consent. This report and information herein is solely for informational purpose and may not be used or considered as an offer document or solicitation of offer to buy or sell or subscribe for securities or other financial instruments. Nothing in this report constitutes investment, legal, accounting and tax advice or a representation that any investment or strategy is suitable or appropriate to your specific circumstances. The securities discussed and opinions expressed in this report may not be suitable for all investors, who must make their own investment decisions, based on their own investment objectives, financial positions and needs of specific recipient. This may not be taken in substitution for the exercise of independent judgment by any recipient. Each recipient of this document should make such investigations as it deems necessary to arrive at an independent evaluation of an investment in the securities of companies referred to in this document (including the merits and risks involved), and should consult its own advisors to determine the merits and risks of such an investment. The investment discussed or views expressed may not be suitable for all investors. Certain transactions -including those involving futures, options, another derivative products as well as non-investment grade securities - involve substantial risk and are not suitable for all investors. No representation or warranty, express or implied, is made as to the accuracy, completeness or fairness of the information and opinions contained in this document. The Disclosures of Interest Statement incorporated in this document is provided solely to enhance the transparency and should not be treated as endorsement of the views expressed in the report. This information is subject to change without any prior notice. The Company reserves the right to make modifications and alternations to this statement as may be required from time to time without any prior approval. MOFSL, its associates, their directors and the employees may from time to time, effect or have effected an own account transaction in, or deal as principal or agent in or for the securities mentioned in this document. They may perform or seek to perform investment banking or other services for, or solicit investment banking or other business from, any company referred to in this report. Each of these entities functions as a separate, distinct and independent of each other. The recipient should take this into account before interpreting the document. This report has been prepared on the basis of information that is already available in publicly accessible media or developed through analysis of MOFSL. The views expressed are those of the analyst, and the Company may or may not subscribe to all the views expressed therein. This document is being supplied to you solely for your information and may not be reproduced, redistributed or passed on, directly or indirectly, to any other person or published, copied, in whole or in part, for any purpose. This report is not directed or intended for distribution to, or use by, any person or entity who is a citizen or resident of or located in any locality, state, country or other jurisdiction, where such distribution, publication, availability or use would be contrary to law, regulation or which would subject MOFSL to any registration or licensing requirement within such jurisdiction. The securities described herein may or may not be eligible for sale in all jurisdictions or to certain category of investors. Persons in whose possession this document may come are required to inform themselves of and to observe such restriction. Neither the Firm, not its directors, employees, agents or representatives shall be liable for any damages whether direct or indirect, incidental, special or consequential including lost revenue or lost profits that may arise from or in connection with the use of the information. The person accessing this information specifically agrees to exempt MOFSL or any of its affiliates or employees from, any and all responsibility/liability arising from such misuse and agrees not to hold MOFSL or any of its affiliates or employees responsible for any such misuse and further agrees to hold MOFSL or any of its affiliates or employees free and harmless from all losses, costs, damages, expenses that may be suffered by the person accessing this information due to any errors and delays.

This report is meant for the clients of Motilal Oswal only.

Investment in securities market are subject to market risks. Read all the related documents carefully before investing.

Registration granted by SEBI and certification from NISM in no way guarantee performance of the intermediary or provide any assurance of returns to investors.

Registered Office Address: Motilal Oswal Tower, Rahimtullah Sayani Road, Opposite Parel ST Depot, Prabhadevi, Mumbai-400025; Tel No.: 022 - 71934200 / 71934263;

www.motilaloswal.com. Correspondence Address: Palm Spring Centre, 2nd Floor, Palm Court Complex, New Link Road, Malad (West), Mumbai- 400 064. Tel No: 022 71881000. Details of Compliance Officer: Neeraj Agarwal, Email Id: na@motilaloswal.com, Contact No.:022-40548085.

Grievance Redressal Cell:

Contact Person	Contact No.	Email ID
Ms. Hemangi Date	022 40548000 / 022 67490600	query@motilaloswal.com
Ms. Kumud Upadhyay	022 40548082	servicehead@motilaloswal.com
Mr. Ajay Menon	022 40548083	am@motilaloswal.com

Registration details of group entities.: Motilal Oswal Financial Services Ltd. (MOFSL): INZ000158836 (BSE/NSE/MCX/NCDEX); CDSL and NSDL: IN-DP-16-2015; Research Analyst: INH000000412. AMFI: ARN : 146822. IRDA Corporate Agent – CA0579. Motilal Oswal Financial Services Ltd. is a distributor of Mutual Funds, PMS, Fixed Deposit, Insurance, Bond, NCDs and IPO products.

Customer having any query/feedback/ clarification may write to query@motilaloswal.com. In case of grievances for any of the services rendered by Motilal Oswal Financial Services Limited (MOFSL) write to grievances@motilaloswal.com, for DP to dpgrievances@motilaloswal.com.