

Dr. Agarwal's Health Care

Estimate change	↔
TP change	↓
Rating change	↔

CMP: INR347 TP: INR460 (+33%) Buy

Ends FY25 on strong operational performance

55 new centers planned for FY26

- Dr. Agarwal's Health Care (DAHL) delivered in-line Revenue/EBITDA for the quarter. However, there was a miss on earnings due to higher-than-expected interest outgo for the quarter.
- DAHL is on a robust growth path, driven by increased traction at existing/mature facilities and the addition of new facilities (17 added in 4QFY25).
- DAHL delivered 17% YoY growth in surgeries conducted during 4QFY25. Interestingly, refractive surgeries almost doubled to 4,882, offering significantly higher realizations compared to cataract surgeries.
- DAHL has crossed the milestone of 100 mature facilities (operational for 3+ years) as of the end of FY25.
- We largely maintain our estimates for FY26/FY27. We value DAHL on an SOTP basis (22x EV/EBITDA for the surgery business, 14x EV/EBITDA for the opticals business, 12x EV/EBITDA for the pharmacy business, adj for a stake in Dr. Agarwal eye hospital/Thind hospital) and arrive at a TP of INR460.
- We expect DAHL to deliver 21%/23%/37% CAGR in revenue/EBITDA/PAT over FY25-27, driven by superior execution in eye surgeries, increasing share of higher realization surgeries, and the addition of newer facilities to expand its reach/enter new regions. The hub-and-spoke model is enabling calibrated investments into micro-markets, helping DAHL outperform the industry. The company continues to pursue inorganic opportunities for faster in-roads into newer markets and is selectively relocating mature facilities to cater to higher demand. Reiterate BUY.

Bloomberg	AGARWALE IN
Equity Shares (m)	316
M.Cap.(INRb)/(USDb)	109.6 / 1.3
52-Week Range (INR)	464 / 330
1, 6, 12 Rel. Per (%)	-9/-/-
12M Avg Val (INR M)	416

Financials & Valuations (INR b)

Y/E MARCH	FY25	FY26E	FY27E
Sales	17.1	20.6	24.9
EBITDA	4.5	5.5	6.8
Adj. PAT	0.8	1.2	1.5
EBIT Margin (%)	13.0	14.6	15.4
Cons. Adj. EPS (INR)	2.6	3.8	4.9
EPS Gr. (%)	0.0	42.6	30.8
BV/Sh. (INR)	59.5	63.3	68.2

Ratios

Net D:E	-0.2	-0.1	-0.1
RoE (%)	5.2	6.1	7.5
RoCE (%)	8.4	9.1	10.4
Payout (%)	0.0	0.0	0.0

Valuations

P/E (x)	133.4	92.5	69.0
EV/EBITDA (x)	24.4	20.5	16.4
Div. Yield (%)	0.0	0.0	0.0
FCF Yield (%)	-15.1	-6.4	4.5
EV/Sales (x)	6.5	5.5	4.5

Shareholding Pattern (%)

As On	Mar-25	Dec-24
Promoter	32.5	32.5
DII	25.3	25.2
FII	40.5	36.8
Others	1.7	5.5

FII includes depository receipts

Strong revenue growth; margin tapers on high opex

- DAHL's 4QFY25 revenue grew 31.9% YoY to INR4.6b (our est: INR4.5b).
- Geography-wise, the Indian business grew 34.2% YoY to INR4.1b. International revenue grew 16% YoY to INR472m for the quarter.
- Mature facilities' revenue grew 28.9% YoY to INR3.3b for the quarter, while new facilities' revenue grew 40% YoY to INR1.3b.
- EBITDA margin contracted 180bp YoY to 28.9% (our est: 29.7%), largely due to higher opex (employee cost/other expenses up 70bp/160bp YoY as a % of sales).
- As a result, EBITDA grew 24.2% YoY to INR1.3b (in line).
- DAHL recorded an impairment related to goodwill on a business combination worth INR30m.
- Adjusting for the same, PAT declined 7.4% YoY to INR358m.
- During FY25, Revenue/ EBITDA grew 28.4%/25.1% YoY to INR17b/INR4.5b. PAT was flat YoY at INR830m.

Highlights from the management commentary

- DAHL has guided for Revenue/PAT YoY growth of 20%/35%+ in FY26.
- The same center YoY growth was 14-15% for FY25.
- Average revenue per mature facility in India grew 15% YoY in FY25.
- DAHL will be adding 55 new facilities in FY26.
- About 3 tertiary, 27 secondary, and 25 primary centers will be added in FY26 on an organic basis.
- DAHL entered the Delhi market by establishing a state-of-the-art facility spanning 9,000 sq. ft. The tertiary facility offers a complete spectrum of eye care services under one roof.

Quarterly perf. (Consol.)

Y/E March	FY24		FY25				FY24	FY25	FY25E	
	3Q	4Q	1Q	2Q	3Q	4Q			4QE	vs Est
Net Sales	3,327	3,489	4,035	4,166	4,307	4,602	13,322	17,110	4,512	2.0%
YoY Change (%)					29.5	31.9	30.9	28.4	35.6	
Total Expenditure	2,437	2,418	2,998	3,096	3,211	3,272	9,699	12,578	3,170	
EBITDA	890	1,070	1,037	1,070	1,096	1,330	3,623	4,532	1,342	-0.9%
YoY Change (%)					23.2	24.2	34.0	25.1	50.8	
Margins (%)	26.7	30.7	25.7	25.7	25.4	28.9	27.2	26.5	29.7	
Depreciation	426	457	555	572	582	604	1,704	2,313	600	
EBIT	464	613	482	498	514	726	1,919	2,220	742	-2.1%
YoY Change (%)					10.7	18.4	35.1	15.7	59.7	
Interest	224	274	270	284	284	250	956	1,088	136	
Other Income	120	202	60	119	127	154	443	460	154	
PBT before EO expense	360	541	272	333	358	630	1,406	1,592	760	-17.0%
Extra-Ord expense	0	0	0	0	-52	45	0	7		
PBT	360	541	272	333	409	585	1,406	1,599	760	-23.0%
Tax	134	128	89	119	128	160	455	495	267	
Rate (%)	37.3	23.7	32.6	35.9	31.2	27.3	32.4	31.0	30.1	
MI & P/L of Asso. Cos.	28	26	62	48	59	100	120	269	56	
Reported PAT	198	387	121	165	223	326	831	835	436	-25.3%
Adj PAT	198	387	121	165	187	358	831	830	435	-17.6%
YoY Change (%)					-5.6	-7.4	-11.7	0.0	139.4	
Margins (%)	6.0	11.1	3.0	4.0	4.3	7.8	6.2	4.9	10.5	
EPS	0.6	1.2	0.4	0.5	0.6	1.1	2.6	2.6	1.4	-17.6%



Conference call highlights

- DAHL plans to spend INR3.1b on adding facilities on an organic basis.
- Out of the INR3.1b to be spent on capex, INR1.8b-INR2b will be spent on greenfield expansions, INR500m on renovations, INR400m-INR450m on technology upgrades, and INR160m on maintenance.
- An additional INR700-800m will be spent on the flagship center in FY26.
- Brand ambassador-related marketing costs were INR40m/INR12m in FY25/4QFY25. Subsequently, a one-time production related expense of INR55m was incurred in FY25.
- The company has forayed into Uttar Pradesh through an M&A in Varanasi. Additionally, it has launched two primary greenfield facilities post-acquisition to deepen its presence.
- The company is leveraging its network in Mumbai by adding four greenfield facilities in Badlapur, Vashi, Dombivli and Virar.
- It has added one facility at Udhna Surat, expanding its reach in West-India.

Multi-prong strategy to sustain growth momentum

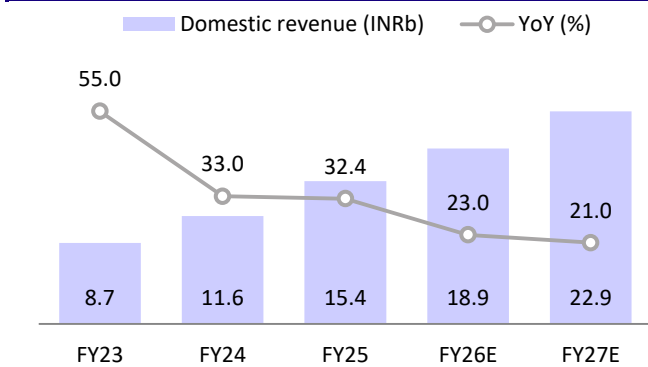
- DAHL delivered 28% YoY revenue growth, reaching INR17b in FY25. Overall surgeries performed by DAHL in the year were 282,326, up 28% YoY. This implies that realizations per surgery have been stable YoY for FY25.
- Refractive surgeries grew at a much higher rate of 44% YoY to 15,989 for FY25.
- The diagnosis, consultation segment witnessed 20.5% YoY growth in revenue, reaching INR2.4b in FY25.
- The product business, comprising opticals, contact lens, accessories, and pharma products, grew 21% YoY to INR3.5b for FY25.
- Payor mix wise, DAHL witnessed 35% YoY growth in revenue from cash patients, reaching INR11b and forming 68% of the business in FY25.
- DAHL has been implementing efforts to widen its reach in South India, followed by North and West India.
- It is also upgrading facilities to offer enhanced services, including complex eye surgeries.
- Accordingly, we expect DAHL to deliver a 21% revenue CAGR, reaching INR25b over FY25-27.

Reiterate BUY

- We largely maintain our estimates for FY26/FY27. We value DAHL on an SOTP basis (22x EV/EBITDA for the surgery business, 14x EV/EBITDA for the opticals business, 12x EV/EBITDA for the pharmacy business, adj for a stake in Dr. Agarwal eye hospital/Thind hospital) and arrive at a TP of INR460.
- We expect DAHL to deliver 21%/23%/37% CAGR in revenue/EBITDA/PAT over FY25-27, driven by superior execution in eye surgeries, increasing share of higher realization surgeries, and the addition of newer facilities to expand its reach/enter new regions. The hub-and-spoke model is enabling calibrated investments into micro-markets, helping DAHL outperform the industry. It continues to pursue inorganic opportunities for faster in-roads into newer markets and is selectively relocating mature facilities to cater to higher demand. Reiterate BUY.

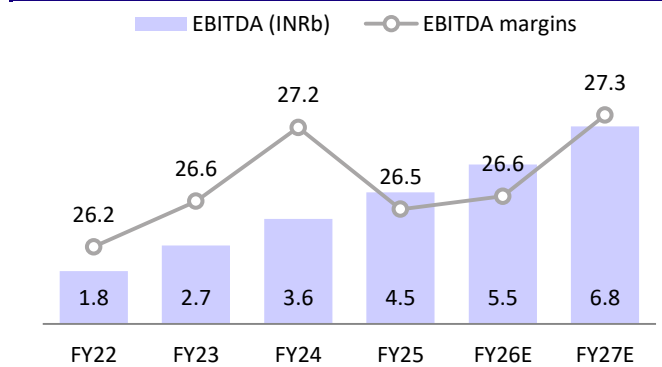
Story in charts

Exhibit 1: Expect a revenue CAGR of 21% over FY25-27



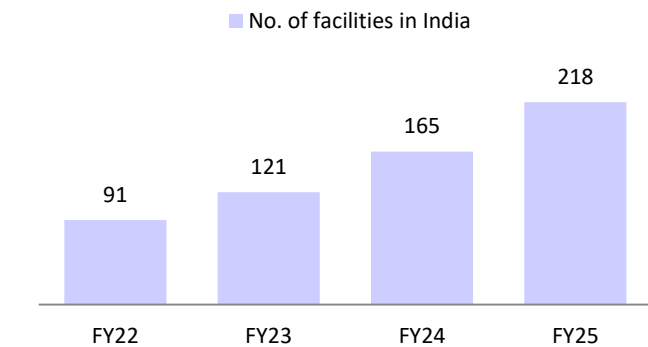
Source: MOFSL, Company

Exhibit 2: EBITDA margin to expand 210bp over FY25-27



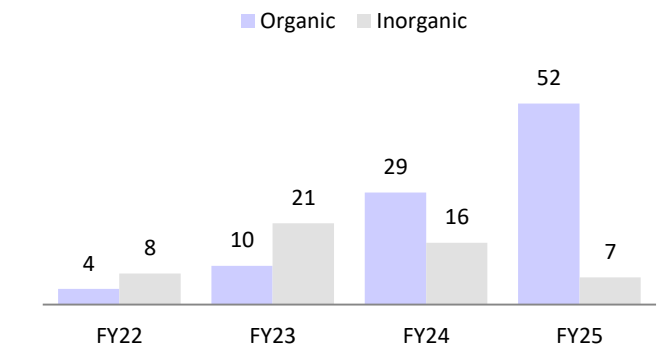
Source: MOFSL, Company

Exhibit 3: 59 facilities added in FY25



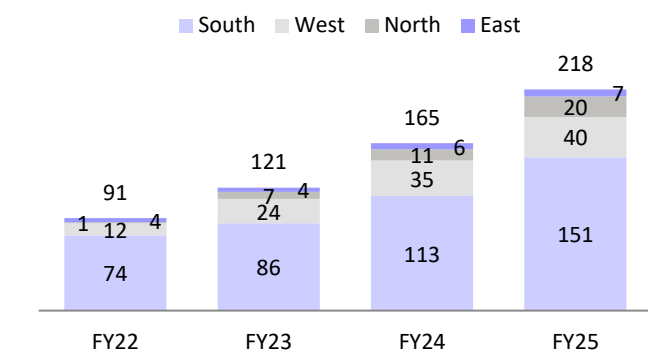
Source: MOFSL, Company

Exhibit 4: 52 facilities added on an organic basis over the past 12M



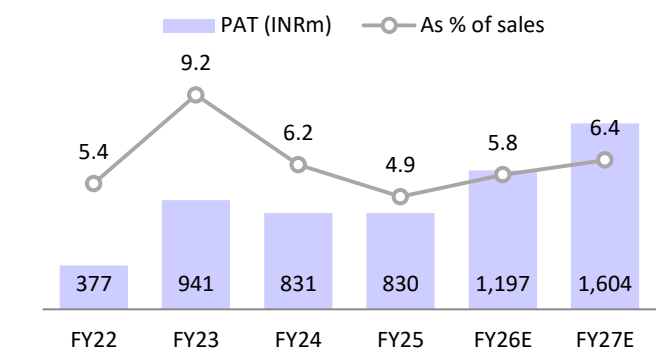
Source: MOFSL, Company

Exhibit 5: Regional presence (Mar'25)



Source: MOFSL, Company

Exhibit 6: PAT to exhibit 39% CAGR over FY25-27



Source: MOFSL, Company

Financials and valuations

Consolidated - Income Statement						(INRm)
Y/E March	FY22	FY23	FY24	FY25	FY26E	FY27E
Total Income from Operations	6,961	10,180	13,322	17,110	20,647	24,933
Change (%)	NA	46.2	30.9	28.4	20.7	20.8
Raw Materials	1,600	2,339	3,010	3,886	4,707	5,660
Consultancy charges	2,326	3,375	4,467	5,789	6,999	8,377
Other Expenses	1,214	1,762	2,222	2,904	3,448	4,089
Total Expenditure	5,140	7,476	9,699	12,578	15,155	18,126
% of Sales	73.8	73.4	72.8	73.5	73.4	72.7
EBITDA	1,821	2,703	3,623	4,532	5,492	6,807
Margin (%)	26.2	26.6	27.2	26.5	26.6	27.3
Depreciation	655	788	1,058	1,483	1,402	1,541
Dep on ROU asset	322	495	646	830	1,001	1,209
EBIT	845	1,420	1,919	2,220	3,089	4,057
Int. and Finance Charges	454	720	956	1,088	1,287	1,514
Other Income	177	135	443	460	413	449
PBT bef. EO Exp.	568	836	1,406	1,592	2,215	2,991
EO Items	0	0	0	7	0	0
PBT after EO Exp.	568	836	1,406	1,599	2,215	2,991
Total Tax	136	-196	455	495	709	1,032
Tax Rate (%)	24.0	-23.5	32.4	31.0	32.0	34.5
Minority Interest	55	91	120	269	309	355
Reported PAT	377	941	831	835	1,197	1,604
Adjusted PAT	377	941	831	830	1,197	1,604
Change (%)	NA	149.6	-11.7	0.0	44.2	34.0
Margin (%)	5.4	9.2	6.2	4.9	5.8	6.4

Consolidated - Balance Sheet						(INRm)
Y/E March	FY22	FY23	FY24	FY25	FY26E	FY27E
Equity Share Capital	69	79	94	316	316	316
Total Reserves	2,055	6,216	13,300	18,350	19,547	21,151
Net Worth	2,124	6,296	13,394	18,666	19,863	21,467
Minority Interest	214	295	401	602	911	1,267
Total Loans	2,902	3,562	3,878	2,469	2,569	2,569
Deferred Tax Liabilities	-129	-530	-352	-230	-230	-230
Lease Liabilities	3,431	5,012	5,786	7,140	7,829	8,487
Deferred acquisition liabilities	80	902	1,227	4,343	5,399	6,189
Capital Employed	8,623	15,536	24,334	32,990	36,341	39,748
Gross Block	9,344	15,207	19,370	26,724	29,350	32,275
Less: Accum. Deprn.	3,810	5,009	6,527	8,840	10,242	11,782
Net Fixed Assets	5,534	10,198	12,843	17,884	19,108	20,492
Goodwill on Consolidation	1,481	2,732	4,619	7,348	10,960	12,396
Capital WIP	284	994	1,182	1,532	2,406	1,981
Total Investments	214	601	5,044	3,610	3,610	3,610
Curr. Assets, Loans&Adv.	2,606	3,173	3,473	6,042	5,012	6,965
Inventory	329	360	519	803	1,318	1,591
Account Receivables	567	763	968	1,236	1,491	1,801
Cash and Bank Balance	1,167	1,485	1,249	2,581	488	1,502
Loans and Advances	543	564	737	1,422	1,716	2,072
Curr. Liability & Prov.	1,497	2,161	2,827	3,426	4,755	5,697
Account Payables	891	1,013	1,330	1,531	2,512	3,034
Other Current Liabilities	524	1,018	1,326	1,680	2,027	2,447
Provisions	82	130	172	216	216	216
Net Current Assets	1,110	1,011	646	2,616	257	1,268
Appl. of Funds	8,623	15,536	24,334	32,990	36,341	39,748

Financials and valuations

Ratios

Y/E March	FY22	FY23	FY24	FY25	FY26E	FY27E
Basic (INR)						
EPS	1.2	3.0	2.6	2.6	3.8	5.1
Cash EPS	3.4	5.6	6.2	7.5	8.5	10.2
BV/Share	6.8	20.1	42.7	59.5	63.3	68.5
Valuation (x)						
P/E	293.7	117.7	133.3	133.4	92.5	69.0
Cash P/E	105.0	62.7	57.4	46.9	41.7	34.5
P/BV	52.1	17.6	8.3	5.9	5.6	5.2
EV/Sales	3.7	3.0	8.3	6.5	5.5	4.5
EV/EBITDA	14.2	11.1	30.6	24.4	20.5	16.4
Dividend Yield (%)	0.0	0.0	0.0	0.0	0.0	0.0
FCF per share	2.2	-30.1	-5.5	-15.1	-6.4	4.5
Return Ratios (%)						
RoE	17.7	22.4	8.4	5.2	6.2	7.8
RoCE	15.2	24.2	10.9	8.4	8.9	10.2
RoIC	25.5	24.4	11.8	10.0	10.1	11.0
Working Capital Ratios						
Fixed Asset Turnover (x)	0.7	0.7	0.7	0.6	0.7	0.8
Asset Turnover (x)	0.8	0.7	0.5	0.5	0.6	0.6
Inventory (Days)	17	13	14	17	23	23
Debtor (Days)	30	27	27	26	26	26
Creditor (Days)	47	36	36	33	44	44
Leverage Ratio (x)						
Current Ratio	1.7	1.5	1.2	1.8	1.1	1.2
Interest Cover Ratio	1.9	2.0	2.0	2.0	2.4	2.7
Net Debt/Equity	0.7	0.2	-0.2	-0.2	-0.1	-0.1

Consolidated - Cash Flow Statement

(INRm)

Y/E March	FY22	FY23	FY24	FY25	FY26E	FY27E
OP/(Loss) before Tax	568	836	1,406	1,592	2,215	2,991
Depreciation	977	1,283	1,704	1,483	1,402	1,541
Interest & Finance Charges	454	720	956	1,088	1,287	1,514
Direct Taxes Paid	-156	-354	-321	-495	-709	-1,032
(Inc)/Dec in WC	-150	-125	46	-637	265	3
CF from Operations	1,692	2,360	3,791	3,031	4,460	5,017
Others	-49	-29	-331	-460	-413	-449
CF from Operating incl EO	1,643	2,331	3,460	2,571	4,047	4,569
(Inc)/Dec in FA	-1,495	-4,718	-5,147	-7,317	-6,055	-3,146
Free Cash Flow	148	-2,387	-1,688	-4,746	-2,008	1,422
(Pur)/Sale of Investments	-73	-397	-4,038	1,434	0	0
Others	15	25	46	460	413	449
CF from Investments	-1,554	-5,091	-9,139	-5,422	-5,642	-2,698
Issue of Shares	0	3,009	6,401	4,442	0	0
Inc/(Dec) in Debt	414	321	-516	-1,409	100	0
Interest Paid	-208	-293	-322	-1,088	-1,287	-1,514
Dividend Paid	0	-4	-8	0	0	0
Others	148	0	-29	1,372	689	658
CF from Fin. Activity	354	3,033	5,527	3,317	-498	-857
Inc/Dec of Cash	444	274	-152	465	-2,094	1,014
Opening Balance	552	1,167	1,485	1,249	2,581	488
Others	171	44	-84	868	0	0
Closing Balance	1,167	1,485	1,249	2,581	488	1,502

Investment in securities market are subject to market risks. Read all the related documents carefully before investing.

Explanation of Investment Rating	
Investment Rating	Expected return (over 12-month)
BUY	>=15%
SELL	< - 10%
NEUTRAL	< - 10 % to 15%
UNDER REVIEW	Rating may undergo a change
NOT RATED	We have forward looking estimates for the stock but we refrain from assigning recommendation

*In case the recommendation given by the Research Analyst is inconsistent with the investment rating legend for a continuous period of 30 days, the Research Analyst shall be within following 30 days take appropriate measures to make the recommendation consistent with the investment rating legend.

Disclosures

The following Disclosures are being made in compliance with the SEBI Research Analyst Regulations 2014 (herein after referred to as the Regulations).

Motilal Oswal Financial Services Ltd. (MOFSL) is a SEBI Registered Research Analyst having registration no. INH000000412. MOFSL, the Research Entity (RE) as defined in the Regulations, is engaged in the business of providing Stock broking services, Depository participant services & distribution of various financial products. MOFSL is a listed public company, the details in respect of which are available on www.motilaloswal.com. MOFSL (erstwhile Motilal Oswal Securities Limited - MOSL) is registered with the Securities & Exchange Board of India (SEBI) and is a registered Trading Member with National Stock Exchange of India Ltd. (NSE) and Bombay Stock Exchange Limited (BSE), Multi Commodity Exchange of India Limited (MCX) and National Commodity & Derivatives Exchange Limited (NCDEX) for its stock broking activities & is Depository participant with Central Depository Services Limited (CDSL) National Securities Depository Limited (NSDL), NERL, COMRIS and CCRL and is member of Association of Mutual Funds of India (AMFI) for distribution of financial products and Insurance Regulatory & Development Authority of India (IRDA) as Corporate Agent for insurance products. Details of associate entities of Motilal Oswal Financial Services Limited are available on the website at <http://onlinereports.motilaloswal.com/Dormant/documents/List%20of%20Associate%20companies.pdf>

MOFSL and its associate company(ies), their directors and Research Analyst and their relatives may; (a) from time to time, have a long or short position in, act as principal in, and buy or sell the securities or derivatives thereof of companies mentioned herein. (b) be engaged in any other transaction involving such securities and earn brokerage or other compensation or act as a market maker in the financial instruments of the company(ies) discussed herein or act as an advisor or lender/borrower to such company(ies) or may have any other potential conflict of interests with respect to any recommendation and other related information and opinions; however the same shall have no bearing whatsoever on the specific recommendations made by the analyst(s), as the recommendations made by the analyst(s) are completely independent of the views of the associates of MOFSL even though there might exist an inherent conflict of interest in some of the stocks mentioned in the research report.

MOFSL and / or its affiliates do and seek to do business including investment banking with companies covered in its research reports. As a result, the recipients of this report should be aware that MOFSL may have a potential conflict of interest that may affect the objectivity of this report. Compensation of Research Analysts is not based on any specific merchant banking, investment banking or brokerage service transactions. Details of pending Enquiry Proceedings of Motilal Oswal Financial Services Limited are available on the website at <https://galaxy.motilaloswal.com/ResearchAnalyst/PublishViewLitigation.aspx>

A graph of daily closing prices of securities is available at www.nseindia.com, www.bseindia.com. Research Analyst views on Subject Company may vary based on Fundamental research and Technical Research. Proprietary trading desk of MOFSL or its associates maintains arm's length distance with Research Team as all the activities are segregated from MOFSL research activity and therefore it can have an independent view with regards to Subject Company for which Research Team have expressed their views.

Regional Disclosures (outside India)

This report is not directed or intended for distribution to or use by any person or entity resident in a state, country or any jurisdiction, where such distribution, publication, availability or use would be contrary to law, regulation or which would subject MOFSL & its group companies to registration or licensing requirements within such jurisdictions.

For Hong Kong:

This report is distributed in Hong Kong by Motilal Oswal capital Markets (Hong Kong) Private Limited, a licensed corporation (CE AYY-301) licensed and regulated by the Hong Kong Securities and Futures Commission (SFC) pursuant to the Securities and Futures Ordinance (Chapter 571 of the Laws of Hong Kong) "SFO". As per SEBI (Research Analyst Regulations) 2014 Motilal Oswal Securities (SEBI Reg. No. INH000000412) has an agreement with Motilal Oswal capital Markets (Hong Kong) Private Limited for distribution of research report in Hong Kong. This report is intended for distribution only to "Professional Investors" as defined in Part I of Schedule 1 to SFO. Any investment or investment activity to which this document relates is only available to professional investor and will be engaged only with professional investors." Nothing here is an offer or solicitation of these securities, products and services in any jurisdiction where their offer or sale is not qualified or exempt from registration. The Indian Analyst(s) who compile this report is/are not located in Hong Kong & are not conducting Research Analysis in Hong Kong.

For U.S.

Motilal Oswal Financial Services Limited (MOFSL) is not a registered broker - dealer under the U.S. Securities Exchange Act of 1934, as amended (the "1934 act") and under applicable state laws in the United States. In addition MOFSL is not a registered investment adviser under the U.S. Investment Advisers Act of 1940, as amended (the "Advisers Act" and together with the 1934 Act, the "Acts"), and under applicable state laws in the United States. Accordingly, in the absence of specific exemption under the Acts, any brokerage and investment services provided by MOFSL, including the products and services described herein are not available to or intended for U.S. persons. This report is intended for distribution only to "Major Institutional Investors" as defined by Rule 15a-6(b)(4) of the Exchange Act and interpretations thereof by SEC (henceforth referred to as "major institutional investors"). This document must not be acted on or relied on by persons who are not major institutional investors. Any investment or investment activity to which this document relates is only available to major institutional investors and will be engaged in only with major institutional investors. In reliance on the exemption from registration provided by Rule 15a-6 of the U.S. Securities Exchange Act of 1934, as amended (the "Exchange Act") and interpretations thereof by the U.S. Securities and Exchange Commission ("SEC") in order to conduct business with Institutional Investors based in the U.S., MOFSL has entered into a chaperoning agreement with a U.S. registered broker-dealer, Motilal Oswal Securities International Private Limited. ("MOSIPL"). Any business interaction pursuant to this report will have to be executed within the provisions of this chaperoning agreement.

The Research Analysts contributing to the report may not be registered /qualified as research analyst with FINRA. Such research analyst may not be associated persons of the U.S. registered broker-dealer, MOSIPL, and therefore, may not be subject to NASD rule 2711 and NYSE Rule 472 restrictions on communication with a subject company, public appearances and trading securities held by a research analyst account.

For Singapore

In Singapore, this report is being distributed by Motilal Oswal Capital Markets (Singapore) Pte. Ltd. ("MOCMSPL") (UEN 201129401Z), which is a holder of a capital markets services license and an exempt financial adviser in Singapore. This report is distributed solely to persons who (a) qualify as "institutional investors" as defined in section 4A(1)(c) of the Securities and Futures Act of Singapore ("SFA") or (b) are considered "accredited investors" as defined in section 2(1) of the Financial Advisers Regulations of Singapore read with section 4A(1)(a) of the SFA. Accordingly, if a recipient is neither an "institutional investor" nor an "accredited investor", they must immediately discontinue any use of this Report and inform MOCMSPL.

In respect of any matter arising from or in connection with the research you could contact the following representatives of MOCMSPL. In case of grievances for any of the services rendered by MOCMSPL write to grievances@motilaloswal.com.

Nainesh Rajani

Email: nainesh.rajani@motilaloswal.com

Contact: (+65) 8328 0276

Specific Disclosures

- Research Analyst and/or his/her relatives do not have a financial interest in the subject company(ies), as they do not have equity holdings in the subject company(ies). MOFSL has financial interest in the subject company(ies) at the end of the week immediately preceding the date of publication of the Research Report: Yes.
Nature of Financial interest is holding equity shares or derivatives of the subject company
- Research Analyst and/or his/her relatives do not have actual/beneficial ownership of 1% or more securities in the subject company(ies) at the end of the month immediately preceding the date of publication of Research Report.
MOFSL has actual/beneficial ownership of 1% or more securities of the subject company(ies) at the end of the month immediately preceding the date of publication of Research Report: No
- Research Analyst and/or his/her relatives have not received compensation/other benefits from the subject company(ies) in the past 12 months.
MOFSL may have received compensation from the subject company(ies) in the past 12 months.
- Research Analyst and/or his/her relatives do not have material conflict of interest in the subject company at the time of publication of research report.
MOFSL does not have material conflict of interest in the subject company at the time of publication of research report.
- Research Analyst has not served as an officer, director or employee of subject company(ies).

6. MOFSL has not acted as a manager or co-manager of public offering of securities of the subject company in past 12 months.
7. MOFSL has not received compensation for investment banking /merchant banking/brokerage services from the subject company(ies) in the past 12 months.
8. MOFSL may have received any compensation for products or services other than investment banking or merchant banking or brokerage services from the subject company(ies) in the past 12 months.
9. MOFSL may have received compensation or other benefits from the subject company(ies) or third party in connection with the research report.
10. MOFSL has not engaged in market making activity for the subject company.

The associates of MOFSL may have:

financial interest in the subject company

actual/beneficial ownership of 1% or more securities in the subject company at the end of the month immediately preceding the date of publication of the Research Report or date of the public appearance.

received compensation/other benefits from the subject company in the past 12 months

any other potential conflict of interests with respect to any recommendation and other related information and opinions.; however the same shall have no bearing whatsoever on the specific recommendations made by the analyst(s), as the recommendations made by the analyst(s) are completely independent of the views of the associates of MOFSL even though there might exist an inherent conflict of interest in some of the stocks mentioned in the research report.

acted as a manager or co-manager of public offering of securities of the subject company in past 12 months

be engaged in any other transaction involving such securities and earn brokerage or other compensation or act as a market maker in the financial instruments of the company(ies) discussed herein or act as an advisor or lender/borrower to such company(ies)

received compensation from the subject company in the past 12 months for investment banking / merchant banking / brokerage services or from other than said services.

Served subject company as its clients during twelve months preceding the date of distribution of the research report.

The associates of MOFSL has not received any compensation or other benefits from third party in connection with the research report

Above disclosures include beneficial holdings lying in demat account of MOFSL which are opened for proprietary investments only. While calculating beneficial holdings, It does not consider demat accounts which are opened in name of MOFSL for other purposes (i.e holding client securities, collaterals, error trades etc.). MOFSL also earns DP income from clients which are not considered in above disclosures.

Analyst Certification

The views expressed in this research report accurately reflect the personal views of the analyst(s) about the subject securities or issues, and no part of the compensation of the research analyst(s) was, is, or will be directly or indirectly related to the specific recommendations and views expressed by research analyst(s) in this report.

Terms & Conditions:

This report has been prepared by MOFSL and is meant for sole use by the recipient and not for circulation. The report and information contained herein is strictly confidential and may not be altered in any way, transmitted to, copied or distributed, in part or in whole, to any other person or to the media or reproduced in any form, without prior written consent of MOFSL. The report is based on the facts, figures and information that are considered true, correct, reliable and accurate. The intent of this report is not recommendatory in nature. The information is obtained from publicly available media or other sources believed to be reliable. Such information has not been independently verified and no guaranty, representation of warranty, express or implied, is made as to its accuracy, completeness or correctness. All such information and opinions are subject to change without notice. The report is prepared solely for informational purpose and does not constitute an offer document or solicitation of offer to buy or sell or subscribe for securities or other financial instruments for the clients. Though disseminated to all the customers simultaneously, not all customers may receive this report at the same time. MOFSL will not treat recipients as customers by virtue of their receiving this report.

Disclaimer:

The report and information contained herein is strictly confidential and meant solely for the selected recipient and may not be altered in any way, transmitted to, copied or distributed, in part or in whole, to any other person or to the media or reproduced in any form, without prior written consent. This report and information herein is solely for informational purpose and may not be used or considered as an offer document or solicitation of offer to buy or sell or subscribe for securities or other financial instruments. Nothing in this report constitutes investment, legal, accounting and tax advice or a representation that any investment or strategy is suitable or appropriate to your specific circumstances. The securities discussed and opinions expressed in this report may not be suitable for all investors, who must make their own investment decisions, based on their own investment objectives, financial positions and needs of specific recipient. This may not be taken in substitution for the exercise of independent judgment by any recipient. Each recipient of this document should make such investigations as it deems necessary to arrive at an independent evaluation of an investment in the securities of companies referred to in this document (including the merits and risks involved), and should consult its own advisors to determine the merits and risks of such an investment. The investment discussed or views expressed may not be suitable for all investors. Certain transactions -including those involving futures, options, another derivative products as well as non-investment grade securities - involve substantial risk and are not suitable for all investors. No representation or warranty, express or implied, is made as to the accuracy, completeness or fairness of the information and opinions contained in this document. The Disclosures of Interest Statement incorporated in this document is provided solely to enhance the transparency and should not be treated as endorsement of the views expressed in the report. This information is subject to change without any prior notice. The Company reserves the right to make modifications and alternations to this statement as may be required from time to time without any prior approval. MOFSL, its associates, their directors and the employees may from time to time, effect or have effected an own account transaction in, or deal as principal or agent in or for the securities mentioned in this document. They may perform or seek to perform investment banking or other services for, or solicit investment banking or other business from, any company referred to in this report. Each of these entities functions as a separate, distinct and independent of each other. The recipient should take this into account before interpreting the document. This report has been prepared on the basis of information that is already available in publicly accessible media or developed through analysis of MOFSL. The views expressed are those of the analyst, and the Company may or may not subscribe to all the views expressed therein. This document is being supplied to you solely for your information and may not be reproduced, redistributed or passed on, directly or indirectly, to any other person or published, copied, in whole or in part, for any purpose. This report is not directed or intended for distribution to, or use by, any person or entity who is a citizen or resident of or located in any locality, state, country or other jurisdiction, where such distribution, publication, availability or use would be contrary to law, regulation or which would subject MOFSL to any registration or licensing requirement within such jurisdiction. The securities described herein may or may not be eligible for sale in all jurisdictions or to certain category of investors. Persons in whose possession this document may come are required to inform themselves of and to observe such restriction. Neither the Firm, not its directors, employees, agents or representatives shall be liable for any damages whether direct or indirect, incidental, special or consequential including lost revenue or lost profits that may arise from or in connection with the use of the information. The person accessing this information specifically agrees to exempt MOFSL or any of its affiliates or employees from, any and all responsibility/liability arising from such misuse and agrees not to hold MOFSL or any of its affiliates or employees responsible for any such misuse and further agrees to hold MOFSL or any of its affiliates or employees free and harmless from all losses, costs, damages, expenses that may be suffered by the person accessing this information due to any errors and delays.

This report is meant for the clients of Motilal Oswal only.

Investment in securities market are subject to market risks. Read all the related documents carefully before investing.

Registration granted by SEBI and certification from NISM in no way guarantee performance of the intermediary or provide any assurance of returns to investors.

Registered Office Address: Motilal Oswal Tower, Rahimtullah Sayani Road, Opposite Parel ST Depot, Prabhadevi, Mumbai-400025; Tel No.: 022 - 71934200 / 71934263;

www.motilaloswal.com. Correspondence Address: Palm Spring Centre, 2nd Floor, Palm Court Complex, New Link Road, Malad (West), Mumbai- 400 064. Tel No: 022 71881000. Details of Compliance Officer: Neeraj Agarwal, Email Id: na@motilaloswal.com, Contact No.:022-40548085.

Grievance Redressal Cell:

Contact Person	Contact No.	Email ID
Ms. Hemangi Date	022 40548000 / 022 67490600	query@motilaloswal.com
Ms. Kumud Upadhyay	022 40548082	servicehead@motilaloswal.com
Mr. Ajay Menon	022 40548083	am@motilaloswal.com

Registration details of group entities.: Motilal Oswal Financial Services Ltd. (MOFSL): INZ000158836 (BSE/NSE/MCX/NCDEX); CDSL and NSDL: IN-DP-16-2015; Research Analyst: INH000000412. AMFI: ARN : 146822. IRDA Corporate Agent – CA0579. Motilal Oswal Financial Services Ltd. is a distributor of Mutual Funds, PMS, Fixed Deposit, Insurance, Bond, NCDs and IPO products.

Customer having any query/feedback/ clarification may write to query@motilaloswal.com. In case of grievances for any of the services rendered by Motilal Oswal Financial Services Limited (MOFSL) write to grievances@motilaloswal.com, for DP to dpgrievances@motilaloswal.com.