

Estimate change

TP change

Rating change



Bloomberg	MRPL IN
Equity Shares (m)	1753
M.Cap.(INRb)/(USD\$)	237.8 / 2.8
52-Week Range (INR)	260 / 99
1, 6, 12 Rel. Per (%)	-3/-6/-54
12M Avg Val (INR M)	858

Financials & Valuations (INR b)

Y/E March	FY25	FY26E	FY27E
Sales	947	801	803
EBITDA	25	53	52
Adj. PAT	1	20	20
Adj. EPS (INR)	0.3	11.4	11.5
EPS Gr. (%)	-98.6	3,840.0	1.2
BV/Sh.(INR)	73.8	82.9	92.1

Ratios

Net D:E	1.0	0.7	0.5
RoE (%)	0.4	14.5	13.2
RoCE (%)	2.3	10.2	10.1
Payout (%)	-	20.0	20.0

Valuation

P/E (x)	467.8	11.9	11.7
P/BV (x)	1.8	1.6	1.5
EV/EBITDA (x)	14.6	6.3	6.0
Div. Yield (%)	-	1.7	1.7
FCF Yield (%)	3.9	18.3	14.1

Shareholding pattern (%)

As On	Mar-25	Dec-24	Mar-24
Promoter	88.6	88.6	88.6
DII	1.3	1.7	1.5
FII	1.3	1.4	2.7
Others	8.8	8.4	7.2

FII Includes depository receipts

CMP: INR136

TP: INR105 (-23%)

Sell

Earnings to remain weak amid a sluggish refining cycle

- MRPL's 4QFY25 EBITDA beat our estimates by 34%, as reported GRM came in ~USD1/bbl above our estimates at USD6.2/bbl. Adjusting for inventory gain, core GRM stood at ~USD5.8/bbl. However, PAT was affected by a higher-than-estimated tax rate. Refining throughput was in line with our estimate at 4.6mmt.
- Singapore GRM has weakened further in Apr'25TD, averaging USD3/bbl (vs. USD3.2/bbl in 4QFY25). We have a bearish stance on refining over FY26-1HFY28 due to strong ~2.5-3mb/d net refinery capacity additions globally over CY24-26, demand concerns led by rising trade tensions, and possibilities of a global macroeconomic slowdown.
- MRPL currently trades at 6.5x 1yr. fwd. EV/EBITDA and 1.7x 1yr. fwd. P/B. We value the stock at 5x FY27E EBITDA of INR51.6b to arrive at our TP of INR105. Reiterate Sell.

GRMs to remain rangebound at USD6-6.5/bbl; planned shutdown ahead

- In the 4QFY25 earnings call, MRPL's management guided GRMs to remain in the range of USD6.0-6.5 per bbl. Further, while current marketing margins are higher, the company expects INR3/lit net marketing margins for MS and HSD in the long term.
- While MPRL posted the highest-ever refinery throughput of 18.2mmt in FY25, FY26 throughput is likely to be ~17mmt, amid planned refinery shutdowns.

Robust retail outlet expansion; INR10b p.a. capex guided for FY26/27

- During FY25, the company achieved marketing volumes of 230tkl, driven by robust growth in HSD volumes. MRPL targets to achieve 300tkl+ volumes in FY26. Further, while 170+ retail outlets are operational currently, 150+ retail outlets are planned to be added in FY26.
- Management guided a capex of INR10b p.a. during FY26-27. About 50% of the capex shall be spent towards refineries (shutdown capex and replacements). The remaining 50% shall be spent on marketing, power infra, and other projects. The company shall continue to incur capex on value-added products.

FY27 GRM estimate cut to USD6.5/bbl; FY26 throughput moderated

- We have a bearish stance on refining over FY26-1HFY28 due to strong ~2.5-3mb/d net refinery capacity additions globally over CY24-26, demand concerns due to rising trade tensions, and possibilities of a global macroeconomic slowdown. We forecast SG GRM to average USD5/bbl in both FY26 and FY27. Hence, we cut our FY27 GRM assumption to USD6.5/bbl (USD7/bbl earlier). Further, we reduce MRPL's FY26 throughput to 17mmt, accounting for planned maintenance (earlier: 18mmt).
- We believe that our FY26/FY27 GRM assumptions are at the higher end of what the company has delivered historically and provide further downside risk to our EBITDA estimates.

- Following this earnings revision, our revised TP stands at INR105, premised on 5x FY27E EV/EBITDA.
- We believe a strong FCF generation of ~NR76.6b over FY26-27 and a debt reduction will result in a decline in the net debt-to-equity ratio to 0.5x by end-FY27 (vs. 1x on 31 Mar'25).
- However, at 1.7x FY26E P/B (FY26E RoE: 14.5%), we believe valuations for MRPL remain elevated.

Beat on EBITDA and PAT driven by higher-than-estimated GRM

- While MRPL's 4QFY25 refining throughput was in line with our estimates at 4.6mmt, reported GRM came in above our estimates at USD6.2/bbl (our estimate of USD5.3/bbl).
 - The resultant EBITDA stood 34% above our estimate at INR11.2b.
- PAT came in 103% above our estimate at INR3.6b.
- Profitability was also improved slightly by a forex gain of INR86m. However, the actual tax rate stood above our estimate.
- **In FY25**, net sales grew 5% to INR947b, while EBITDA/PAT stood at INR25b/INR506m (vs. INR78.3b/INR36b in FY24).
- **Other highlights:**
 - The Distillate yield reached a new peak of 81.93%, representing an improvement over the previous high of 78.77% recorded in FY24.
 - The highest-ever production of ATF/Benzene, at 2.72mmt/0.21mmt, was achieved during FY25, along with the record aromatic complex output of Reformate/95RON MS at 1.20mmt (previous best: 0.83mmt).
 - Bitumen train and PFCC wet gas scrubber projects were commissioned during the year.
 - The Devangonhi Marketing Terminal was commissioned, with dispatch of all three products (MS, HSD, and ATF) commencing during the year. Additionally, 66 new retail outlets (ROs) were commissioned, bringing the total to 167 ROs, including three new ROs in Tamil Nadu.

Valuation and view

- The stock is currently trading at an FY26E EV/EBITDA of 6.3x. Additionally, the dividend yield is expected to be a meager 1.7% in FY26 at the current price. Our GRM assumptions of USD6.5 per bbl for both FY26 and FY27 are also at the higher end of what the company has delivered historically.
- We value the stock at 5x FY27E EBITDA of INR51.6b to arrive at our TP of INR105. **We reiterate our Sell rating on the stock, implying a 23% potential downside from the CMP.**

Standalone - Quarterly Earnings Model
(INR b)

Y/E March	FY24				FY25				FY24	FY25	FY25	Var.
	1Q	2Q	3Q	4Q	1Q	2Q	3Q	4Q			4QE	(%)
Net Sales	211.7	192.3	246.7	253.3	232.5	249.7	218.7	246.0	904.0	946.8	221.4	11%
YoY Change (%)	-40.4	-21.9	-7.1	-0.1	20.9	29.8	-11.3	-2.9	-16.9	4.7	-12.6	
EBITDA	20.6	22.4	11.8	23.4	6.2	-4.3	11.9	11.2	78.3	25.0	8.4	34%
Margin (%)	11.7	11.7	4.8	9.2	2.7	-1.7	5.5	4.6	8.7	2.6	3.8	
Depreciation	2.9	3.0	3.3	3.3	3.4	3.4	3.3	3.4	12.6	13.5	3.4	
Forex loss	-0.1	1.0	0.2	0.1	0.1	0.4	1.6	-0.1	1.3	2.0	0.0	
Interest	2.7	3.1	2.7	2.6	2.1	2.8	2.6	2.5	11.1	10.1	2.6	
Other Income	0.5	0.7	0.4	0.4	0.4	0.6	0.3	0.4	2.1	1.8	0.3	
PBT before EO expense	15.6	16.1	5.9	17.7	1.0	-10.4	4.7	5.8	55.3	1.1	2.7	115%
PBT	15.6	16.1	5.9	17.7	1.0	-10.4	4.7	5.8	55.2	1.1	2.7	115%
Tax	5.5	5.5	2.0	6.3	0.4	-3.6	1.7	2.2	19.3	0.6	0.9	
Rate (%)	35.0	34.0	34.5	35.6	34.8	34.5	35.2	37.9	34.9	55.3	34.0	
Reported PAT	10.1	10.6	3.9	11.4	0.7	-6.8	3.0	3.6	36.0	0.5	1.8	103%
YoY Change (%)	-62.6	LP	LP	-40.1	-93.8	PL	-21.4	-68.2	36.6	-98.6	-84.3	
Margin (%)	4.8	5.5	1.6	4.5	0.3	-2.7	1.4	1.5	4.0	0.1	0.8	
Key Assumptions												
Refining throughput (mmt)	4.4	3.2	4.4	4.6	4.4	4.6	4.6	4.6	12.2	18.2	4.6	2%
Reported GRM (USD/bbl)	9.8	17.1	5.0	11.4	4.7	0.6	6.2	6.2	11.2	4.4	5.3	17%

Year-end: March (INRm)	FY19	FY20	FY21	FY22	FY23	FY24	FY25	FY26E	FY27E
Exchange Rate (USD/INR)	70.0	70.9	74.3	74.5	80.4	82.8	84.6	86.0	86.2
Brent Crude (USD/bbl)	70.1	61.2	44.4	80.5	96.1	83.0	78.6	65.0	65.0
Capacity (mmt)	15.0	15.0	15.0	15.0	15.0	15.0	15.0	15.0	15.0
Throughput (mmt)	16.4	14.2	11.5	14.9	17.2	16.0	18.2	17.0	18.0
Utilization (%)	110%	94%	77%	99%	115%	107%	121%	113%	120%
MRPL's Core GRM (USD/bbl)	4.1	(0.3)	3.0	7.9	9.7	10.8	4.4	6.5	6.5
Singapore	4.9	3.2	0.5	5.0	10.7	6.6	6.5	5.0	5.0
Premium/discount	(0.7)	(3.5)	2.5	2.9	(0.9)	4.2	(2.0)	1.5	1.5
EPS	2.1	(23.6)	(4.3)	17.0	15.0	20.5	0.3	11.4	11.5



Highlights from the management commentary

Inventory gain/(loss) and GRM performance:

- GRM stood at USD6.2/bbl IN 4QFY25.
- Inventory gain stood at USD0.42/bbl in 4Q.
- MRPL focuses on maximizing value-added products. The company is trying to maximize Benzene/ATF production. ATF/Benzene output increased 31%/65% YoY.
- The company is not making PX. However, MRPL makes and transfers reformate. This was up 30% YoY in 4Q.
- Petchem's marketing realizations were similar to QoQ.
- Russian crude imports and discounts are at par with other Indian players.
- At USD9 to 14 per bbl MS HSD cracks, MRPL's GRMs should be better.
- GRM includes marketing margins as the company has only one reportable segment.
- Guidance: MRPL expects GRMs to stay in the range of USD6-6.5 per bbl. Throughput target: ~17mmt.

Retail outlet performance:

- 230tkl volumes were recorded in FY25. MRPL targets to achieve 300tkl+ volumes in FY26.
- In the long term, the company expects INR3/lit net marketing margins for MS and HSD (much higher currently).
- Growth guidance: 150+ retail outlets to be added in FY26 (170 ROs operating currently).

Capex:

- FY26/27 capex target: ~INR10b p.a.
- 50% capex in towards the refinery maintenance capex (shutdown capex and replacements).
- The remaining 50% shall be over marketing, power infra, and other projects.
- The company shall also incur capex on value-added products.
- The D/E ratio should be at current levels (~1x).

Green Hydrogen Project:

- About 500tpa capacity project within the refinery is being re-tendered.
- A larger project is under the BOT model.

Distillate Yield:

- Distillate Yield stood at 81.93% in FY25 (78.77%/71.2% in FY24/22).

30% exposure to exports:

- The company has a ~30-35% export exposure. MSD, aromatic complex reformate, ATF, and Benzene are the key products exported.
- The company does not have any B2N contracts. There are spot contracts.
- MRPL is now entering a contract with a trader.
- Selling domestically is always beneficial for MRPL. The export only when unable to sell domestically.

Gas usage at MRPL:

- Gas usage stood at 0.55mmcmd in FY25. The company targets gas use of 0.65-0.7mmcmd in FY26.
- The grid power infra project should be completed this year.
- Fuel loss would come down by 0.4% in the next 18-24 months, led by the Power Infra project.

Exhibit 1: Throughput stood at 4.64mmt in 4QFY25, implying 124% capacity utilization

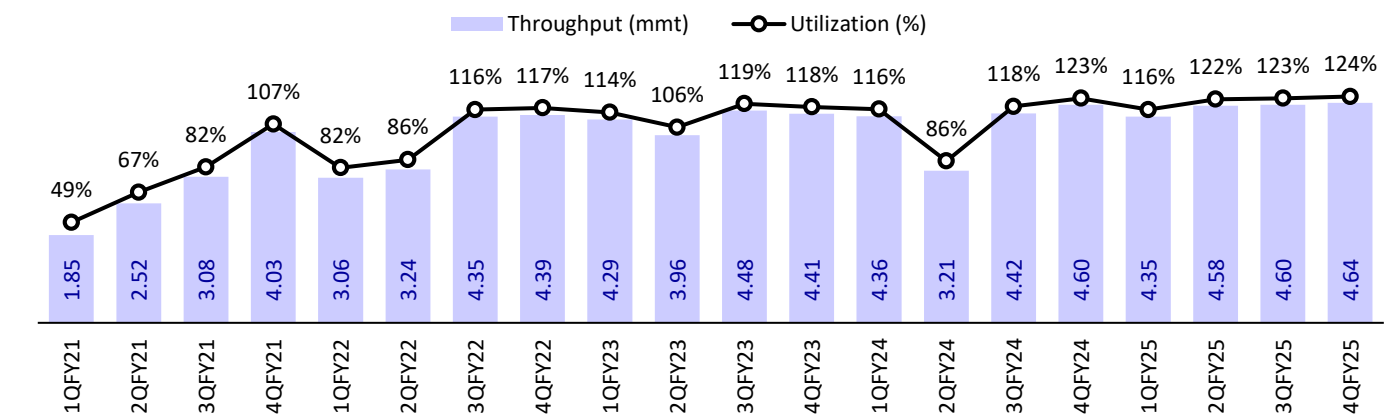
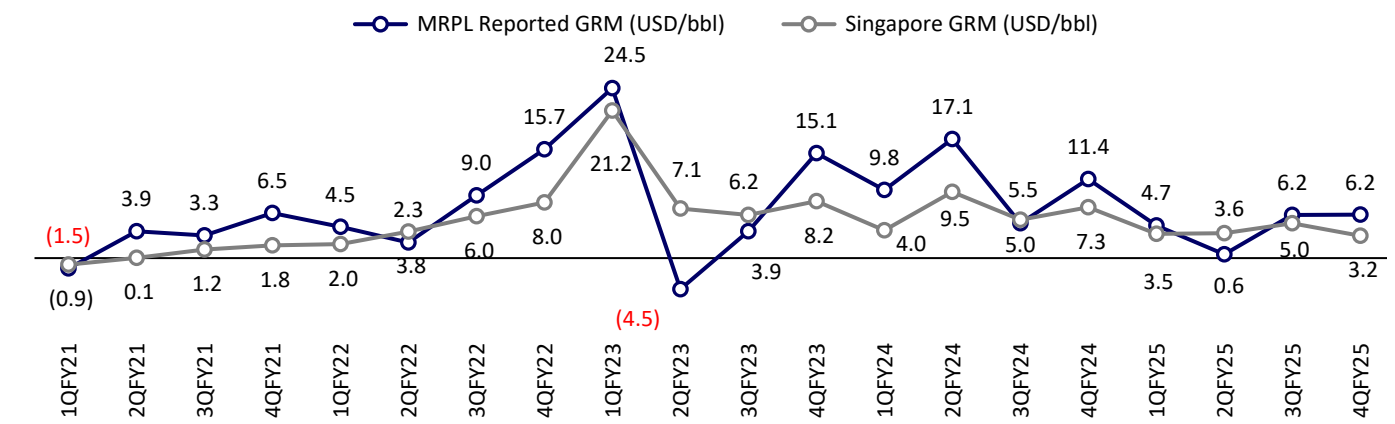


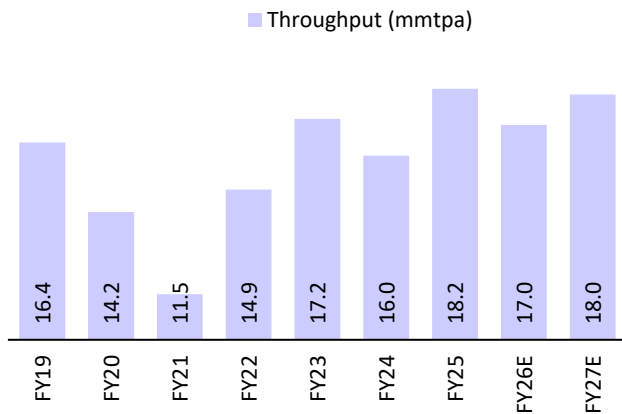
Exhibit 2: Reported GRM stood at USD6.2/bbl in 4QFY25, flat QoQ



Source: Company, MOFSL

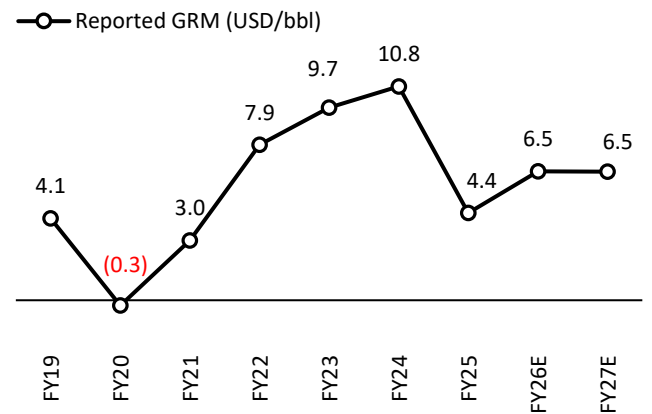
Story in charts

Exhibit 3: Expect throughput of ~17mmt in FY26...



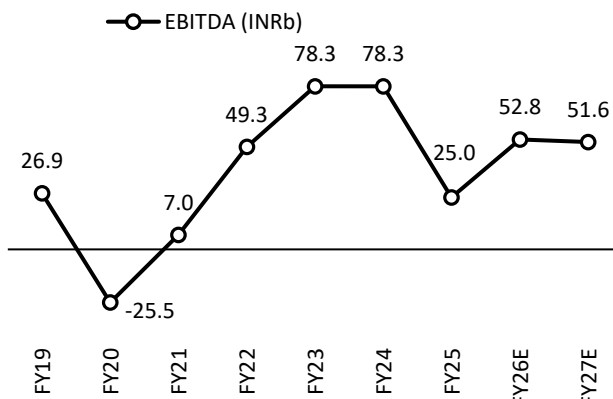
Source: Company, MOFSL

Exhibit 4: ...with reported GRM of ~USD6.5/bbl



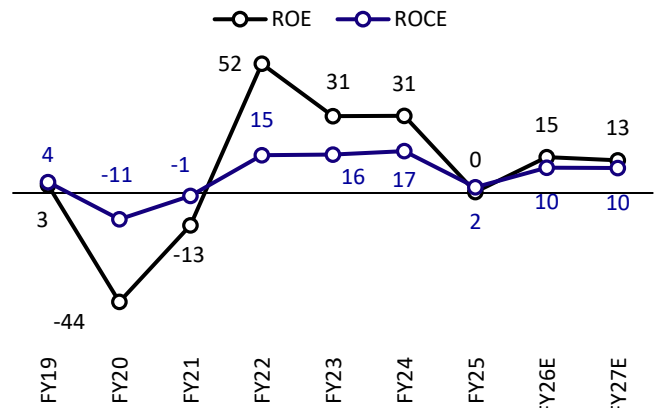
Source: Company, MOFSL

Exhibit 5: Expect EBITDA at ~INR52.8b in FY26



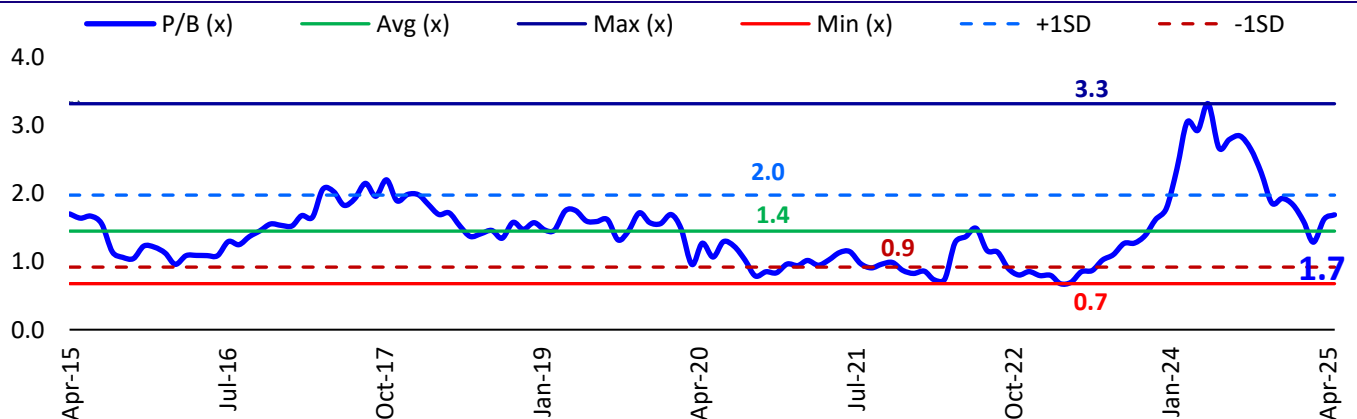
Source: Company, MOFSL

Exhibit 6: RoE/RoCE profiles of MRPL



Source: Company, MOFSL

Exhibit 7: One-year forward P/B trades at 1.7x



Source: MOFSL, Company

Financials and valuations

Standalone - Income Statement

Y/E March	FY23	FY24	FY25	FY26E	FY27E
Total Income from Operations	1,088.2	904.0	946.8	800.9	803.0
Change (%)	56%	-17%	5%	-15%	0%
EBITDA	78.3	78.3	25.0	52.8	51.6
Depreciation	11.9	12.6	13.5	14.3	15.5
EBIT	66.5	65.7	11.5	38.5	36.1
Forex loss	13.4	1.3	2.0	0.0	0.0
Int. and Finance Charges	12.9	11.1	10.1	9.4	7.7
Other Income	2.1	2.1	1.8	1.0	2.2
PBT bef. EO Exp.	42.4	55.3	1.1	30.2	30.6
EO Items	0.0	-0.1	0.0	0.0	0.0
PBT after EO Exp.	42.4	55.2	1.1	30.2	30.6
Total Tax	16.0	19.3	0.6	10.3	10.4
Tax Rate (%)	37.8	34.9	55.3	34.0	34.0
Reported PAT	26.4	36.0	0.5	19.9	20.2
Adjusted PAT	26.4	36.0	0.5	19.9	20.2
Change (%)	-12%	37%	-99%	3840%	1%
Margin (%)	2.4	4.0	0.1	2.5	2.5

Standalone - Balance Sheet

Y/E March	FY23	FY24	FY25	FY26E	FY27E
Equity Share Capital	17.5	17.5	17.5	17.5	17.5
Total Reserves	80.8	115.0	111.8	127.8	143.9
Net Worth	98.3	132.5	129.3	145.3	161.4
Total Loans	167.1	124.5	128.7	106.1	87.6
Deferred Tax Liabilities	-12.4	-2.8	-2.4	0.0	0.0
Capital Employed	253.0	254.2	255.6	251.4	249.0
Gross Block	329.0	341.9	352.1	356.5	366.5
Less: Accum. Deprn.	132.3	144.9	158.4	172.6	188.2
Net Fixed Assets	196.6	197.0	193.7	183.8	178.3
Capital WIP	4.7	7.4	7.3	20.1	20.1
Total Investments	0.2	0.2	0.2	0.2	0.2
Curr. Assets, Loans, and Adv.	129.9	138.6	133.2	109.0	112.4
Inventory	67.8	83.1	77.2	46.6	46.8
Account Receivables	44.7	38.6	35.1	32.9	33.0
Cash	0.1	0.1	0.1	9.9	12.9
Bank Balance	0.3	0.3	0.2	0.2	0.2
Loans and Advances	17.0	16.6	20.6	19.4	19.5
Curr. Liability and Prov.	85.7	96.2	86.0	61.8	62.0
Account Payables	81.1	92.0	80.0	55.8	56.0
Provisions	4.6	4.2	6.0	6.0	6.0
Net Current Assets	44.1	42.4	47.2	47.3	50.4
Appl. of Funds	253.0	254.2	255.6	251.4	249.0

Financials and valuations

Ratios

Y/E March (INR)	FY23	FY24	FY25	FY26E	FY27E
Basic (INR)					
EPS	15.0	20.5	0.3	11.4	11.5
Cash EPS	21.8	27.7	8.0	19.5	20.4
BV/Share	56.1	75.6	73.8	82.9	92.1
DPS	0.0	3.0	0.0	2.3	2.3
Payout (%)	0.0	14.6	0.0	20.0	20.0
Valuation (x)					
P/E	9.0	6.6	467.8	11.9	11.7
Cash P/E	6.2	4.9	16.9	6.9	6.6
P/BV	2.4	1.8	1.8	1.6	1.5
EV/Sales	0.4	0.4	0.4	0.4	0.4
EV/EBITDA	5.1	4.6	14.6	6.3	6.0
Dividend Yield (%)	0.0	2.2	0.0	1.7	1.7
FCF per share	32.3	31.4	5.2	24.7	19.0
Return Ratios (%)					
RoE	31.0	31.2	0.4	14.5	13.2
RoCE	15.6	16.9	2.3	10.2	10.1
RoIC	16.3	17.3	2.1	10.9	10.9
Working Capital Ratios					
Fixed Asset Turnover (x)	3.3	3.3	3.3	3.3	3.3
Asset Turnover (x)	4.3	4.3	4.3	4.3	4.3
Inventory (Days)	23	23	23	23	23
Debtor (Days)	15	15	15	15	15
Creditor (Days)	27	27	27	27	27
Leverage Ratio (x)					
Current Ratio	1.5	1.4	1.5	1.8	1.8
Interest Coverage Ratio	5.2	5.9	1.1	4.1	4.7
Net Debt/Equity ratio	1.7	0.9	1.0	0.7	0.5

Standalone - Cash Flow Statement

Y/E March	FY23	FY24	FY25	FY26E	FY27E
OP/(Loss) before Tax	42.4	55.2	1.1	30.2	30.6
Depreciation	11.9	12.6	13.5	14.3	15.5
Interest and Finance Charges	12.9	11.1	10.1	9.4	7.7
Direct Taxes Paid	-7.7	-9.5	-0.8	-10.3	-10.4
(Inc.)/Dec. in WC	3.1	102.9	-4.1	9.8	-0.1
CF from Operations	63.6	70.5	18.8	53.3	43.3
(Inc.)/Dec. in FA	-7.0	-15.4	-9.6	-10.0	-10.0
Free Cash Flow	56.6	55.1	9.2	43.3	33.3
Others	0.3	0.2	0.2	2.4	0.0
CF from Investments	-6.7	-15.2	-9.4	-7.6	-10.0
Inc./(Dec.) in Debt	-45.4	-43.0	3.7	-22.5	-18.6
Interest Paid	-11.4	-12.1	-9.5	-9.4	-7.7
Dividend Paid	0.0	-1.8	-3.5	-4.0	-4.0
Others	-0.1	1.6	-0.1	0.0	0.0
CF from Fin. Activity	-56.9	-55.2	-9.4	-35.9	-30.3
Inc./Dec. in Cash	0.0	0.0	0.0	9.8	3.0
Opening Balance	0.1	0.1	0.1	0.1	9.9
Closing Balance	0.1	0.1	0.1	9.9	12.9

Investment in securities market are subject to market risks. Read all the related documents carefully before investing

Explanation of Investment Rating	
Investment Rating	Expected return (over 12-month)
BUY	>=15%
SELL	< - 10%
NEUTRAL	< - 10 % to 15%
UNDER REVIEW	Rating may undergo a change
NOT RATED	We have forward looking estimates for the stock but we refrain from assigning recommendation

*In case the recommendation given by the Research Analyst is inconsistent with the investment rating legend for a continuous period of 30 days, the Research Analyst shall be within following 30 days take appropriate measures to make the recommendation consistent with the investment rating legend.

Disclosures

The following Disclosures are being made in compliance with the SEBI Research Analyst Regulations 2014 (herein after referred to as the Regulations).

Motilal Oswal Financial Services Ltd. (MOFSL) is a SEBI Registered Research Analyst having registration no. INH000000412. MOFSL, the Research Entity (RE) as defined in the Regulations, is engaged in the business of providing Stock broking services, Depository participant services & distribution of various financial products. MOFSL is a listed public company, the details in respect of which are available on www.motilaloswal.com. MOFSL (erstwhile Motilal Oswal Securities Limited - MOSL) is registered with the Securities & Exchange Board of India (SEBI) and is a registered Trading Member with National Stock Exchange of India Ltd. (NSE) and Bombay Stock Exchange Limited (BSE), Multi Commodity Exchange of India Limited (MCX) and National Commodity & Derivatives Exchange Limited (NCDEX) for its stock broking activities & is Depository participant with Central Depository Services Limited (CDSL) National Securities Depository Limited (NSDL), NERL, COMRIS and CCRL and is member of Association of Mutual Funds of India (AMFI) for distribution of financial products and Insurance Regulatory & Development Authority of India (IRDA) as Corporate Agent for insurance products. Details of associate entities of Motilal Oswal Financial Services Limited are available on the website at <http://online.reports.motilaloswal.com/Dormant/documents/List%20of%20Associate%20companies.pdf>

MOFSL and its associate company(ies), their directors and Research Analyst and their relatives may; (a) from time to time, have a long or short position in, act as principal in, and buy or sell the securities or derivatives thereof of companies mentioned herein. (b) be engaged in any other transaction involving such securities and earn brokerage or other compensation or act as a market maker in the financial instruments of the company(ies) discussed herein or act as an advisor or lender/borrower to such company(ies) or may have any other potential conflict of interests with respect to any recommendation and other related information and opinions; however the same shall have no bearing whatsoever on the specific recommendations made by the analyst(s), as the recommendations made by the analyst(s) are completely independent of the views of the associates of MOFSL even though there might exist an inherent conflict of interest in some of the stocks mentioned in the research report.

MOFSL and / or its affiliates do and seek to do business including investment banking with companies covered in its research reports. As a result, the recipients of this report should be aware that MOFSL may have a potential conflict of interest that may affect the objectivity of this report. Compensation of Research Analysts is not based on any specific merchant banking, investment banking or brokerage service transactions. Details of pending Enquiry Proceedings of Motilal Oswal Financial Services Limited are available on the website at <https://galaxy.motilaloswal.com/ResearchAnalyst/PublishViewLitigation.aspx>

A graph of daily closing prices of securities is available at www.nseindia.com, www.bseindia.com. Research Analyst views on Subject Company may vary based on Fundamental research and Technical Research. Proprietary trading desk of MOFSL or its associates maintains arm's length distance with Research Team as all the activities are segregated from MOFSL research activity and therefore it can have an independent view with regards to Subject Company for which Research Team have expressed their views.

Regional Disclosures (outside India)

This report is not directed or intended for distribution to or use by any person or entity resident in a state, country or any jurisdiction, where such distribution, publication, availability or use would be contrary to law, regulation or which would subject MOFSL & its group companies to registration or licensing requirements within such jurisdictions.

For Hong Kong:

This report is distributed in Hong Kong by Motilal Oswal capital Markets (Hong Kong) Private Limited, a licensed corporation (CE AYY-301) licensed and regulated by the Hong Kong Securities and Futures Commission (SFC) pursuant to the Securities and Futures Ordinance (Chapter 571 of the Laws of Hong Kong) "SFO". As per SEBI (Research Analyst Regulations) 2014 Motilal Oswal Securities (SEBI Reg. No. INH000000412) has an agreement with Motilal Oswal capital Markets (Hong Kong) Private Limited for distribution of research report in Hong Kong. This report is intended for distribution only to "Professional Investors" as defined in Part I of Schedule 1 to SFO. Any investment or investment activity to which this document relates is only available to professional investor and will be engaged only with professional investors." Nothing here is an offer or solicitation of these securities, products and services in any jurisdiction where their offer or sale is not qualified or exempt from registration. The Indian Analyst(s) who compile this report is/are not located in Hong Kong & are not conducting Research Analysis in Hong Kong.

For U.S.

Motilal Oswal Financial Services Limited (MOFSL) is not a registered broker - dealer under the U.S. Securities Exchange Act of 1934, as amended (the "1934 act") and under applicable state laws in the United States. In addition MOFSL is not a registered investment adviser under the U.S. Investment Advisers Act of 1940, as amended (the "Advisers Act" and together with the 1934 Act, the "Acts"), and under applicable state laws in the United States. Accordingly, in the absence of specific exemption under the Acts, any brokerage and investment services provided by MOFSL, including the products and services described herein are not available to or intended for U.S. persons. This report is intended for distribution only to "Major Institutional Investors" as defined by Rule 15a-6(b)(4) of the Exchange Act and interpretations thereof by SEC (henceforth referred to as "major institutional investors"). This document must not be acted on or relied on by persons who are not major institutional investors. Any investment or investment activity to which this document relates is only available to major institutional investors and will be engaged in only with major institutional investors. In reliance on the exemption from registration provided by Rule 15a-6 of the U.S. Securities Exchange Act of 1934, as amended (the "Exchange Act") and interpretations thereof by the U.S. Securities and Exchange Commission ("SEC") in order to conduct business with Institutional Investors based in the U.S., MOFSL has entered into a chaperoning agreement with a U.S. registered broker-dealer, Motilal Oswal Securities International Private Limited. ("MOSIPL"). Any business interaction pursuant to this report will have to be executed within the provisions of this chaperoning agreement.

The Research Analysts contributing to the report may not be registered/qualified as research analyst with FINRA. Such research analyst may not be associated persons of the U.S. registered broker-dealer, MOSIPL, and therefore, may not be subject to NASD rule 2711 and NYSE Rule 472 restrictions on communication with a subject company, public appearances and trading securities held by a research analyst account.

For Singapore

In Singapore, this report is being distributed by Motilal Oswal Capital Markets (Singapore) Pte. Ltd. ("MOCMSPL") (UEN 201129401Z), which is a holder of a capital markets services license and an exempt financial adviser in Singapore. This report is distributed solely to persons who (a) qualify as "institutional investors" as defined in section 4A(1)(c) of the Securities and Futures Act of Singapore ("SFA") or (b) are considered "accredited investors" as defined in section 2(1) of the Financial Advisers Regulations of Singapore read with section 4A(1)(a) of the SFA. Accordingly, if a recipient is neither an "institutional investor" nor an "accredited investor", they must immediately discontinue any use of this Report and inform MOCMSPL.

In respect of any matter arising from or in connection with the research you could contact the following representatives of MOCMSPL. In case of grievances for any of the services rendered by MOCMSPL write to grievances@motilaloswal.com.

Nainesh Rajani

Email: nainesh.rajani@motilaloswal.com

Contact: (+65) 8328 0276

Specific Disclosures

- Research Analyst and/or his/her relatives do not have a financial interest in the subject company(ies), as they do not have equity holdings in the subject company(ies).
MOFSL has financial interest in the subject company(ies) at the end of the week immediately preceding the date of publication of the Research Report: Yes.
Nature of Financial interest is holding equity shares or derivatives of the subject company
- Research Analyst and/or his/her relatives do not have actual/beneficial ownership of 1% or more securities in the subject company(ies) at the end of the month immediately preceding the date of publication of Research Report.
MOFSL has actual/beneficial ownership of 1% or more securities of the subject company(ies) at the end of the month immediately preceding the date of publication of Research Report: No
- Research Analyst and/or his/her relatives have not received compensation/other benefits from the subject company(ies) in the past 12 months.
MOFSL may have received compensation from the subject company(ies) in the past 12 months.
- Research Analyst and/or his/her relatives do not have material conflict of interest in the subject company at the time of publication of research report.
MOFSL does not have material conflict of interest in the subject company at the time of publication of research report.
- Research Analyst has not served as an officer, director or employee of subject company(ies).
- MOFSL has not acted as a manager or co-manager of public offering of securities of the subject company in past 12 months.
- MOFSL has not received compensation for investment banking /merchant banking/brokerage services from the subject company(ies) in the past 12 months.
- MOFSL may have received any compensation for products or services other than investment banking or merchant banking or brokerage services from the subject company(ies) in the past 12 months.
- MOFSL may have received compensation or other benefits from the subject company(ies) or third party in connection with the research report.
- MOFSL has not engaged in market making activity for the subject company.

The associates of MOFSL may have:
financial interest in the subject company

- actual/beneficial ownership of 1% or more securities in the subject company at the end of the month immediately preceding the date of publication of the Research Report or date of the public appearance.
- received compensation/other benefits from the subject company in the past 12 months
- any other potential conflict of interests with respect to any recommendation and other related information and opinions.; however the same shall have no bearing whatsoever on the specific recommendations made by the analyst(s), as the recommendations made by the analyst(s) are completely independent of the views of the associates of MOFSL even though there might exist an inherent conflict of interest in some of the stocks mentioned in the research report.
- acted as a manager or co-manager of public offering of securities of the subject company in past 12 months
- be engaged in any other transaction involving such securities and earn brokerage or other compensation or act as a market maker in the financial instruments of the company(ies) discussed herein or act as an advisor or lender/borrower to such company(ies)
- received compensation from the subject company in the past 12 months for investment banking / merchant banking / brokerage services or from other than said services.
- Served subject company as its clients during twelve months preceding the date of distribution of the research report.

The associates of MOFSL has not received any compensation or other benefits from third party in connection with the research report

Above disclosures include beneficial holdings lying in demat account of MOFSL which are opened for proprietary investments only. While calculating beneficial holdings, It does not consider demat accounts which are opened in name of MOFSL for other purposes (i.e holding client securities, collaterals, error trades etc.). MOFSL also earns DP income from clients which are not considered in above disclosures.

Analyst Certification

The views expressed in this research report accurately reflect the personal views of the analyst(s) about the subject securities or issues, and no part of the compensation of the research analyst(s) was, is, or will be directly or indirectly related to the specific recommendations and views expressed by research analyst(s) in this report.

Terms & Conditions:

This report has been prepared by MOFSL and is meant for sole use by the recipient and not for circulation. The report and information contained herein is strictly confidential and may not be altered in any way, transmitted to, copied or distributed, in part or in whole, to any other person or to the media or reproduced in any form, without prior written consent of MOFSL. The report is based on the facts, figures and information that are considered true, correct, reliable and accurate. The intent of this report is not recommendatory in nature. The information is obtained from publicly available media or other sources believed to be reliable. Such information has not been independently verified and no guaranty, representation of warranty, express or implied, is made as to its accuracy, completeness or correctness. All such information and opinions are subject to change without notice. The report is prepared solely for informational purpose and does not constitute an offer document or solicitation of offer to buy or sell or subscribe for securities or other financial instruments for the clients. Though disseminated to all the customers simultaneously, not all customers may receive this report at the same time. MOFSL will not treat recipients as customers by virtue of their receiving this report.

Disclaimer:

The report and information contained herein is strictly confidential and meant solely for the selected recipient and may not be altered in any way, transmitted to, copied or distributed, in part or in whole, to any other person or to the media or reproduced in any form, without prior written consent. This report and information herein is solely for informational purpose and may not be used or considered as an offer document or solicitation of offer to buy or sell or subscribe for securities or other financial instruments. Nothing in this report constitutes investment, legal, accounting and tax advice or a representation that any investment or strategy is suitable or appropriate to your specific circumstances. The securities discussed and opinions expressed in this report may not be suitable for all investors, who must make their own investment decisions, based on their own investment objectives, financial positions and needs of specific recipient. This may not be taken in substitution for the exercise of independent judgment by any recipient. Each recipient of this document should make such investigations as it deems necessary to arrive at an independent evaluation of an investment in the securities of companies referred to in this document (including the merits and risks involved), and should consult its own advisors to determine the merits and risks of such an investment. The investment discussed or views expressed may not be suitable for all investors. Certain transactions -including those involving futures, options, another derivative products as well as non-investment grade securities - involve substantial risk and are not suitable for all investors. No representation or warranty, express or implied, is made as to the accuracy, completeness or fairness of the information and opinions contained in this document. The Disclosures of Interest Statement incorporated in this document is provided solely to enhance the transparency and should not be treated as endorsement of the views expressed in the report. This information is subject to change without any prior notice. The Company reserves the right to make modifications and alternations to this statement as may be required from time to time without any prior approval. MOFSL, its associates, their directors and the employees may from time to time, effect or have effected an own account transaction in, or deal as principal or agent in or for the securities mentioned in this document. They may perform or seek to perform investment banking or other services for, or solicit investment banking or other business from, any company referred to in this report. Each of these entities functions as a separate, distinct and independent of each other. The recipient should take this into account before interpreting the document. This report has been prepared on the basis of information that is already available in publicly accessible media or developed through analysis of MOFSL. The views expressed are those of the analyst, and the Company may or may not subscribe to all the views expressed therein. This document is being supplied to you solely for your information and may not be reproduced, redistributed or passed on, directly or indirectly, to any other person or published, copied, in whole or in part, for any purpose. This report is not directed or intended for distribution to, or use by, any person or entity who is a citizen or resident of or located in any locality, state, country or other jurisdiction, where such distribution, publication, availability or use would be contrary to law, regulation or which would subject MOFSL to any registration or licensing requirement within such jurisdiction. The securities described herein may or may not be eligible for sale in all jurisdictions or to certain category of investors. Persons in whose possession this document may come are required to inform themselves of and to observe such restriction. Neither the Firm, not its directors, employees, agents or representatives shall be liable for any damages whether direct or indirect, incidental, special or consequential including lost revenue or lost profits that may arise from or in connection with the use of the information. The person accessing this information specifically agrees to exempt MOFSL or any of its affiliates or employees from, any and all responsibility/liability arising from such misuse and agrees not to hold MOFSL or any of its affiliates or employees responsible for any such misuse and further agrees to hold MOFSL or any of its affiliates or employees free and harmless from all losses, costs, damages, expenses that may be suffered by the person accessing this information due to any errors and delays.

This report is meant for the clients of Motilal Oswal only.

Investment in securities market are subject to market risks. Read all the related documents carefully before investing.

Registration granted by SEBI and certification from NISM in no way guarantee performance of the intermediary or provide any assurance of returns to investors.

Registered Office Address: Motilal Oswal Tower, Rahimtullah Sayani Road, Opposite Parel ST Depot, Prabhadevi, Mumbai-400025; Tel No.: 022 - 71934200 / 71934263; www.motilaloswal.com.

Correspondence Address: Palm Spring Centre, 2nd Floor, Palm Court Complex, New Link Road, Malad (West), Mumbai- 400 064. Tel No: 022 71881000. Details of Compliance Officer: Neeraj Agarwal,

Email Id: na@motilaloswal.com, Contact No.:022-40548085.

Grievance Redressal Cell:

Contact Person	Contact No.	Email ID
Ms. Hemangi Date	022 40548000 / 022 67490600	query@motilaloswal.com
Ms. Kumud Upadhyay	022 40548082	servicehead@motilaloswal.com
Mr. Ajay Menon	022 40548083	am@motilaloswal.com

Registration details of group entities.: Motilal Oswal Financial Services Ltd. (MOFSL): INZ000158836 (BSE/NSE/MCX/NCDEX); CDSL and NSDL: IN-DP-16-2015; Research Analyst: INH000000412 . AMFI: ARN : 146822. IRDA Corporate Agent – CA0579. Motilal Oswal Financial Services Ltd. is a distributor of Mutual Funds, PMS, Fixed Deposit, Insurance, Bond, NCDs and IPO products.

Customer having any query/feedback/ clarification may write to query@motilaloswal.com. In case of grievances for any of the services rendered by Motilal Oswal Financial Services Limited (MOFSL) write to grievances@motilaloswal.com, for DP to dp@grievances@motilaloswal.com.