

# Indraprastha Gas

Estimate change

TP change

Rating change



**CMP: INR185**

**TP: INR225 (+21%)**

**Upgrade to Buy**

## Margin expansion ahead; valuation looks attractive

- In 4QFY25, IGL's adj. EBITDA margin of INR4.6/scm came in below our est. of INR5/scm. Volumes stood at 9.18mmscmd, slightly lower than our est. of 9.29mmscmd. Realization increased sharply by ~INR3/scm QoQ primarily on account of a provision reversal of INR1.14b, while gas cost/opex rose by INR0.5/INR0.8 per scm QoQ, leading to ~INR1.7/scm QoQ expansion in EBITDA margin.
- We upgrade our rating on IGL to BUY considering the following factors:
  - **EBITDA margin bottoming out:** We believe IGL's current EBITDA margin is at the bottom, and the following factors should drive margin expansion: 1) the recent CNG price hike of INR1/INR3 on 7th Apr'25 will support margins. Moreover, with only INR1/kg price hike taken in Delhi since Jun'24, IGL could increase CNG prices further in Delhi, if necessary; and 2) raw material costs have declined in 1QFY26'td. Lower crude oil and Henry Hub index prices, coupled with INR appreciation QoQ, should reduce gas costs going forward.
  - **Our earnings assumptions are conservative:** We build in EBITDA/scm of INR6.2/INR6.5 in FY26/FY27 vs. medium-term guidance of INR7/INR8. Further, we estimate 7% YoY volume growth in both FY26/FY27 vs. 10% YoY growth guided by management in FY26. Upside risks: 1) strong growth in new GAs (growing at 30%+ YoY), and 2) majority of the GAs now reaching EBITDA positive levels.
  - **Valuation at 16.9x FY26E SA P/E looks attractive:** IGL currently trades slightly above its 1yr. fwd. mean – 1 S.D. P/E. However, we believe that earnings have bottomed out now. We now estimate a CAGR of 11%/9% in EBITDA/PAT over FY25-27E. We value IGL at 15x FY27E consol. P/E, and add INR44/sh as value of JVs to arrive at our TP of INR225/sh. At 2.7% FY27E dividend yield and 9% EPS growth, we believe the valuation is attractive. Hence, we upgrade our rating to BUY from Neutral.

## Raw material costs set to decline; 10% YoY volume growth guided

- In the 4QFY25 earnings call, IGL's management guided for **EBITDA margin of INR6-7 per scm in the near term (till 1HFY26) and maintained its long-term EBITDA margin guidance of INR7-8 per scm**. Management believes that INR appreciation, NW gas allocation, and lower R-LNG costs will support margins. Moreover, management stated that IGL could hike prices if required. IGL now has no exposure to spot LNG, which will reduce margin volatility. Additionally, the majority of its R-LNG term contracts are linked to HH prices, further enhancing stability.
- **Management expects volume growth of 10% YoY in FY26**, driven by expected growth of ~8%/13% in CNG/PNG volumes.
- **Other key takeaways from the 4Q earnings call:** 1) the company will incur a capex of INR20b p.a. in FY26/FY27, with INR13-14b to be spent on core business and the rest on solar project/other areas; 2) CNG 3Ws account for ~7-8% of IGL's volumes; 3) MNGL's volumes/PAT grew 19%/7% YoY in FY25; and 4) CNG conversions rose to 18k per month in FY25 from 15.5k in FY24.

Bloomberg	IGL IN
Equity Shares (m)	1400
M.Cap.(INRb)/(USD\$)	259.4 / 3.1
52-Week Range (INR)	285 / 153
1, 6, 12 Rel. Per (%)	-12/-8/-28
12M Avg Val (INR M)	1624

### Financials & Valuations (INR b)

Y/E March	FY25	FY26E	FY27E
Sales	149.3	157.6	166.7
EBITDA	19.8	21.6	24.3
Adj. PAT	14.7	15.3	17.4
Adj. EPS (INR)	10.5	10.9	12.4
EPS Gr. (%)	-16.0	4.4	13.6
BV/Sh.(INR)	66.3	72.8	80.2

### Ratios

Net D:E	-0.2	-0.2	-0.2
RoE (%)	16.5	15.7	16.2
RoCE (%)	15.8	15.1	15.6
Payout (%)	40.5	40.5	40.5

### Valuation

P/E (SA) (x)	17.6	16.9	14.9
P/BV (x)	2.8	2.5	2.3
EV/EBITDA (x)	11.9	10.9	9.6
Div. Yield (%)	2.3	2.4	2.7
FCF Yield (%)	4.2	2.7	3.6

### Shareholding Pattern (%)

As On	Mar-25	Dec-24	Mar-24
Promoter	45.0	45.0	45.0
DII	31.2	31.1	29.2
FII	14.7	14.3	16.8
Others	9.2	9.6	9.0

FII includes depository receipts

**Abhishek Nigam – Research Analyst** (Abhishek.nigam@MotilalOswal.com)

**Rishabh Daga - Research Analyst** (Rishabh.Daga@MotilalOswal.com)

**Investors are advised to refer through important disclosures made at the last page of the Research Report.**

Motilal Oswal research is available on [www.motilaloswal.com/Institutional-Equities](http://www.motilaloswal.com/Institutional-Equities), Bloomberg, Thomson Reuters, Factset and S&P Capital.

### Both adj. EBITDA margin and volume growth below estimates in 4Q

- Total volumes were in line with our estimate at 9.18mmscmd (our est.: 9.29mmscmd), up 5% YoY.
- Both CNG and PNG volumes came in line with estimates.
- EBITDA/scm came in above our est. at INR6. However, adjusted EBITDA/scm came in at INR4.6 (our est. INR5).
- Realization increased by ~INR3/scm QoQ, while gas cost/opex rose by INR0.5/INR0.8 per scm QoQ.
- Increase in realization (~INR1.4scm) was on account of the reversal of provisions amounting to INR1.14b, based on negotiations with OMCs w.r.t trade margins.
- Resulting EBITDA stood 20% above our estimate at INR5b (-5% YoY).
- IGL's PAT came in 18% above our est. at INR3.5b (-9% YoY).
- In FY25, IGL's net sales grew 7% to INR149b, while EBITDA/PAT declined 17%/16% YoY to INR19.8b/INR14.7b.
- We note that spot LNG prices were elevated, averaging USD14/mmbtu in 4Q (flat QoQ). However, spot LNG prices have corrected in 1QFY26 so far, with the current price at ~USD12/mmbtu. On 25th Nov'25, IGL implemented CNG price hikes of ~INR1.5 to INR4 per kg, which impacted ~30%-35% of the regions where IGL's CNG business operates (excluding Delhi). Further, on 7th Apr'25, IGL increased CNG prices by INR1/INR3 per kg in Delhi/other regions.

### Valuation and view

- IGL trades at 16.9x FY26E SA P/E, slightly above its 1yr. fwd. mean – 1 S.D. P/E. However, we believe that earnings have bottomed out now. We estimate EBITDA margin to improve to INR6.2/INR6.5 per scm and volumes to grow 7% YoY in FY26/FY27. Resultant EBITDA/PAT are estimated to clock a CAGR of 11%/9% over FY25-27E.
- We value IGL at 15x FY27E consol. P/E, and add INR44/sh as a value of JVs to arrive at our TP of INR225/sh. At 2.7% FY27E dividend yield and 9% EPS growth, we believe the valuation is attractive. Hence, we upgrade our rating on the stock to BUY from Neutral, with a TP of INR225.

### Standalone Quarterly performance

Y/E March	FY24				FY25				FY24	FY25	FY25	Var. (%)
	1Q	2Q	3Q	4Q	1Q	2Q	3Q	4Q		4QE		
Net Sales	34,070	34,585	35,504	35,968	35,206	36,973	37,591	39,506	1,40,000	1,49,275	36,969	7%
Change (%)	6.7	-2.7	-4.3	-2.3	3.3	6.9	5.9	9.8	-1.0	6.6	2.8	
EBITDA	6,424	6,569	5,582	5,225	5,819	5,359	3,636	4,972	23,669	19,786	4,141	20%
EBITDA (INR/scm)	8.6	8.6	7.2	6.6	7.4	6.5	4.3	6.0	7.7	6.0	5.0	21%
Change (%)	4.0	24.5	30.3	13.4	-9.4	-18.4	-34.9	-4.8	16.3	-16.4	-20.7	
Depreciation	989	1,022	1,018	1,108	1,143	1,184	1,216	1,198	4,138	4,741	1,177	2%
Interest	24	25	18	26	22	23	21	26	92	92	23	
Other Income	457	1,340	610	1,094	727	1,493	1,288	908	3,632	4,416	1,012	-10%
PBT before EO	5,867	6,862	5,155	5,187	5,380	5,645	3,687	4,656	23,072	19,369	3,953	18%
Tax	1,483	1,514	1,235	1,359	1,366	1,334	829	1,164	5,591	4,693	997	17%
Rate (%)	25.3	22.1	23.9	26.2	25.4	23.6	22.5	25.0	24.2	24.2	25.2	
PAT	4,384	5,348	3,921	3,828	4,015	4,311	2,858	3,492	17,481	14,676	2,955	18%
PAT (INR/scm)	5.9	7.0	5.0	4.8	5.1	5.2	3.4	4.2	5.7	4.1	3.5	19%
Change (%)	4.2	28.5	40.9	16.1	-8.4	-19.4	-27.1	-8.8	21.0	-16.0	-22.8	
Gas volumes (mmscmd)												
CNG	6.17	6.25	6.33	6.37	6.45	6.78	6.70	6.71	6.28	6.66	6.80	-1%
PNG	2.03	2.06	2.15	2.35	2.18	2.24	2.41	2.47	2.15	2.32	2.48	0%
Total	8.20	8.30	8.48	8.73	8.63	9.02	9.11	9.18	8.43	8.98	9.29	-1%



## Highlights from the management commentary

### FY25 performance:

- Volumes: 8.98mmscmd in FY25 vs. 8.43mmscmd in FY26
- 6% YoY volume growth – CNG 6%/8% if excl. DTC (954 operational CNG stations as of now)
- D-PNG volumes grew by 12-13%
- I-PNG volumes grew by 13-14%
- Area-wise YoY volume growth and volumes:
  - Delhi (excl. DTC): 5% (2% for Delhi incl. DTC), volumes: 5.38mmscmd
  - NCR: 13%, volumes: 2.28mmscmd
  - Others: 32%, volumes: 0.82mmscmd
- Except Kanpur and Ajmer, all GAs are already EBITDA positive. Both these GAs are also expected to be EBITDA positive in 1QFY26.
- CNG conversion: 18,000+ vehicles added p.m. in FY25 (vs. 15,500 p.m. in FY24)
- Month-wise breakup: Mar'25: 17,500 (50% is from PVs); Feb'25: 17,200; Jan'25: 27,000 and Dec'24: 15,000.

### Margin and volume guidance:

- Management guided for **EBITDA/scm of INR6-7 in the near term (1HFY26) and INR7-8 in the longer run.**
- INR appreciation, NW gas allocation and lower R-LNG costs will help margins.
- With Brent at USD67/bbl and HH at USD3.3/mmbtu, gas costs should come down in 1Q.
- IGL might take price hikes, if required.
- **Volumes are expected to grow at 10% YoY in FY26.**
- CNG/PNG volumes expected to grow at ~8%/13%.
- Target: 0.25m to 0.3m new DPNG connections p.a.

### APM de-allocation details:

- All future APM de-allocation shall be known two quarters in advance. Hence, current APM allocation shall remain constant for the next two quarters at least.

### MNGL and CUGL FY25 performance:

- MNGL volumes grew 19% YoY in FY25, while CUGL volumes rose only 0.3% YoY.
- MNGL PAT was up 7%, whereas CUGL PAT declined YoY.

### Gas sourcing updates:

- Term-gas agreements signed with various suppliers for sourcing **1.65mmscmd R-LNG** (majorly HH linked).
- R-LNG contracts are based on:
  - 65% of IGL's R-LNG contracts are HH linked, due to more stability
  - 8% - HP-HT
  - 27% - Crude linked

### CNG gas sourcing in 4Q:

- 58% is domestic gas
- 3.51mmscmd APM allocation
- 1.38mmscmd is NW Gas
- Rest 42% is via R-LNG
- **IGL has no spot LNG exposure going forward.**

### INR1.14b provision write-back:

- Provision was related to a dispute during Apr'19-Oct'21 period, which has been settled.
- INR3.5-4.5 per kg in newer GAs. In Delhi, the rates are INR5/kg+.
- Trade margin has a pre-determined 5% escalation clause, which is reviewed every three year.

#### **Delhi EV policy 2.0**

- **CNG 3Ws account for ~7-8% of IGL's volumes.**
- IGL has raised concerns with relevant authorities to decouple CNG from fossil fuels or club it with EVs.
- As per the policy, all bus tenders in the future will be EVs.

#### **Portfolio diversification:**

- 500MW solar plant with RVUNG in Rajasthan.
- Equity returns in excess of 14-15% and solar energy can be used captively.
- LNG retail and Biogas are other diversification segments, which shall materialize soon.
- 1 LNG station to be commissioned by end of Jun'25.

#### **Capex:**

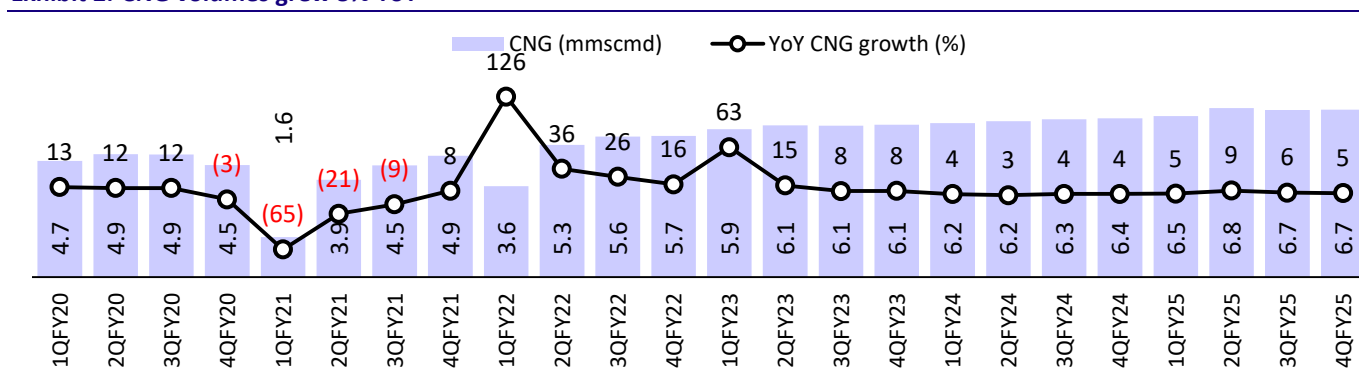
- INR11b+ capex in FY25.
- Capex guidance for FY26/27 increased to INR20b p.a.
- INR13b-INR14b p.a. shall be incurred toward core areas,
- Area-wise capex: Delhi/NCR/Other GAs will be 40%/25%/35%.
- INR5b shall be incurred toward solar project/other areas.

## Key charts for the quarter

Exhibit 1: Operational highlights

Particulars	FY22				FY23				FY24				FY25				4QFY25	
	1Q	2Q	3Q	4Q	1Q	2Q	3Q	4Q	1Q	2Q	3Q	4Q	1Q	2Q	3Q	4Q	YoY (%)	QoQ (%)
Realization (INR/scm)	26.0	27.5	31.5	34.5	44.5	47.8	49.7	49.6	45.7	45.3	45.5	45.3	44.8	44.5	44.9	47.8	5.6	6.6
Gas cost (INR/scm)	11.6	13.9	19.7	21.8	30.2	35.1	38.3	37.6	31.3	31.2	32.6	32.1	31.6	32.6	35.1	35.6	10.7	1.3
Gross Margin (INR/scm)	14.4	13.6	11.8	12.7	14.3	12.7	11.3	12.0	14.4	14.1	12.9	13.1	13.2	11.9	9.7	12.2	-7.1	25.5
EBITDA (INR/scm)	7.9	8.0	6.7	7.2	8.6	7.1	5.7	6.2	8.6	8.6	7.2	6.6	7.4	6.5	4.3	6.0	-8.6	38.7
PAT (INR/scm)	5.0	6.0	4.4	5.2	5.9	5.6	3.7	4.4	5.9	7.0	5.0	4.8	5.1	5.2	3.4	4.2	-12.3	23.9
<b>Volumes</b>																		
CNG (MMSCMD)	3.6	5.3	5.6	5.7	5.9	6.1	6.1	6.1	6.2	6.2	6.3	6.4	6.5	6.8	6.7	6.7	5.2	0.1
PNG (MMSCMD)	1.7	1.9	2.0	2.1	2.0	2.0	2.0	2.1	2.0	2.1	2.2	2.4	2.2	2.2	2.4	2.5	5.0	2.7
<b>Total (MMSCMD)</b>	<b>5.3</b>	<b>7.2</b>	<b>7.7</b>	<b>7.7</b>	<b>7.9</b>	<b>8.1</b>	<b>8.1</b>	<b>8.3</b>	<b>8.2</b>	<b>8.3</b>	<b>8.5</b>	<b>8.7</b>	<b>8.6</b>	<b>9.0</b>	<b>9.1</b>	<b>9.2</b>	<b>5.2</b>	<b>0.8</b>
<b>Per unit realization</b>																		
CNG (INR/scm)	29.3	30.0	34.1	42.8	49.9	52.9	54.6	61.7	50.8	50.9	51.2	51.1	50.9	50.5	50.6	54.2	6.2	7.2
CNG (INR/kg)	41.1	42.0	47.8	60.0	69.9	74.1	76.5	86.4	71.2	71.2	71.6	71.5	71.2	70.6	70.8	75.9	6.2	7.2
PNG (INR/scm)	26.2	30.5	35.4	37.3	46.3	51.3	54.2	52.9	48.1	46.6	46.8	46.1	44.7	44.6	45.6	47.0	2.1	3.1

Exhibit 2: CNG volumes grew 5% YoY



Sources: Company, MOFSL

Exhibit 3: PNG volumes grew 5% YoY

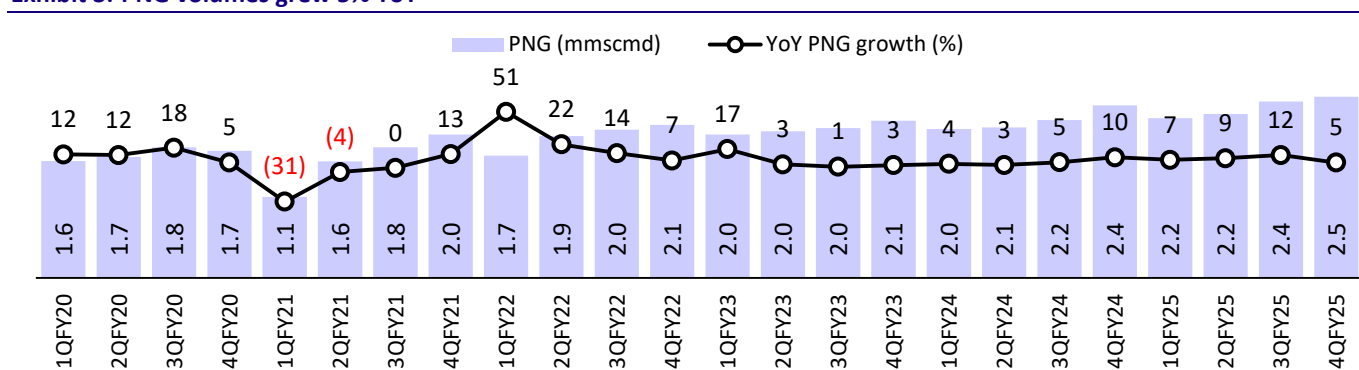
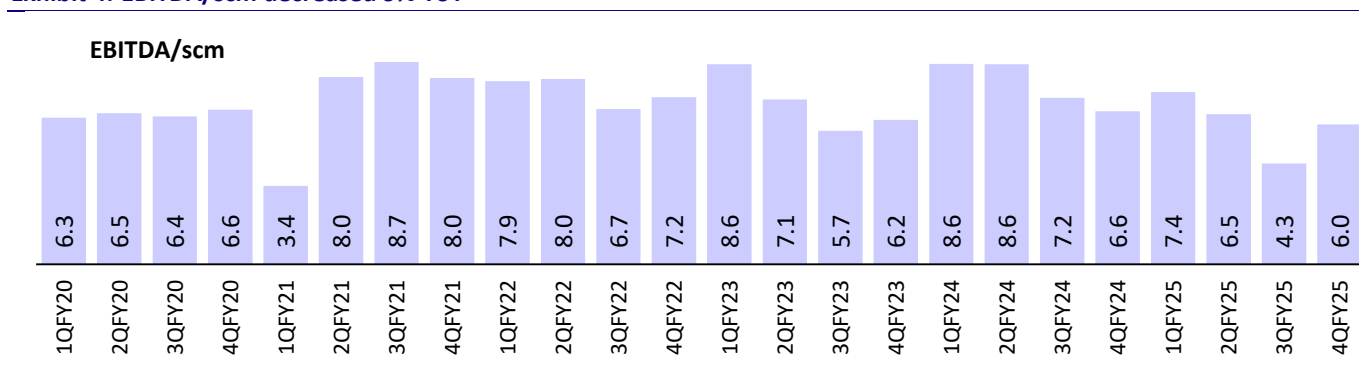


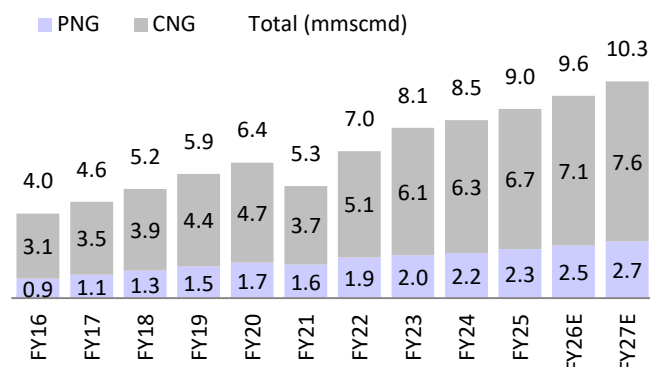
Exhibit 4: EBITDA/scm decreased 9% YoY



Sources: Company, MOFSL

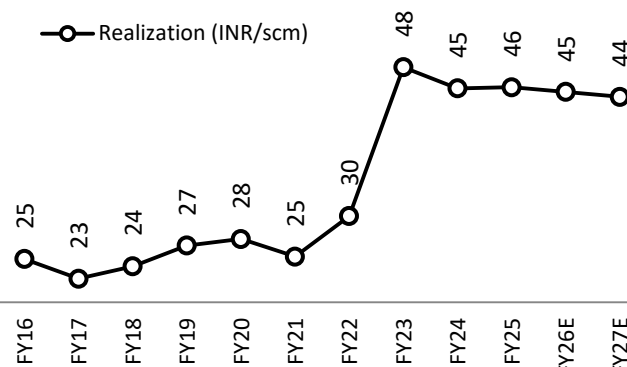
## Story in charts

**Exhibit 5: Volumes to register a CAGR of 7% over FY25-27**



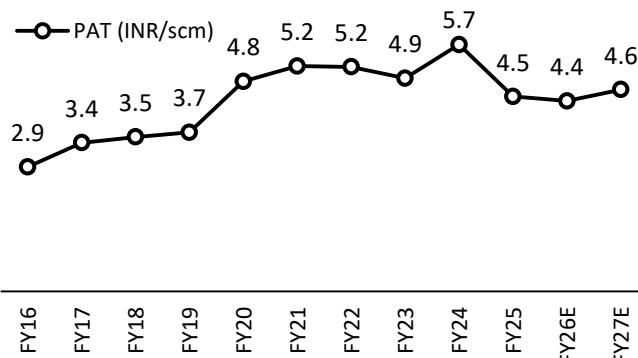
Sources: Company, MOFSL

**Exhibit 6: Realization trends way above historical levels**



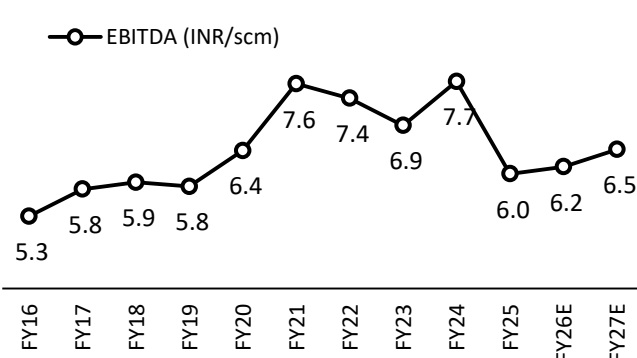
Sources: Company, MOFSL

**Exhibit 7: Profitability (in INR/scm) to moderate in FY26-27E**



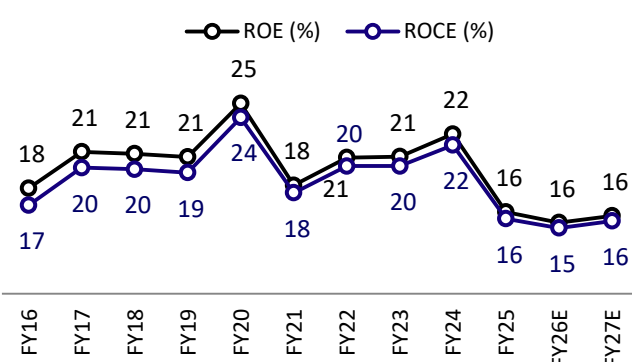
Sources: Company, MOFSL

**Exhibit 8: EBITDA/scm (in INR/scm)**



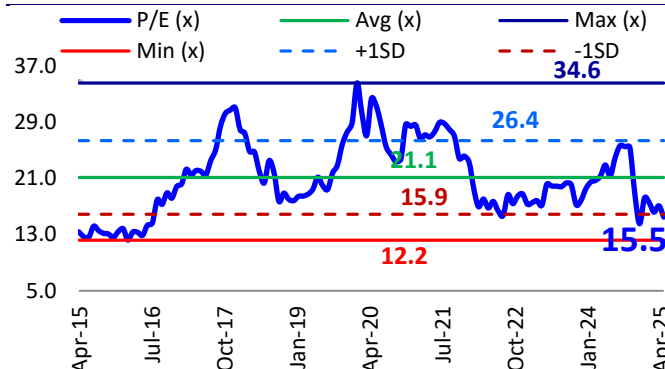
Sources: Company, MOFSL

**Exhibit 9: Return ratios for IGL**



Sources: Company, MOFSL

**Exhibit 10: Stock trades 27% below its long-term P/E avg.**



Sources: Company, MOFSL

## Financials and valuations

Income Statement					(INR m)
Y/E March	FY23	FY24	FY25	FY26E	FY27E
<b>Net Sales</b>	<b>141,407</b>	<b>140,001</b>	<b>149,276</b>	<b>157,600</b>	<b>166,678</b>
Change (%)	83.4	-1.0	6.6	5.6	5.8
<b>EBITDA</b>	<b>20,343</b>	<b>23,669</b>	<b>19,787</b>	<b>21,585</b>	<b>24,282</b>
As a percentage of Net Sales	14.4	16.9	13.3	13.7	14.6
Depreciation	3,634	4,138	4,741	4,923	5,195
Interest	106	92	92	90	86
Other Income	2,674	3,632	4,416	3,911	4,262
<b>PBT</b>	<b>19,277</b>	<b>23,072</b>	<b>19,369</b>	<b>20,483</b>	<b>23,263</b>
Tax	4,827	5,591	4,693	5,162	5,862
Rate (%)	25.0	24.2	24.2	25.2	25.2
<b>PAT</b>	<b>14,451</b>	<b>17,481</b>	<b>14,676</b>	<b>15,321</b>	<b>17,400</b>
<b>Adj. PAT</b>	<b>14,451</b>	<b>17,481</b>	<b>14,676</b>	<b>15,321</b>	<b>17,400</b>
Change (%)	9.9	21.0	-16.0	4.4	13.6

Balance Sheet					(INR m)
Y/E March	FY23	FY24	FY25	FY26E	FY27E
Share Capital	1,400	1,400	2,800	2,800	2,800
Reserves	69,466	84,117	90,040	99,150	109,496
<b>Net Worth</b>	<b>70,866</b>	<b>85,517</b>	<b>92,840</b>	<b>101,950</b>	<b>112,296</b>
Deferred Tax	3,168	3,695	4,563	4,563	4,563
<b>Capital Employed</b>	<b>74,033</b>	<b>89,213</b>	<b>97,403</b>	<b>106,512</b>	<b>116,858</b>
Gross Fixed Assets	86,423	99,272	109,739	118,739	127,739
Less: Depreciation	31,285	35,423	40,163	45,087	50,282
<b>Net Fixed Assets</b>	<b>55,138</b>	<b>63,850</b>	<b>69,575</b>	<b>73,652</b>	<b>77,457</b>
Capital WIP	14,337	13,964	14,857	20,857	26,857
Rights to use assets	2,067	2,139	2,134	2,134	2,134
Investments	6,773	11,576	16,217	16,217	16,217
<b>Curr. Assets, Loans and Adv.</b>					
Inventory	492	522	488	515	544
Debtors	9,034	10,185	7,078	7,473	7,903
Cash and Bank Balance	26,332	21,493	22,568	23,220	25,527
Cash	1,056	2,128	1,361	2,013	4,319
Bank balance	25,276	19,365	21,207	21,207	21,207
Loans and Advances	143	0	153	153	153
Other Current Assets	3,444	7,476	8,819	8,819	8,819
<b>Current Liab. and Prov.</b>					
Liabilities	38,288	35,669	36,597	38,638	40,863
Provisions	5,438	6,324	7,887	7,887	7,887
<b>Net Current Assets</b>	<b>-4,282</b>	<b>-2,317</b>	<b>-5,379</b>	<b>-6,346</b>	<b>-5,805</b>
<b>Application of Funds</b>	<b>74,033</b>	<b>89,213</b>	<b>97,403</b>	<b>106,512</b>	<b>116,858</b>



## Financials and valuations

### Ratios

Y/E March	FY23	FY24	FY25	FY26E	FY27E
<b>Basic (INR)</b>					
EPS (Standalone)	10.3	12.5	10.5	10.9	12.4
EPS (Consolidated)	12.1	15.0	13.1	13.7	15.3
Cash EPS	12.9	15.4	13.9	14.5	16.1
Book Value	50.6	61.1	66.3	72.8	80.2
DPS	6.5	3.7	4.3	4.4	5.0
Payout	63	30	41	41	41
<b>Valuation (x)</b>					
P/E (Standalone)	17.9	14.8	17.6	16.9	14.9
P/E (Consolidated)	15.3	12.3	14.1	13.5	12.1
Cash P/E	14.3	12.0	13.3	12.8	11.5
EV/EBITDA	5.1	4.6	11.9	10.9	9.6
EV/Sales	0.7	0.8	1.6	1.5	1.4
Price/Book Value	3.7	3.0	2.8	2.5	2.3
Dividend Yield (%)	3.5	2.0	2.3	2.4	2.7
<b>Profitability Ratios (%)</b>					
RoE	20.6	22.4	16.5	15.7	16.2
RoCE	19.9	21.5	15.8	15.1	15.6
RoIC	48.6	43.0	26.5	27.7	30.2
<b>Turnover Ratios</b>					
Debtors (No. of Days)	20	15	17	22	22
Asset Turnover (x)	1.9	1.7	1.6	1.5	1.5
<b>Leverage Ratio</b>					
Net Debt/Equity ratio (x)	-0.4	-0.3	-0.2	-0.2	-0.2

### Cash Flow Statement

Y/E March	FY23	FY24	FY25	FY26E	FY27E
<b>(INR m)</b>					
OP/(Loss) before Tax	19,283	23,072	19,369	20,483	23,263
Depreciation	3,634	4,138	4,741	4,923	5,195
Interest and Finance charges	87	68	63	90	86
Direct Taxes Paid	-4,833	-4,871	-3,951	-5,162	-5,862
(Inc.)/Dec. in Wkg. Capital	6,469	-3,828	5,518	1,619	1,765
Others	-2,333	-3,221	-3,687	0	0
<b>CF from Op. Activity</b>	<b>22,306</b>	<b>15,357</b>	<b>22,053</b>	<b>21,954</b>	<b>24,447</b>
(Inc.)/Dec. in FA and CWIP	-12,221	-12,021	-11,216	-15,000	-15,000
<b>Free Cash Flow</b>	<b>10,085</b>	<b>3,335</b>	<b>10,837</b>	<b>6,954</b>	<b>9,447</b>
(Pur.)/Sale of Investments	-56,286	-20,834	-25,380	0	0
Others	60,093	21,908	21,522	0	0
<b>CF from Inv. Activity</b>	<b>-8,414</b>	<b>-10,948</b>	<b>-15,074</b>	<b>-15,000</b>	<b>-15,000</b>
Dividends Paid (incl. tax)	-12,948	-2,797	-7,348	-6,211	-7,054
<b>CF from Fin. Activity</b>	<b>-13,586</b>	<b>-3,337</b>	<b>-7,747</b>	<b>-6,302</b>	<b>-7,140</b>
<b>Inc./(Dec.) in Cash</b>	<b>306</b>	<b>1,072</b>	<b>-767</b>	<b>652</b>	<b>2,307</b>
Add: Opening Balance	750	1,056	2,128	1,361	2,013
<b>Closing Balance</b>	<b>1,056</b>	<b>2,128</b>	<b>1,361</b>	<b>2,013</b>	<b>4,319</b>

Investment in securities market are subject to market risks. Read all the related documents carefully before investing.



Explanation of Investment Rating	
Investment Rating	Expected return (over 12-month)
BUY	>=15%
SELL	< - 10%
NEUTRAL	< - 10 % to 15%
UNDER REVIEW	Rating may undergo a change
NOT RATED	We have forward looking estimates for the stock but we refrain from assigning recommendation

\*In case the recommendation given by the Research Analyst is inconsistent with the investment rating legend for a continuous period of 30 days, the Research Analyst shall be within following 30 days take appropriate measures to make the recommendation consistent with the investment rating legend.

#### Disclosures

The following Disclosures are being made in compliance with the SEBI Research Analyst Regulations 2014 (herein after referred to as the Regulations).

Motilal Oswal Financial Services Ltd. (MOFSL) is a SEBI Registered Research Analyst having registration no. INH000000412. MOFSL, the Research Entity (RE) as defined in the Regulations, is engaged in the business of providing Stock broking services, Depository participant services & distribution of various financial products. MOFSL is a listed public company, the details in respect of which are available on [www.motilaloswal.com](http://www.motilaloswal.com). MOFSL (erstwhile Motilal Oswal Securities Limited - MOSL) is registered with the Securities & Exchange Board of India (SEBI) and is a registered Trading Member with National Stock Exchange of India Ltd. (NSE) and Bombay Stock Exchange Limited (BSE), Multi Commodity Exchange of India Limited (MCX) and National Commodity & Derivatives Exchange Limited (NCDEX) for its stock broking activities & is Depository participant with Central Depository Services Limited (CDSL) National Securities Depository Limited (NSDL), NERL, COMRIS and CCRL and is member of Association of Mutual Funds of India (AMFI) for distribution of financial products and Insurance Regulatory & Development Authority of India (IRDA) as Corporate Agent for insurance products. Details of associate entities of Motilal Oswal Financial Services Limited are available on the website at <http://onlinereports.motilaloswal.com/Dormant/documents/List%20of%20Associate%20companies.pdf>

MOFSL and its associate company(ies), their directors and Research Analyst and their relatives may; (a) from time to time, have a long or short position in, act as principal in, and buy or sell the securities or derivatives thereof of companies mentioned herein. (b) be engaged in any other transaction involving such securities and earn brokerage or other compensation or act as a market maker in the financial instruments of the company(ies) discussed herein or act as an advisor or lender/borrower to such company(ies) or may have any other potential conflict of interests with respect to any recommendation and other related information and opinions; however the same shall have no bearing whatsoever on the specific recommendations made by the analyst(s), as the recommendations made by the analyst(s) are completely independent of the views of the associates of MOFSL even though there might exist an inherent conflict of interest in some of the stocks mentioned in the research report.

MOFSL and / or its affiliates do and seek to do business including investment banking with companies covered in its research reports. As a result, the recipients of this report should be aware that MOFSL may have a potential conflict of interest that may affect the objectivity of this report. Compensation of Research Analysts is not based on any specific merchant banking, investment banking or brokerage service transactions. Details of pending Enquiry Proceedings of Motilal Oswal Financial Services Limited are available on the website at <https://galaxy.motilaloswal.com/ResearchAnalyst/PublishViewLitigation.aspx>

A graph of daily closing prices of securities is available at [www.nseindia.com](http://www.nseindia.com), [www.bseindia.com](http://www.bseindia.com). Research Analyst views on Subject Company may vary based on Fundamental research and Technical Research. Proprietary trading desk of MOFSL or its associates maintains arm's length distance with Research Team as all the activities are segregated from MOFSL research activity and therefore it can have an independent view with regards to Subject Company for which Research Team have expressed their views.

#### Regional Disclosures (outside India)

This report is not directed or intended for distribution to or use by any person or entity resident in a state, country or any jurisdiction, where such distribution, publication, availability or use would be contrary to law, regulation or which would subject MOFSL & its group companies to registration or licensing requirements within such jurisdictions.

#### For Hong Kong:

This report is distributed in Hong Kong by Motilal Oswal capital Markets (Hong Kong) Private Limited, a licensed corporation (CE AYY-301) licensed and regulated by the Hong Kong Securities and Futures Commission (SFC) pursuant to the Securities and Futures Ordinance (Chapter 571 of the Laws of Hong Kong) "SFO". As per SEBI (Research Analyst Regulations) 2014 Motilal Oswal Securities (SEBI Reg. No. INH000000412) has an agreement with Motilal Oswal capital Markets (Hong Kong) Private Limited for distribution of research report in Hong Kong. This report is intended for distribution only to "Professional Investors" as defined in Part I of Schedule 1 to SFO. Any investment or investment activity to which this document relates is only available to professional investor and will be engaged only with professional investors." Nothing here is an offer or solicitation of these securities, products and services in any jurisdiction where their offer or sale is not qualified or exempt from registration. The Indian Analyst(s) who compile this report is/are not located in Hong Kong & are not conducting Research Analysis in Hong Kong.

#### For U.S.

Motilal Oswal Financial Services Limited (MOFSL) is not a registered broker - dealer under the U.S. Securities Exchange Act of 1934, as amended (the "1934 act") and under applicable state laws in the United States. In addition MOFSL is not a registered investment adviser under the U.S. Investment Advisers Act of 1940, as amended (the "Advisers Act" and together with the 1934 Act, the "Acts"), and under applicable state laws in the United States. Accordingly, in the absence of specific exemption under the Acts, any brokerage and investment services provided by MOFSL, including the products and services described herein are not available to or intended for U.S. persons. This report is intended for distribution only to "Major Institutional Investors" as defined by Rule 15a-6(b)(4) of the Exchange Act and interpretations thereof by SEC (henceforth referred to as "major institutional investors"). This document must not be acted on or relied on by persons who are not major institutional investors. Any investment or investment activity to which this document relates is only available to major institutional investors and will be engaged in only with major institutional investors. In reliance on the exemption from registration provided by Rule 15a-6 of the U.S. Securities Exchange Act of 1934, as amended (the "Exchange Act") and interpretations thereof by the U.S. Securities and Exchange Commission ("SEC") in order to conduct business with Institutional Investors based in the U.S., MOFSL has entered into a chaperoning agreement with a U.S. registered broker-dealer, Motilal Oswal Securities International Private Limited. ("MOSIPL"). Any business interaction pursuant to this report will have to be executed within the provisions of this chaperoning agreement.

The Research Analysts contributing to the report may not be registered /qualified as research analyst with FINRA. Such research analyst may not be associated persons of the U.S. registered broker-dealer, MOSIPL, and therefore, may not be subject to NASD rule 2711 and NYSE Rule 472 restrictions on communication with a subject company, public appearances and trading securities held by a research analyst account.

#### For Singapore

In Singapore, this report is being distributed by Motilal Oswal Capital Markets (Singapore) Pte. Ltd. ("MOCMSPL") (UEN 201129401Z), which is a holder of a capital markets services license and an exempt financial adviser in Singapore. This report is distributed solely to persons who (a) qualify as "institutional investors" as defined in section 4A(1)(c) of the Securities and Futures Act of Singapore ("SFA") or (b) are considered "accredited investors" as defined in section 2(1) of the Financial Advisers Regulations of Singapore read with section 4A(1)(a) of the SFA. Accordingly, if a recipient is neither an "institutional investor" nor an "accredited investor", they must immediately discontinue any use of this Report and inform MOCMSPL.

In respect of any matter arising from or in connection with the research you could contact the following representatives of MOCMSPL. In case of grievances for any of the services rendered by MOCMSPL write to [grievances@motilaloswal.com](mailto:grievances@motilaloswal.com).

Nainesh Rajani

Email: [nainesh.rajani@motilaloswal.com](mailto:nainesh.rajani@motilaloswal.com)

Contact: (+65) 8328 0276

#### Specific Disclosures

- Research Analyst and/or his/her relatives do not have a financial interest in the subject company(ies), as they do not have equity holdings in the subject company(ies). MOFSL has financial interest in the subject company(ies) at the end of the week immediately preceding the date of publication of the Research Report: Yes.  
Nature of Financial interest is holding equity shares or derivatives of the subject company
- Research Analyst and/or his/her relatives do not have actual/beneficial ownership of 1% or more securities in the subject company(ies) at the end of the month immediately preceding the date of publication of Research Report.  
MOFSL has actual/beneficial ownership of 1% or more securities of the subject company(ies) at the end of the month immediately preceding the date of publication of Research Report: No
- Research Analyst and/or his/her relatives have not received compensation/other benefits from the subject company(ies) in the past 12 months.  
MOFSL may have received compensation from the subject company(ies) in the past 12 months.
- Research Analyst and/or his/her relatives do not have material conflict of interest in the subject company at the time of publication of research report.  
MOFSL does not have material conflict of interest in the subject company at the time of publication of research report.
- Research Analyst has not served as an officer, director or employee of subject company(ies).

6. MOFSL has not acted as a manager or co-manager of public offering of securities of the subject company in past 12 months.
7. MOFSL has not received compensation for investment banking /merchant banking/brokerage services from the subject company(ies) in the past 12 months.
8. MOFSL may have received any compensation for products or services other than investment banking or merchant banking or brokerage services from the subject company(ies) in the past 12 months.
9. MOFSL may have received compensation or other benefits from the subject company(ies) or third party in connection with the research report.
10. MOFSL has not engaged in market making activity for the subject company.

The associates of MOFSL may have:

financial interest in the subject company

actual/beneficial ownership of 1% or more securities in the subject company at the end of the month immediately preceding the date of publication of the Research Report or date of the public appearance.

received compensation/other benefits from the subject company in the past 12 months

any other potential conflict of interests with respect to any recommendation and other related information and opinions.; however the same shall have no bearing whatsoever on the specific recommendations made by the analyst(s), as the recommendations made by the analyst(s) are completely independent of the views of the associates of MOFSL even though there might exist an inherent conflict of interest in some of the stocks mentioned in the research report.

acted as a manager or co-manager of public offering of securities of the subject company in past 12 months

be engaged in any other transaction involving such securities and earn brokerage or other compensation or act as a market maker in the financial instruments of the company(ies) discussed herein or act as an advisor or lender/borrower to such company(ies)

received compensation from the subject company in the past 12 months for investment banking / merchant banking / brokerage services or from other than said services.

Served subject company as its clients during twelve months preceding the date of distribution of the research report.

The associates of MOFSL has not received any compensation or other benefits from third party in connection with the research report

Above disclosures include beneficial holdings lying in demat account of MOFSL which are opened for proprietary investments only. While calculating beneficial holdings, It does not consider demat accounts which are opened in name of MOFSL for other purposes (i.e holding client securities, collaterals, error trades etc.). MOFSL also earns DP income from clients which are not considered in above disclosures.

Analyst Certification

The views expressed in this research report accurately reflect the personal views of the analyst(s) about the subject securities or issues, and no part of the compensation of the research analyst(s) was, is, or will be directly or indirectly related to the specific recommendations and views expressed by research analyst(s) in this report.

Terms & Conditions:

This report has been prepared by MOFSL and is meant for sole use by the recipient and not for circulation. The report and information contained herein is strictly confidential and may not be altered in any way, transmitted to, copied or distributed, in part or in whole, to any other person or to the media or reproduced in any form, without prior written consent of MOFSL. The report is based on the facts, figures and information that are considered true, correct, reliable and accurate. The intent of this report is not recommendatory in nature. The information is obtained from publicly available media or other sources believed to be reliable. Such information has not been independently verified and no guaranty, representation of warranty, express or implied, is made as to its accuracy, completeness or correctness. All such information and opinions are subject to change without notice. The report is prepared solely for informational purpose and does not constitute an offer document or solicitation of offer to buy or sell or subscribe for securities or other financial instruments for the clients. Though disseminated to all the customers simultaneously, not all customers may receive this report at the same time. MOFSL will not treat recipients as customers by virtue of their receiving this report.

Disclaimer:

The report and information contained herein is strictly confidential and meant solely for the selected recipient and may not be altered in any way, transmitted to, copied or distributed, in part or in whole, to any other person or to the media or reproduced in any form, without prior written consent. This report and information herein is solely for informational purpose and may not be used or considered as an offer document or solicitation of offer to buy or sell or subscribe for securities or other financial instruments. Nothing in this report constitutes investment, legal, accounting and tax advice or a representation that any investment or strategy is suitable or appropriate to your specific circumstances. The securities discussed and opinions expressed in this report may not be suitable for all investors, who must make their own investment decisions, based on their own investment objectives, financial positions and needs of specific recipient. This may not be taken in substitution for the exercise of independent judgment by any recipient. Each recipient of this document should make such investigations as it deems necessary to arrive at an independent evaluation of an investment in the securities of companies referred to in this document (including the merits and risks involved), and should consult its own advisors to determine the merits and risks of such an investment. The investment discussed or views expressed may not be suitable for all investors. Certain transactions -including those involving futures, options, another derivative products as well as non-investment grade securities - involve substantial risk and are not suitable for all investors. No representation or warranty, express or implied, is made as to the accuracy, completeness or fairness of the information and opinions contained in this document. The Disclosures of Interest Statement incorporated in this document is provided solely to enhance the transparency and should not be treated as endorsement of the views expressed in the report. This information is subject to change without any prior notice. The Company reserves the right to make modifications and alterations to this statement as may be required from time to time without any prior approval. MOFSL, its associates, their directors and the employees may from time to time, effect or have effected an own account transaction in, or deal as principal or agent in or for the securities mentioned in this document. They may perform or seek to perform investment banking or other services for, or solicit investment banking or other business from, any company referred to in this report. Each of these entities functions as a separate, distinct and independent of each other. The recipient should take this into account before interpreting the document. This report has been prepared on the basis of information that is already available in publicly accessible media or developed through analysis of MOFSL. The views expressed are those of the analyst, and the Company may or may not subscribe to all the views expressed therein. This document is being supplied to you solely for your information and may not be reproduced, redistributed or passed on, directly or indirectly, to any other person or published, copied, in whole or in part, for any purpose. This report is not directed or intended for distribution to, or use by, any person or entity who is a citizen or resident of or located in any locality, state, country or other jurisdiction, where such distribution, publication, availability or use would be contrary to law, regulation or which would subject MOFSL to any registration or licensing requirement within such jurisdiction. The securities described herein may or may not be eligible for sale in all jurisdictions or to certain category of investors. Persons in whose possession this document may come are required to inform themselves of and to observe such restriction. Neither the Firm, not its directors, employees, agents or representatives shall be liable for any damages whether direct or indirect, incidental, special or consequential including lost revenue or lost profits that may arise from or in connection with the use of the information. The person accessing this information specifically agrees to exempt MOFSL or any of its affiliates or employees from, any and all responsibility/liability arising from such misuse and agrees not to hold MOFSL or any of its affiliates or employees responsible for any such misuse and further agrees to hold MOFSL or any of its affiliates or employees free and harmless from all losses, costs, damages, expenses that may be suffered by the person accessing this information due to any errors and delays.

This report is meant for the clients of Motilal Oswal only.

Investment in securities market are subject to market risks. Read all the related documents carefully before investing.

Registration granted by SEBI and certification from NISM in no way guarantee performance of the intermediary or provide any assurance of returns to investors.

Registered Office Address: Motilal Oswal Tower, Rahimtullah Sayani Road, Opposite Parel ST Depot, Prabhadevi, Mumbai-400025; Tel No.: 022 - 71934200 / 71934263;

www.motilaloswal.com. Correspondence Address: Palm Spring Centre, 2nd Floor, Palm Court Complex, New Link Road, Malad (West), Mumbai- 400 064. Tel No: 022 71881000. Details of Compliance Officer: Neeraj Agarwal, Email Id: na@motilaloswal.com, Contact No.:022-40548085.

Grievance Redressal Cell:

Contact Person	Contact No.	Email ID
Ms. Hemangi Date	022 40548000 / 022 67490600	query@motilaloswal.com
Ms. Kumud Upadhyay	022 40548082	servicehead@motilaloswal.com
Mr. Ajay Menon	022 40548083	am@motilaloswal.com

Registration details of group entities.: Motilal Oswal Financial Services Ltd. (MOFSL): INZ000158836 (BSE/NSE/MCX/NCDEX); CDSL and NSDL: IN-DP-16-2015; Research Analyst: INH000000412. AMFI: ARN : 146822. IRDA Corporate Agent – CA0579. Motilal Oswal Financial Services Ltd. is a distributor of Mutual Funds, PMS, Fixed Deposit, Insurance, Bond, NCDs and IPO products.

Customer having any query/feedback/ clarification may write to query@motilaloswal.com. In case of grievances for any of the services rendered by Motilal Oswal Financial Services Limited (MOFSL) write to grievances@motilaloswal.com, for DP to dpgrievances@motilaloswal.com.