

Indian Energy Exchange

Estimate change	↔
TP change	↔
Rating change	↔

Bloomberg	IEX IN
Equity Shares (m)	892
M.Cap.(INRb)/(USDb)	169.9 / 2
52-Week Range (INR)	244 / 134
1, 6, 12 Rel. Per (%)	7/6/13
12M Avg Val (INR M)	2170

Financials & Valuations		(INR b)		
Y/E March	FY25	FY26E	FY27E	
Sales	5.4	6.0	6.9	
EBITDA	4.6	5.2	5.9	
Adj. PAT	4.1	4.6	5.3	
EPS (INR)	4.7	5.1	5.9	
EPS Gr.%	21.4	10.5	14.7	
BV/Sh. (INR)	12.3	14.4	16.7	
Ratios				
Net D:E	(0.1)	(0.2)	(0.3)	
RoE (%)	40.5	38.5	37.9	
RoCE (%)	39.5	37.7	37.2	
Payout (%)	64.5	60.0	60.0	
Valuation				
P/E (x)	40.9	37.0	32.3	
P/B (x)	15.5	13.2	11.4	
EV/EBITDA (x)	37.0	32.3	27.7	
Div. yield (%)	1.6	1.6	1.9	

Shareholding Pattern (%)			
As On	Mar-25	Dec-24	Mar-24
Promoter	0.0	0.0	0.0
DII	34.2	32.8	27.3
FII	16.4	16.5	11.2
Others	49.5	50.7	61.6
FII includes depository receipts			

CMP: INR191 TP: INR209 (+10%) Neutral

Strong volume growth partly offset by soft transaction fees

- Indian Energy Exchange (IEX) reported standalone revenue for 4QFY25 at INR1.4b (+16.5% YoY), below our estimate by 7%, due to a lower-than-estimated per-unit transaction fee (-8.6% YoY, -6.8% QoQ). The reported standalone PAT was in line with our est. at INR1.12b (+17.8% YoY), led by an 18% YoY rise in electricity volumes and other income.
- IEX's overall volumes rose ~27% YoY in 4QFY25, with electricity volumes increasing 18% YoY and renewable (RE) volumes surging 107.5% YoY.
- IEX holds a dominant market position, with a combined market share of 84% in FY25. Pending approvals for an 11-month contract and the Green RTM market are expected to enhance volume growth opportunities.
- Volumes in the DAM segment moderated to 44% of total volumes in FY25 from 53% in FY23. Further, new categories such as G-DAM were 6% of total volumes compared to 4% in FY23. Strong volume growth in RECs led to a rise in its contribution to 13% of total volumes in FY25 from 6% in FY23, aided by the company's strategic pricing discounts to drive participation. While concerns around market coupling have subsided somewhat, it remains a risk.
- The stock is currently trading at 37x FY26E P/E, at a notable premium to its LT average 1-yr fwd P/E of 28x. Given IEX's expected PAT CAGR of 13% over FY25-FY27, we believe the current valuations are not inexpensive anymore. We reiterate our Neutral rating on the stock with a TP of INR209.**

PAT in line; transaction fee per unit down 8.6% YoY in 4QFY25

- IEX reported a 4QFY25 standalone revenue of INR1.4b (+16.5% YoY), 7% below our estimate, due to a lower-than-estimated per-unit transaction fee.
- The reported standalone PAT was in line at INR1.12b (+17.8% YoY), driven by an 18% YoY jump in electricity volumes and other income.

Operational performance:

- In 4QFY25, electricity volumes were up 18% YoY to 31.7BUs.
- Within the electricity volume segment, the Day Ahead Market (DAM) was up 13.5% YoY. Volumes of the Term Ahead Market (TAM) dipped 7.6% YoY in 4QFY25.
- Renewable energy certificates (RECs) traded in 4QFY25 stood at 6.7m (+107.5% YoY).
- The green market segment reported a strong performance, with volumes surging 100.5% YoY to reach 1.9BUs.
- In the gas market, the Indian Gas Exchange (IGX) posted a 132% YoY jump in traded volumes in 4QFY25, reaching 20.2m MMBtu. Reported PAT grew 102.9% YoY to INR89m.
- The Board has recommended a final dividend of INR1.50/share for FY25 (Record date: 16th May'25).

Strong volume growth in FY25 drives PAT momentum

- In FY25, traded electricity volumes were up 19% YoY to ~120.7BUs. About 17.8m RECs were traded during FY25, a surge of 136% YoY.
- Consolidated revenue grew 19% YoY to INR6.5b in FY25, while reported PAT rose 22% YoY to INR4.29b vs. INR3.5b in FY24.
- For FY25, India's electricity consumption stood at 1,694BUs, a 4.4% increase YoY.
- Sell liquidity in the DAM segment rose 36% YoY in FY'25, helping keep prices competitive. The market clearing price declined by 14.7% YoY to INR4.47/unit (INR5.24/unit in FY'24).
- IGX recorded gas volumes at 60m MMBtu in FY'25 (+47% YoY), while its PAT rose 34.3% YoY to INR310m.

Highlights of IEX's 4QFY25 performance

Performance highlights and market developments

- Electricity volumes in 4QFY25 grew 18% YoY to 31.7BUs, while total volumes for FY25 increased 18.7% to 121BUs.
- Standalone profit in 4QFY25 stood at INR1.12b, reflecting a 17.8% YoY growth; revenue rose 16.5% to INR1.4b.
- IGX traded 20.2m MMBTU in 4QFY25, up 132% YoY, mainly since Reliance and ONGC started domestic gas production, and they sold a good part of this in the market. IEX's reported PAT surged 102.9% YoY to INR89m.

Other highlights:

- IEX holds an 84% market share in the electricity segment and 60% in RECs.
- For FY25, IEX's market share for the collective segment, i.e., DAM, and RTM, is ~99.8% and for bilateral, it is ~35%.
- IEX is awaiting CERC approval to extend Term-Ahead Market (TAM) contracts from 90 days to 11 months, tapping into a 40BUs addressable trader market.
- New electricity contracting models like battery storage, FDRE, and virtual PPAs are set to deepen market integration.

Valuation and view

- Our TP of INR209 for IEX is based on the following:
- We value the business at FY27E EPS of 5.9 with a P/E multiple of 35x. This compares with the mean one-year forward P/E of 28x.
- We have not assumed any value for IGX's stake in our valuation.

Standalone Qtrly performance

(InR m)

Y/E March	FY24				FY25				FY24	FY25	FY25E	Var.	YoY	QoQ
	1Q	2Q	3Q	4Q	1Q	2Q	3Q	4Q			4QE	%	%	%
Net Sales	1,040	1,085	1,153	1,213	1,236	1,392	1,313	1,413	4,492	5,354	1,519	-7%	16.5	7.6
YoY Change (%)	5.8	14.0	15.0	13.3	18.8	28.3	13.9	16.5	12.0	19.2	25.2			
EBITDA	816	922	999	1,049	1,000	1,203	1,128	1,220	3,785	4,551	1,299	-6%	16.3	8.1
Margin (%)	78.4	84.9	86.6	86.5	81.0	86.4	85.9	86.3	84.3	85.0	85.6			
Depreciation	50	51	52	52	52	53	54	53	204	212	53	-1%	1.0	-2.5
Interest	7	7	7	7	7	7	7	6	28	26	8	-26%	-14.8	-8.7
Other Income	232	244	258	282	308	286	285	310	1,016	1,189	272	14%	9.9	8.5
PBT before EO items	991	1,108	1,198	1,271	1,249	1,429	1,353	1,471	4,568	5,502	1,510			
Extraordinary Inc / (Exp)	0	0	0	0	0	0	0	0	0	0	0			
PBT	991	1,108	1,198	1,271	1,249	1,429	1,353	1,471	4,568	5,502	1,510	-3%	15.7	8.7
Tax	250	279	305	320	315	368	322	351	1,154	1,356	392	-11%	9.5	9.0
Rate (%)	25.2	25.2	25.5	25.2	25.2	25.8	23.8	23.8	25.3	24.6	25.9			
JV and Associates	0	0	0	0	0	0	0	0	0	0	0			
Reported PAT	741	829	893	951	934	1,061	1,031	1,120	3,414	4,146	1,118	0%	17.8	8.6
Adj PAT	741	829	893	951	934	1,061	1,031	1,120	3,414	4,146	1,118	0%	17.8	8.6
YoY Change (%)	8.1	18.3	25.5	14.8	26.0	28.0	15.5	17.8	16.7	21.4	17.6			
Margin (%)	71.3	76.4	77.5	78.4	75.6	76.2	78.6	79.3	76.0	77.5	73.6			

IEX – Valuation table

Particulars	Units	Amount
FY27 EPS	INR	5.9
Valuation multiple	(x)	35
Target Price	INR	209
CMP	INR	190
Upside / (Downside)	%	10%

Source: MOFSL



Highlights from the management commentary

■ Financial performance and market overview

- Standalone profit in 4QFY25 stood at INR1.12b, reflecting a 17.8% YoY growth; revenue rose 16.5% to INR1.4b.
- In FY25, Consolidated revenue grew 19% YoY to INR6.5b, while reported PAT rose 22% YoY to INR4.29b vs. INR3.5b in FY24.
- The company declared a final dividend of INR1.50/share.

■ Trading volumes and market segments

- Electricity volumes in 4QFY25 grew 18% YoY to 31.7BUs, while total volumes for FY25 increased 18.7% to 121BUs.
- Renewable Energy Certificates (RECs): 6.8m RECs traded in 4QFY25 (+108% YoY). 17.8m RECs issued in FY25 (+136% YoY).
- Real-Time Market (RTM): 9.7BUs in 4QFY25 (+29% YoY). 39BUs in FY25 (+29% YoY), highlighting RTM's role in balancing short-term demand and integrating renewables.
- Green Market: 1.9 BUs in 4QFY25 (+100% YoY). 8.7BUs in FY25 (+171% YoY), aiding Renewable Purchase Obligation (RPO) compliance.

■ IGX performance

- IGX traded 20.2m MMBTU in 4QFY25, up 132% YoY mainly as Reliance and ONGC started domestic gas production and they sold a good part of this for the market. Reported PAT grew 102.9% YoY to INR89m.
- Trading volumes for FY25 stood at 60m MMBTU, reflecting a 47% growth YoY. PAT was INR309m, a 34% YoY growth.

■ Market share and market coupling

- For FY25, IEX's market share for the collective segment, i.e. DAM, and RTM, is ~99.8% and for bilateral, it is ~35%. Overall market share of 84.2% in the electricity trading segment. In RECs, the market share was ~60%.
- No update has been received from CERC for potential market coupling,

■ Regulatory and Product Development

- Awaiting CERC approval to extend Term-Ahead Market (TAM) contracts from 90 days to 11 months, tapping into a 40BUs addressable trader market.
- The green RTM petition hearing was completed and public comments on the petition hosted on the CERC website have been closed. This segment will enable resellers to earn a price premium over conventional power and help buyers meet RPOs.

■ URS Power and LPSC Regulation

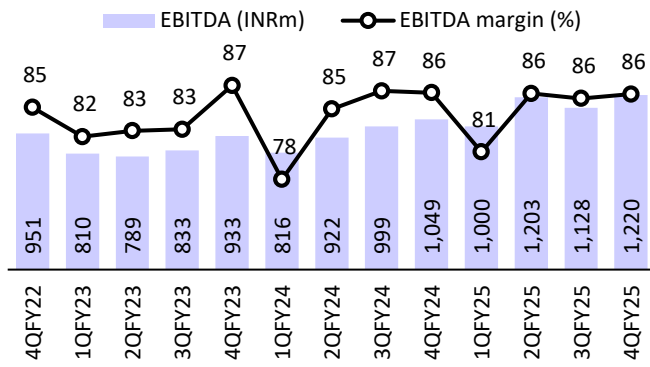
- Amendments to the Late Payment Surcharge (LPSC) rules now mandate state government generating stations to sell Un-Requisitioned Surplus (URS) power on exchanges. 100–120 MUs/day of URS power is now available; 15–20 MUs/day is being cleared.
- Further liquidity increase is expected once similar mandates are extended to private generators.

■ Emerging Market Models

- New models like Battery Storage, FDRE, and Virtual PPAs (VPPSs) are set to deepen market integration.
- VPPA activity has begun, with 1,500 MW registered; this power appears as conventional in the exchange, contributing to increased solar hour supply.

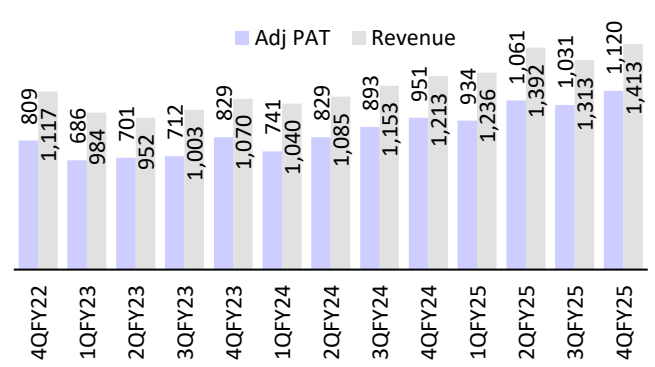
Story in charts – 4QFY25

Exhibit 1: Standalone EBITDA & EBITDA margin



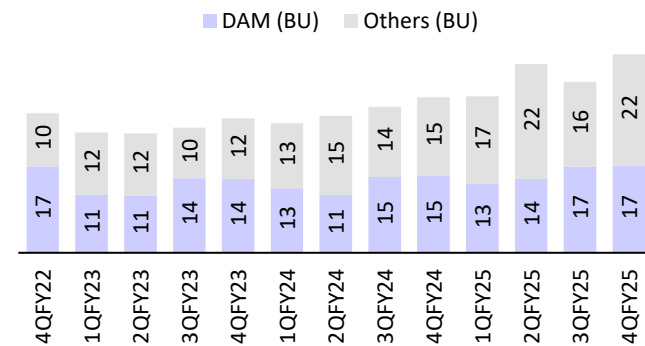
Source: Company, MOFSL

Exhibit 2: Standalone revenue & PAT (INR m)



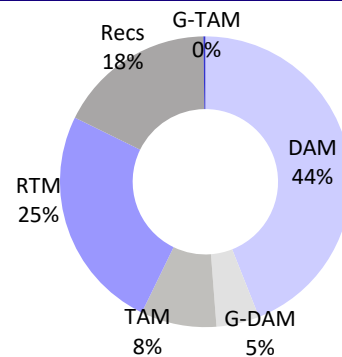
Source: Company, MOFSL

Exhibit 3: Share of DAM volumes in the total volume



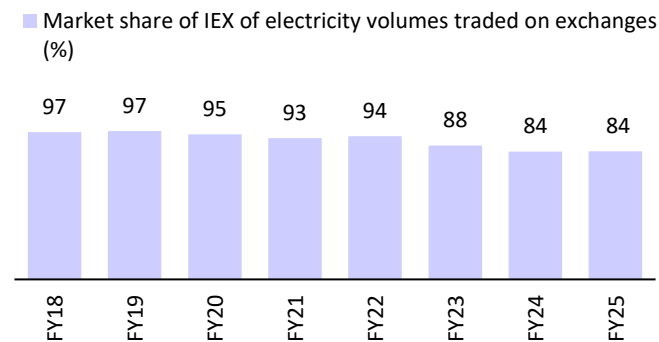
Source: Company, MOFSL

Exhibit 4: Volume break-up in 4QFY25



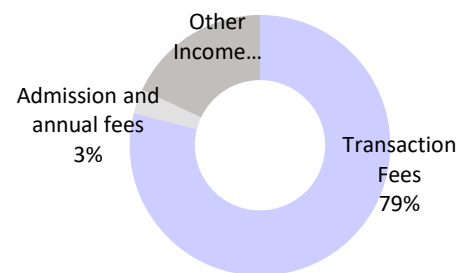
Source: Company, MOFSL

Exhibit 5: IEX's market share among exchanges



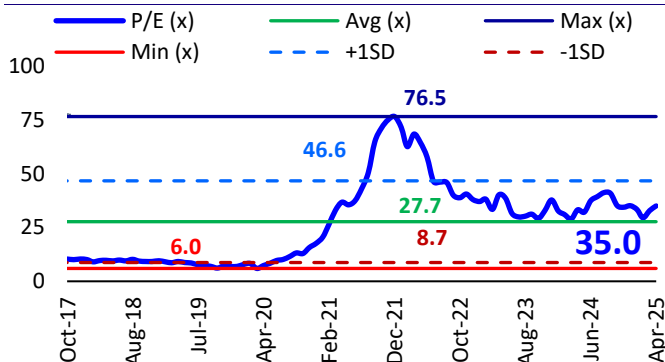
Source: Company, MOFSL

Exhibit 6: Break-up of standalone revenue for 4QFY25



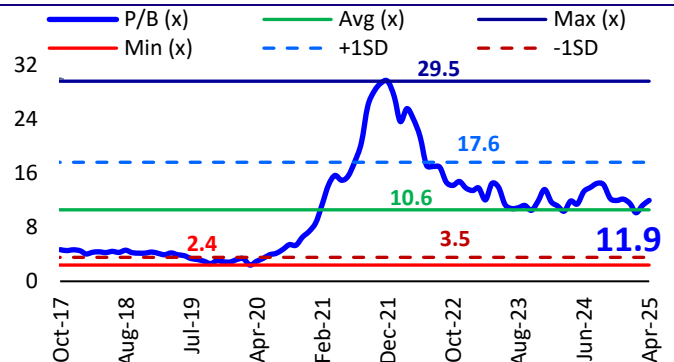
Source: Company, MOFSL

Exhibit 7: One-year forward P/E



Source: Company, MOFSL

Exhibit 8: One-year forward P/B



Source: Company, MOFSL

Financials and valuations

Standalone Income Statement

(InR m)

Y/E March	FY23	FY24	FY25	FY26E	FY27E
Net Sales	4,009	4,492	5,354	6,008	6,880
Change (%)	-5.8	12.0	19.2	12.2	14.5
Transaction fees	3,807	4,289	5,169	5,812	6,684
Volumes (excl. REC) - BU	97	110	139	155	179
Other revenue	202	202	185	196	196
Total Expenses	644	707	803	852	953
Gross Profit	4,009	4,492	5,354	6,008	6,880
EBITDA	3,365	3,785	4,551	5,157	5,927
EBITDAM (%)	83.9	84.3	85.0	85.8	86.1
Depn. & Amortization	186	204	212	195	199
EBIT	3,179	3,581	4,339	4,962	5,728
Net Interest	25	28	26	26	26
Other income	732	1,016	1,189	1,146	1,273
PBT	3,887	4,568	5,502	6,081	6,975
Tax	960	1,154	1,356	1,498	1,719
Rate (%)	24.7	25.3	24.6	24.6	24.6
Reported PAT	2,927	3,414	4,146	4,583	5,257
Adjusted PAT	2,927	3,414	4,146	4,583	5,257
Change (%)	-3.2	16.7	21.4	10.5	14.7

Standalone Balance Sheet

(InR m)

Y/E March	FY23	FY24	FY25	FY26E	FY27E
Share Capital	891	891	891	891	891
Reserves	6,954	8,591	10,087	11,920	14,022
Net Worth	7,845	9,482	10,977	12,811	14,913
Deferred Tax Liability	220	307	346	346	346
Capital Employed	8,065	9,789	11,324	13,157	15,259
Gross Block	1,944	2,076	2,153	2,273	2,413
Less: Accum. Depn.	842	1,046	1,258	1,453	1,652
Net Fixed Assets	1,102	1,007	867	793	733
Capital WIP	38	30	41	41	41
Investments	5,197	4,481	4,205	4,205	4,205
Curr. Assets	8,051	11,974	16,458	18,366	20,528
Account Receivables	70	8	20	20	20
Current Investments	6,847	8,617	11,766	11,766	11,766
Cash and Cash Equivalents	645	1,852	1,126	3,034	5,196
Cash balance	569	1,478	1,066	2,974	5,136
Bank balance	76	374	60	60	60
Others	489	1,497	3,546	3,546	3,546
Curr. Liability & Prov.	6,323	7,702	10,249	10,249	10,249
Account Payables	4,024	26	33	33	33
Provisions & Others	2,299	7,677	10,215	10,215	10,215
Net Curr. Assets	1,728	4,271	6,210	8,118	10,279
Appl. of Funds	8,065	9,789	11,324	13,157	15,259

Financials and valuations

Ratios

Y/E March	FY23	FY24	FY25	FY26E	FY27E
Basic (INR)					
EPS	3.3	3.8	4.7	5.1	5.9
Cash EPS	3.5	4.1	4.9	5.4	6.1
BV/Share	8.8	10.6	12.3	14.4	16.7
DPS	1.0	2.5	3.0	3.1	3.5
Payout (%)	30.4	65.2	64.5	60.0	60.0
Dividend yield (%)	0.5	1.3	1.6	1.6	1.9
Valuation (x)					
P/E	58.0	49.7	40.9	37.0	32.3
Cash P/E	54.5	46.9	38.9	35.5	31.1
P/BV	21.6	17.9	15.5	13.2	11.4
EV/EBITDA	50.2	44.3	37.0	32.3	27.7
Dividend Yield (%)	0.5	1.3	1.6	1.6	1.9
Return Ratios (%)					
RoE	39.4	39.4	40.5	38.5	37.9
RoCE (post-tax)	38.6	38.6	39.5	37.7	37.2
RoIC (post-tax)	79.7	95.4	69.7	63.2	73.8
Working Capital Ratios					
Fixed Asset Turnover (x)	3.6	4.5	6.2	7.6	9.4
Asset Turnover (x)	0.5	0.5	0.5	0.5	0.5
Debtor (Days)	6	1	1	1	1
Payable (Days)	366	2	2	2	2

Standalone Cash flow statement

Y/E March	FY23	FY24	FY25	FY26E	FY27E
EBITDA					
WC	-2,690	263	1,020	0	0
Others	30	14	34	0	0
Direct taxes (net)	-930	-1,061	-1,309	-1,498	-1,719
CF from Op. Activity	-225	3,001	4,296	3,658	4,208
Capex	-87	-132	-77	-120	-140
FCFF	-312	2,869	4,219	3,538	4,068
Interest income	79	228	411	546	773
Others	709	-357	-2,323	600	500
CF from Inv. Activity	700	-262	-1,989	1,026	1,133
Share capital	0	0	0	0	0
Borrowings	0	0	0	0	0
Finance cost	-2	-2	-1	-26	-26
Dividend	-897	-1,780	-2,670	-2,750	-3,154
Others	-1,249	-49	-47	0	0
CF from Fin. Activity	-2,148	-1,831	-2,718	-2,776	-3,180
(Inc)/Dec in Cash	-1,673	909	-412	1,908	2,162
Opening balance	2,242	569	1,478	1,066	2,974
Closing balance	569	1,478	1,066	2,974	5,136

Investment in securities market are subject to market risks. Read all the related documents carefully before investing.

NOTES

Explanation of Investment Rating	
Investment Rating	Expected return (over 12-month)
BUY	>=15%
SELL	< - 10%
NEUTRAL	< - 10 % to 15%
UNDER REVIEW	Rating may undergo a change
NOT RATED	We have forward looking estimates for the stock but we refrain from assigning recommendation

*In case the recommendation given by the Research Analyst is inconsistent with the investment rating legend for a continuous period of 30 days, the Research Analyst shall be within following 30 days take appropriate measures to make the recommendation consistent with the investment rating legend.

Disclosures

The following Disclosures are being made in compliance with the SEBI Research Analyst Regulations 2014 (herein after referred to as the Regulations).

Motilal Oswal Financial Services Ltd. (MOFSL) is a SEBI Registered Research Analyst having registration no. INH000000412. MOFSL, the Research Entity (RE) as defined in the Regulations, is engaged in the business of providing Stock broking services, Depository participant services & distribution of various financial products. MOFSL is a listed public company, the details in respect of which are available on www.motilaloswal.com. MOFSL (erstwhile Motilal Oswal Securities Limited - MOSL) is registered with the Securities & Exchange Board of India (SEBI) and is a registered Trading Member with National Stock Exchange of India Ltd. (NSE) and Bombay Stock Exchange Limited (BSE), Multi Commodity Exchange of India Limited (MCX) and National Commodity & Derivatives Exchange Limited (NCDEX) for its stock broking activities & is Depository participant with Central Depository Services Limited (CDSL) National Securities Depository Limited (NSDL), NERL, COMRIS and CCRL and is member of Association of Mutual Funds of India (AMFI) for distribution of financial products and Insurance Regulatory & Development Authority of India (IRDA) as Corporate Agent for insurance products. Details of associate entities of Motilal Oswal Financial Services Limited are available on the website at <http://online.reports.motilaloswal.com/Dormant/documents/List%20of%20Associate%20companies.pdf>

MOFSL and its associate company(ies), their directors and Research Analyst and their relatives may; (a) from time to time, have a long or short position in, act as principal in, and buy or sell the securities or derivatives thereof of companies mentioned herein. (b) be engaged in any other transaction involving such securities and earn brokerage or other compensation or act as a market maker in the financial instruments of the company(ies) discussed herein or act as an advisor or lender/borrower to such company(ies) or may have any other potential conflict of interests with respect to any recommendation and other related information and opinions; however the same shall have no bearing whatsoever on the specific recommendations made by the analyst(s), as the recommendations made by the analyst(s) are completely independent of the views of the associates of MOFSL even though there might exist an inherent conflict of interest in some of the stocks mentioned in the research report.

MOFSL and / or its affiliates do and seek to do business including investment banking with companies covered in its research reports. As a result, the recipients of this report should be aware that MOFSL may have a potential conflict of interest that may affect the objectivity of this report. Compensation of Research Analysts is not based on any specific merchant banking, investment banking or brokerage service transactions. Details of pending Enquiry Proceedings of Motilal Oswal Financial Services Limited are available on the website at <https://galaxy.motilaloswal.com/ResearchAnalyst/PublishViewLitigation.aspx>

A graph of daily closing prices of securities is available at www.nseindia.com, www.bseindia.com. Research Analyst views on Subject Company may vary based on Fundamental research and Technical Research. Proprietary trading desk of MOFSL or its associates maintains arm's length distance with Research Team as all the activities are segregated from MOFSL research activity and therefore it can have an independent view with regards to Subject Company for which Research Team have expressed their views.

Regional Disclosures (outside India)

This report is not directed or intended for distribution to or use by any person or entity resident in a state, country or any jurisdiction, where such distribution, publication, availability or use would be contrary to law, regulation or which would subject MOFSL & its group companies to registration or licensing requirements within such jurisdictions.

For Hong Kong:

This report is distributed in Hong Kong by Motilal Oswal capital Markets (Hong Kong) Private Limited, a licensed corporation (CE AYY-301) licensed and regulated by the Hong Kong Securities and Futures Commission (SFC) pursuant to the Securities and Futures Ordinance (Chapter 571 of the Laws of Hong Kong) "SFO". As per SEBI (Research Analyst Regulations) 2014 Motilal Oswal Securities (SEBI Reg. No. INH000000412) has an agreement with Motilal Oswal capital Markets (Hong Kong) Private Limited for distribution of research report in Hong Kong. This report is intended for distribution only to "Professional Investors" as defined in Part I of Schedule 1 to SFO. Any investment or investment activity to which this document relates is only available to professional investor and will be engaged only with professional investors." Nothing here is an offer or solicitation of these securities, products and services in any jurisdiction where their offer or sale is not qualified or exempt from registration. The Indian Analyst(s) who compile this report is/are not located in Hong Kong & are not conducting Research Analysis in Hong Kong.

For U.S.

Motilal Oswal Financial Services Limited (MOFSL) is not a registered broker - dealer under the U.S. Securities Exchange Act of 1934, as amended (the "1934 act") and under applicable state laws in the United States. In addition MOFSL is not a registered investment adviser under the U.S. Investment Advisers Act of 1940, as amended (the "Advisers Act" and together with the 1934 Act, the "Acts"), and under applicable state laws in the United States. Accordingly, in the absence of specific exemption under the Acts, any brokerage and investment services provided by MOFSL, including the products and services described herein are not available to or intended for U.S. persons. This report is intended for distribution only to "Major Institutional Investors" as defined by Rule 15a-6(b)(4) of the Exchange Act and interpretations thereof by SEC (henceforth referred to as "major institutional investors"). This document must not be acted on or relied on by persons who are not major institutional investors. Any investment or investment activity to which this document relates is only available to major institutional investors and will be engaged in only with major institutional investors. In reliance on the exemption from registration provided by Rule 15a-6 of the U.S. Securities Exchange Act of 1934, as amended (the "Exchange Act") and interpretations thereof by the U.S. Securities and Exchange Commission ("SEC") in order to conduct business with Institutional Investors based in the U.S., MOFSL has entered into a chaperoning agreement with a U.S. registered broker-dealer, Motilal Oswal Securities International Private Limited. ("MOSIPL"). Any business interaction pursuant to this report will have to be executed within the provisions of this chaperoning agreement.

The Research Analysts contributing to the report may not be registered/qualified as research analyst with FINRA. Such research analyst may not be associated persons of the U.S. registered broker-dealer, MOSIPL, and therefore, may not be subject to NASD rule 2711 and NYSE Rule 472 restrictions on communication with a subject company, public appearances and trading securities held by a research analyst account.

For Singapore

In Singapore, this report is being distributed by Motilal Oswal Capital Markets (Singapore) Pte. Ltd. ("MOCMSPL") (UEN 201129401Z), which is a holder of a capital markets services license and an exempt financial adviser in Singapore. This report is distributed solely to persons who (a) qualify as "institutional investors" as defined in section 4A(1)(c) of the Securities and Futures Act of Singapore ("SFA") or (b) are considered "accredited investors" as defined in section 2(1) of the Financial Advisers Regulations of Singapore read with section 4A(1)(a) of the SFA. Accordingly, if a recipient is neither an "institutional investor" nor an "accredited investor", they must immediately discontinue any use of this Report and inform MOCMSPL.

In respect of any matter arising from or in connection with the research you could contact the following representatives of MOCMSPL. In case of grievances for any of the services rendered by MOCMSPL write to grievances@motilaloswal.com.

Nainesh Rajani

Email: nainesh.rajani@motilaloswal.com

Contact: (+65) 8328 0276

Specific Disclosures

- Research Analyst and/or his/her relatives do not have a financial interest in the subject company(ies), as they do not have equity holdings in the subject company(ies).
MOFSL has financial interest in the subject company(ies) at the end of the week immediately preceding the date of publication of the Research Report: Yes.
Nature of Financial interest is holding equity shares or derivatives of the subject company
- Research Analyst and/or his/her relatives do not have actual/beneficial ownership of 1% or more securities in the subject company(ies) at the end of the month immediately preceding the date of publication of Research Report.
MOFSL has actual/beneficial ownership of 1% or more securities of the subject company(ies) at the end of the month immediately preceding the date of publication of Research Report: No
- Research Analyst and/or his/her relatives have not received compensation/other benefits from the subject company(ies) in the past 12 months.
MOFSL may have received compensation from the subject company(ies) in the past 12 months.
- Research Analyst and/or his/her relatives do not have material conflict of interest in the subject company at the time of publication of research report.
MOFSL does not have material conflict of interest in the subject company at the time of publication of research report.
- Research Analyst has not served as an officer, director or employee of subject company(ies).
- MOFSL has not acted as a manager or co-manager of public offering of securities of the subject company in past 12 months.
- MOFSL has not received compensation for investment banking /merchant banking/brokerage services from the subject company(ies) in the past 12 months.
- MOFSL may have received any compensation for products or services other than investment banking or merchant banking or brokerage services from the subject company(ies) in the past 12 months.
- MOFSL may have received compensation or other benefits from the subject company(ies) or third party in connection with the research report.
- MOFSL has not engaged in market making activity for the subject company.

The associates of MOFSL may have:
financial interest in the subject company

- actual/beneficial ownership of 1% or more securities in the subject company at the end of the month immediately preceding the date of publication of the Research Report or date of the public appearance.
- received compensation/other benefits from the subject company in the past 12 months
- any other potential conflict of interests with respect to any recommendation and other related information and opinions.; however the same shall have no bearing whatsoever on the specific recommendations made by the analyst(s), as the recommendations made by the analyst(s) are completely independent of the views of the associates of MOFSL even though there might exist an inherent conflict of interest in some of the stocks mentioned in the research report.
- acted as a manager or co-manager of public offering of securities of the subject company in past 12 months
- be engaged in any other transaction involving such securities and earn brokerage or other compensation or act as a market maker in the financial instruments of the company(ies) discussed herein or act as an advisor or lender/borrower to such company(ies)
- received compensation from the subject company in the past 12 months for investment banking / merchant banking / brokerage services or from other than said services.
- Served subject company as its clients during twelve months preceding the date of distribution of the research report.

The associates of MOFSL has not received any compensation or other benefits from third party in connection with the research report

Above disclosures include beneficial holdings lying in demat account of MOFSL which are opened for proprietary investments only. While calculating beneficial holdings, It does not consider demat accounts which are opened in name of MOFSL for other purposes (i.e holding client securities, collaterals, error trades etc.). MOFSL also earns DP income from clients which are not considered in above disclosures.

Analyst Certification

The views expressed in this research report accurately reflect the personal views of the analyst(s) about the subject securities or issues, and no part of the compensation of the research analyst(s) was, is, or will be directly or indirectly related to the specific recommendations and views expressed by research analyst(s) in this report.

Terms & Conditions:

This report has been prepared by MOFSL and is meant for sole use by the recipient and not for circulation. The report and information contained herein is strictly confidential and may not be altered in any way, transmitted to, copied or distributed, in part or in whole, to any other person or to the media or reproduced in any form, without prior written consent of MOFSL. The report is based on the facts, figures and information that are considered true, correct, reliable and accurate. The intent of this report is not recommendatory in nature. The information is obtained from publicly available media or other sources believed to be reliable. Such information has not been independently verified and no guaranty, representation of warranty, express or implied, is made as to its accuracy, completeness or correctness. All such information and opinions are subject to change without notice. The report is prepared solely for informational purpose and does not constitute an offer document or solicitation of offer to buy or sell or subscribe for securities or other financial instruments for the clients. Though disseminated to all the customers simultaneously, not all customers may receive this report at the same time. MOFSL will not treat recipients as customers by virtue of their receiving this report.

Disclaimer:

The report and information contained herein is strictly confidential and meant solely for the selected recipient and may not be altered in any way, transmitted to, copied or distributed, in part or in whole, to any other person or to the media or reproduced in any form, without prior written consent. This report and information herein is solely for informational purpose and may not be used or considered as an offer document or solicitation of offer to buy or sell or subscribe for securities or other financial instruments. Nothing in this report constitutes investment, legal, accounting and tax advice or a representation that any investment or strategy is suitable or appropriate to your specific circumstances. The securities discussed and opinions expressed in this report may not be suitable for all investors, who must make their own investment decisions, based on their own investment objectives, financial positions and needs of specific recipient. This may not be taken in substitution for the exercise of independent judgment by any recipient. Each recipient of this document should make such investigations as it deems necessary to arrive at an independent evaluation of an investment in the securities of companies referred to in this document (including the merits and risks involved), and should consult its own advisors to determine the merits and risks of such an investment. The investment discussed or views expressed may not be suitable for all investors. Certain transactions -including those involving futures, options, another derivative products as well as non-investment grade securities - involve substantial risk and are not suitable for all investors. No representation or warranty, express or implied, is made as to the accuracy, completeness or fairness of the information and opinions contained in this document. The Disclosures of Interest Statement incorporated in this document is provided solely to enhance the transparency and should not be treated as endorsement of the views expressed in the report. This information is subject to change without any prior notice. The Company reserves the right to make modifications and alternations to this statement as may be required from time to time without any prior approval. MOFSL, its associates, their directors and the employees may from time to time, effect or have effected an own account transaction in, or deal as principal or agent in or for the securities mentioned in this document. They may perform or seek to perform investment banking or other services for, or solicit investment banking or other business from, any company referred to in this report. Each of these entities functions as a separate, distinct and independent of each other. The recipient should take this into account before interpreting the document. This report has been prepared on the basis of information that is already available in publicly accessible media or developed through analysis of MOFSL. The views expressed are those of the analyst, and the Company may or may not subscribe to all the views expressed therein. This document is being supplied to you solely for your information and may not be reproduced, redistributed or passed on, directly or indirectly, to any other person or published, copied, in whole or in part, for any purpose. This report is not directed or intended for distribution to, or use by, any person or entity who is a citizen or resident of or located in any locality, state, country or other jurisdiction, where such distribution, publication, availability or use would be contrary to law, regulation or which would subject MOFSL to any registration or licensing requirement within such jurisdiction. The securities described herein may or may not be eligible for sale in all jurisdictions or to certain category of investors. Persons in whose possession this document may come are required to inform themselves of and to observe such restriction. Neither the Firm, not its directors, employees, agents or representatives shall be liable for any damages whether direct or indirect, incidental, special or consequential including lost revenue or lost profits that may arise from or in connection with the use of the information. The person accessing this information specifically agrees to exempt MOFSL or any of its affiliates or employees from, any and all responsibility/liability arising from such misuse and agrees not to hold MOFSL or any of its affiliates or employees responsible for any such misuse and further agrees to hold MOFSL or any of its affiliates or employees free and harmless from all losses, costs, damages, expenses that may be suffered by the person accessing this information due to any errors and delays.

This report is meant for the clients of Motilal Oswal only.

Investment in securities market are subject to market risks. Read all the related documents carefully before investing.

Registration granted by SEBI and certification from NISM in no way guarantee performance of the intermediary or provide any assurance of returns to investors.

Registered Office Address: Motilal Oswal Tower, Rahimtullah Sayani Road, Opposite Parel ST Depot, Prabhadevi, Mumbai-400025; Tel No.: 022 - 71934200 / 71934263; www.motilaloswal.com.

Correspondence Address: Palm Spring Centre, 2nd Floor, Palm Court Complex, New Link Road, Malad (West), Mumbai- 400 064. Tel No: 022 71881000. Details of Compliance Officer: Neeraj Agarwal,

Email Id: na@motilaloswal.com, Contact No.:022-40548085.

Grievance Redressal Cell:

Contact Person	Contact No.	Email ID
Ms. Hemangi Date	022 40548000 / 022 67490600	query@motilaloswal.com
Ms. Kumud Upadhyay	022 40548082	servicehead@motilaloswal.com
Mr. Ajay Menon	022 40548083	am@motilaloswal.com

Registration details of group entities.: Motilal Oswal Financial Services Ltd. (MOFSL): INZ000158836 (BSE/NSE/MCX/NCDEX); CDSL and NSDL: IN-DP-16-2015; Research Analyst: INH000000412 . AMFI: ARN : 146822. IRDA Corporate Agent – CA0579. Motilal Oswal Financial Services Ltd. is a distributor of Mutual Funds, PMS, Fixed Deposit, Insurance, Bond, NCDs and IPO products.

Customer having any query/feedback/ clarification may write to query@motilaloswal.com. In case of grievances for any of the services rendered by Motilal Oswal Financial Services Limited (MOFSL) write to grievances@motilaloswal.com, for DP to dp@grievances@motilaloswal.com.