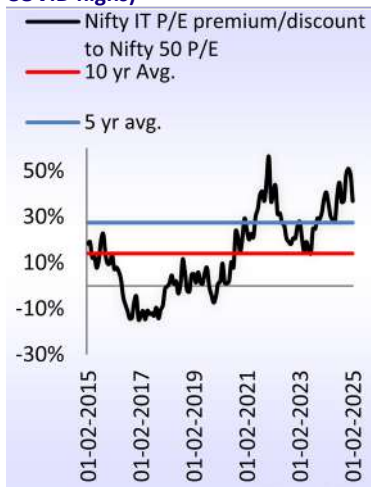


Technology

Large-caps trade at almost same valuations on our FY27 estimates



Nifty IT P/E remains at elevated premium to Nifty P/E despite the recent corrections; its current premium of 37% is still higher than last 5 year average (which includes COVID highs)



Recovery stuck in second gear

We have argued earlier that discretionary spending could see a revival in select pockets like US Banking, Healthcare, and Hi-Tech, driven by three key factors: 1) the beginning of a rate cut cycle, 2) a business-friendly administration, and 3) the start of pre-GenAI spending.

Six months on, the landscape has shifted. The probability of US rate cuts has diminished, and heightened geopolitical/tariff risks are weighing on short-term stability for US and European enterprises. Sentiment has turned cautious from January to March, with enterprises adopting a "wait-and-watch" approach. While GenAI adoption is progressing, it is not yet moving the needle for IT services revenues. The focus has yet to shift away from capex, and clients are still not prioritizing services spending. This evolving backdrop makes forecasting discretionary spending in FY26 uncertain, and meaningful improvement over FY25 is no longer a given.

In this environment, we prioritize correct positioning over predictability, favoring bottom-up transformation and margin-driven stories over top-down discretionary names. We reposition our ratings to reflect this: we downgrade Infosys to Neutral and Wipro to Sell, while we upgrade TechM to BUY. LTIMindtree and TCS remain preferred picks for their risk-reward balance, whereas HCL's all-weather portfolio makes it relatively resilient. We also trim our growth estimates and reduce target multiples by 15%. Among midcaps, we retain our preference for growth-oriented mid-tier names, Coforge and Persistent, and see the recent correction as an opportunity to buy. We downgrade LTTS to Neutral due to valuation discomfort.

Discretionary recovery slower than expected

- Recent comments from EPAM, Globant, and Endava (Exhibit 4) have dampened hopes for a swift recovery in discretionary spending during 1HCY25. This contrasts with our earlier expectations ([3QFY25 preview: Setting the stage for a CY25 revival](#)), when channel checks indicated a revival in short-cycle deals.
- While higher-for-longer interest rates remain a headwind, the bigger concern is rising uncertainty. Clients are likely adopting a wait-and-watch approach as the new US administration's stance on tariffs, along with lingering geopolitical tensions, adds to the volatility and could take time to stabilize.
- While not yet apparent in earnings downgrades (Exhibits 5 to 12), we keep an eye out on earnings estimates for major US sectors.

Positioning, not predicting: We rejig our ratings to reflect uncertainty

- The short-term volatility is likely to delay discretionary spending recovery, prompting us to temper our expectations for a meaningful FY26 rebound, particularly for large-caps.
- We believe getting our positioning right may reap more rewards than predicting when clients resume spending.
- Our preference is for bottom-up transformation/margin recovery stocks, rather than names contingent on a top-down discretionary revival.
- Market expectations of 5-6% CC growth for Infosys could be at risk, and we see TCS coming in lower at ~3.5%. Wipro and Infosys (our EPS estimates are ~7-10% below consensus for Infosys/Wipro) face correction risk, leading us to downgrade our rating to Hold for Infosys and Sell for Wipro.

Abhishek Pathak - Research Analyst (Abhishek.Pathak@MotilalOswal.com)

Research analyst: Keval Bhagat (Keval.Bhagat@MotilalOswal.com) | Tushar Dhonde (Tushar.Dhonde@MotilalOswal.com)

Investors are advised to refer through important disclosures made at the last page of the Research Report.

Motilal Oswal research is available on www.motilaloswal.com/Institutional-Equities, Bloomberg, Thomson Reuters, Factset and S&P Capital.

- While LTIM's new CEO navigates a tough macro, recent corrections in TCS and LTIM improve their risk-reward. HCL's "all-weather" portfolio remains attractive, and we retain BUY.
- We continue to like mid-tier growth names like Coforge and Persistent, which continue to deliver commendable 20%+ earnings growth, with the recent correction offering a good entry point.

Upgrade TechM to BUY

- We initially stayed on the sidelines due to concerns over the street's 15% FY27 EBIT margin estimates, persistent weakness in communications, and the need to assess TechM's BFSI strategy.
- **Key changes:** Street margin expectations are now more reasonable at 14% and the company's BFSI performance has been impressive in the last few quarters with niche offerings. We believe TechM's transformation remains relatively decoupled from discretionary spends (**detailed upgrade thesis on page 7**).
- Transformation under new leadership has only just begun, and sustained margin improvements appear achievable despite near-term headwinds, in our opinion.
- With mid-tier IT peers already operating at 14-15% margins, TechM has the potential to exceed these levels, supporting a longer runway for 15-20%+ EPS CAGR beyond FY27.
- **Key catalysts ahead:** Continued efforts to improve deal quality, right-sizing the workforce, reducing the avg. resource cost, recovery in telecom vertical and sustained TCV growth will be key markers to track in the next 12 months.
- **Key risks:** TechM's reliance on communications and manufacturing is a risk: the communication segment has bottomed out and a sharp recovery looks unlikely, and TechM's automotive ER&D exposure (albeit for US OEMs) is a key risk to growth in FY26E.

Large-cap valuations: Something's got to give

- Almost all six large-cap IT services players today trade at the same valuations – we went back in history to see the last time this happened (Exhibits 22 to 26); TechM and HCL are certainly in uncharted territory, but Infosys and Wipro have not been able to sustain valuation parity in the past.
- We think this valuation setup favors TCS the most. While the growth has been poor over the past 2-3 years, the stock has corrected by 20% over the past six months, and has underperformed most large-cap IT names. As growth becomes uncertain across the board though, we believe TCS could be in business and margin expansion could lead to better or at-par earnings growth to other peers.
- Nifty IT P/E remains at elevated premium to Nifty P/E despite the recent corrections (Exhibit 27); its current premium of 37% is still higher than last 5 year average (which includes COVID highs).

Downgrade Infosys, Wipro on slower-than-expected discretionary revival

- Infosys (up 4% in last one year) and Wipro (up 8% in last one year) have outperformed TCS (down 13%) and Nifty IT (up 1%) during this period, as markets have priced in a recovery in discretionary spends in CY25.
- As this report argues, a conducive business climate in the US and rate cuts have been key assumptions, which look uncertain at least for the short term.
- **We believe there are risks to street's growth estimates**, and accordingly, we downgrade Infosys to Neutral and Wipro to Sell.
- We would revisit our ratings if FY26 guidance surprises us.

Valuations and changes in estimates

- We tweak our growth estimates for FY26 (Exhibit 1). More importantly, we ascribe 10-15% lower multiples to all companies under our coverage to account for short-term uncertainty.
- We prefer HCLT, TechM and TCS in large-caps and continue to like Coforge and Persistent in mid-tier names. Coforge is the only company in our coverage with consistent earnings upgrades – the recent mega deal announcement reinforcing our view. We see the recent correction as an opportunity to buy. We downgrade LTTS to Neutral due to valuation discomfort.

Exhibit 1: Valuations and changes in estimates

	CMP (INR)	TP (INR)	Upside/ Downside	Earlier Target Multiple	Revised Target Multiple	Earlier YoY cc Gr. (%)		Revised YoY cc Gr. (%)		Earlier EBIT Margin (%)		Revised EBIT Margin (%)		Earlier EPS (INR)		Revised EPS (INR)		EPS Change (%)	
						FY26	FY27	FY26	FY27	FY26	FY27	FY26	FY27	FY26	FY27	FY26	FY27	FY26	FY27
TCS	3,575	4,050	13%	30	25	6.2	7.6	3.5	6.7	25.5	26.0	25.7	26.0	152	166	150	162	-1.0	-2.6
Infosys	1,662	1,650	-1%	28	22	7.3	8.3	5.0	7.4	20.9	21.5	21.4	21.5	70	78	69	74	-1.9	-4.0
Wipro	278	240	-14%	22	18	4.1	5.9	2.9	4.2	16.7	16.8	17.0	17.2	12	13	12	13	0.4	-0.4
HCLT	1,568	1,800	15%	28	23	6.6	8.0	5.3	7.3	18.6	18.8	18.5	18.6	70	78	69	76	-1.3	-2.6
TechM	1,479	1,950	32%	25	25	4.4	7.3	3.5	7.4	12.4	13.6	12.2	14.0	63	74	62	75	-1.8	1.8
LTIM	4,654	6,250	34%	31	30	9.1	11.5	8.2	10.1	15.1	15.9	15.0	15.9	182	213	178	207	-2.2	-2.7
MPHL	2,278	2,550	12%	28	23	9.6	10.0	8.5	8.9	15.6	15.8	15.6	15.8	102	113	101	111	-1.1	-2.1
LTTS	4,643	5,100	10%	31	30	18.8	13.7	17.0	12.1	15.0	15.5	15.0	15.5	150	174	148	169	-1.5	-2.8
PSYS	5,240	6,250	19%	55	45	18.5	19.1	18.5	19.1	15.1	15.4	15.1	15.4	114	138	114	138	0.0	0.0
COFORGE	7,632	11,200	47%	43	38	26.1	18.3	30.1	19.6	13.3	14.0	13.3	14.0	227	282	235	295	3.3	4.4
CYL*	1,244	1,175	-11%	18	18	4.2	7.6	4.2	6.1	14.6	14.6	14.1	14.2	64	67	62	64	-3.4	-4.1
ZENT	682	770	13%	23	21	9.1	10.4	9.1	10.4	14.1	14.5	14.1	14.5	32	37	32	37	0.0	0.0

Source: MOFSL; Note: * DET business' USD revenue growth

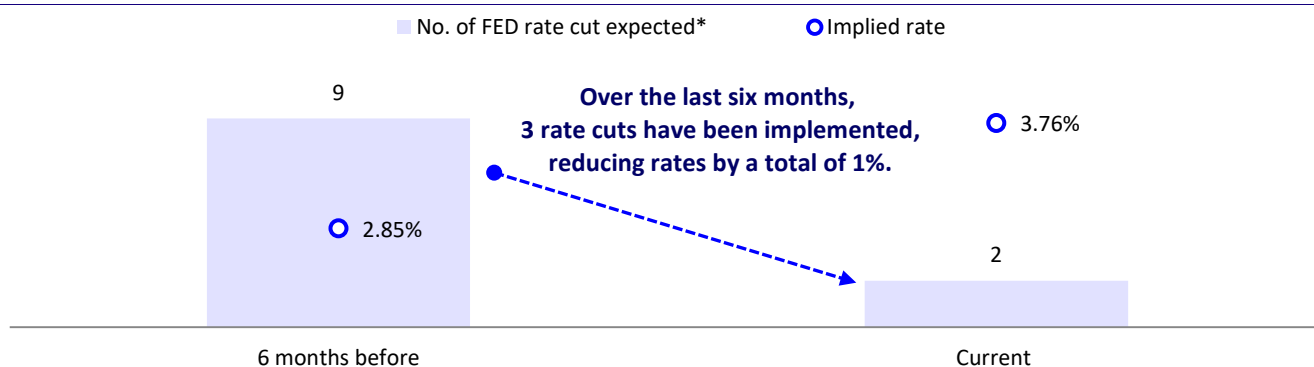
Exhibit 2: Changes in stock ratings

Coverage Companies	Earlier Rating	Current Rating
TCS	Buy	Buy
Infosys	Buy	Neutral
Wipro	Neutral	Sell
HCLT	Buy	Buy
TechM	Neutral	Buy
LTIM	Buy	Buy
MPHL	Neutral	Neutral
LTTS	Buy	Neutral
PSYS	Buy	Buy
COFORGE	Buy	Buy
CYL	Sell	Sell
ZENT	Neutral	Neutral

A slow and uncertain start to CY25 revival

- Recent comments from EPAM, Globant, and Endava have dampened hopes for a swift recovery in discretionary spending during 1HCY25.
- This contrasts with our earlier expectations ([3QFY25 preview: Setting the stage for a CY25 revival](#)), when channel checks indicated a revival in short-cycle deals.
- While higher-for-longer interest rates remain a headwind, **the bigger concern is rising uncertainty. Markets are adopting a wait-and-watch approach as the new US administration's stance on tariffs, along with lingering geopolitical tensions, adds to the volatility and could take time to stabilize.**
- While not yet apparent in earnings downgrades, we keep an eye out on earnings estimates for major US sectors (Exhibits 5 to 12), which could see downward revisions if uncertainty persists.

Exhibit 3: US Fed rate cut probability has declined amid an uncertain inflationary environment in US economy



Source: Bloomberg, MOFSL; note: ***No. of rate cuts by 28th Oct'25**. Each meeting expected to have rate cut of 25bp.

- Before six months (6th Sep'24): 100% probability of nine cuts and 95% probability of a 10th cuts. **Almost 10 cuts by Oct'25, bringing down the implied rate from 5.03% to 2.85%.**
- As of 6th Mar'25 (two rate cuts have already happened): 100% probability of two cuts and 27% probability of a third cut by Oct'25 (total two cuts of 25bp each by Oct'25), bringing down the implied rate from 4.32% to 3.76%.

Exhibit 4: Recent global IT peers' management commentary suggests cautious discretionary spending outlook

Company	Quarter	Comments on Discretionary spending
ENDAVA	2QFY25	❖ The demand outlook is in flux: while the shift toward AI-led transformation creates opportunities, lengthy decision cycles and the need for extensive validation leave recovery murky.
GLOBANT	4QFY24	❖ Despite a transformational, AI-driven vision and a robust pipeline, management acknowledges that regional volatility and prolonged booking cycles could dampen near-term demand momentum.
EPAM	4QFY24	❖ Clients are "modestly expanding their discretionary spend," but this recovery is tempered by cost sensitivity, geopolitical uncertainty, and talent market challenges. The outlook is cautious and not a robust rebound.

Source: Company, MOFSL

Exhibit 5: SPX Earnings revision

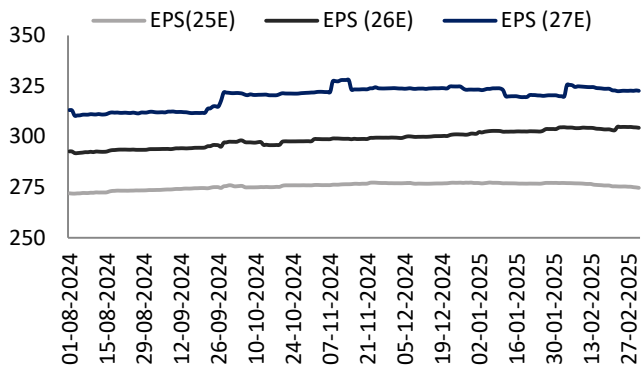


Exhibit 6: DJIA Earnings revision

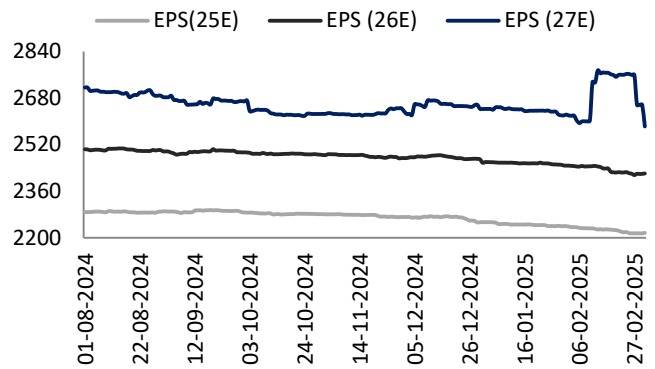


Exhibit 7: Nasdaq Earnings revision

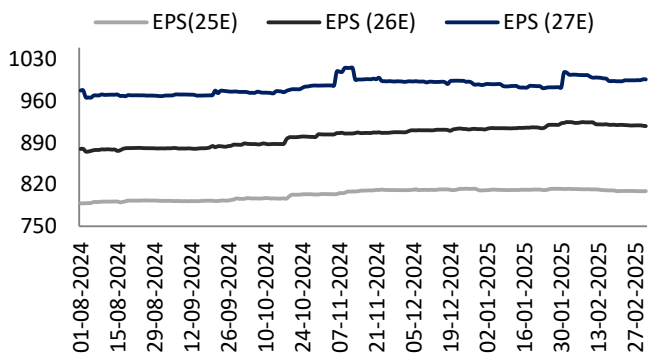


Exhibit 8: SPX Healthcare Index Earnings revision

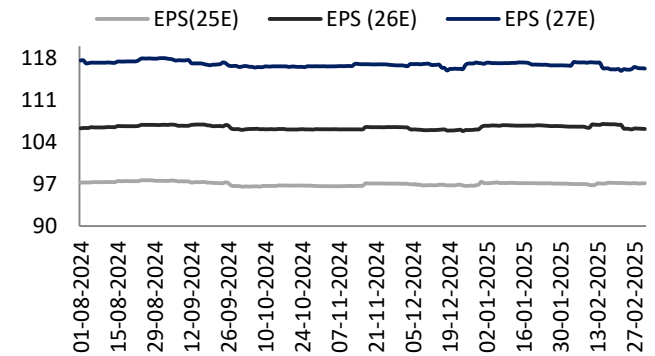


Exhibit 9: SPX Financials Index Earnings revision

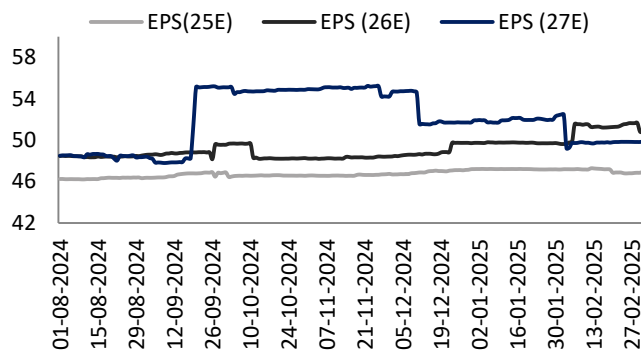


Exhibit 10: SPX Communications Index Earnings revision

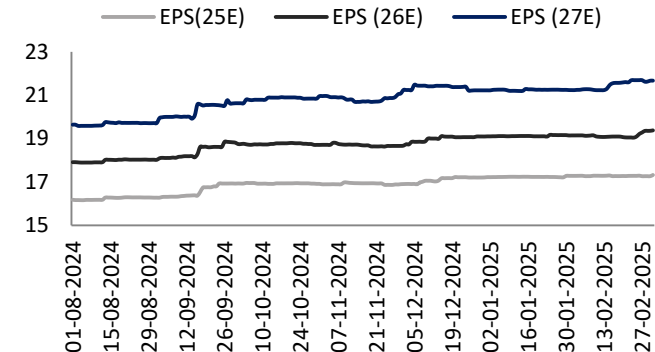


Exhibit 11: SPX Energy Index Earnings revision

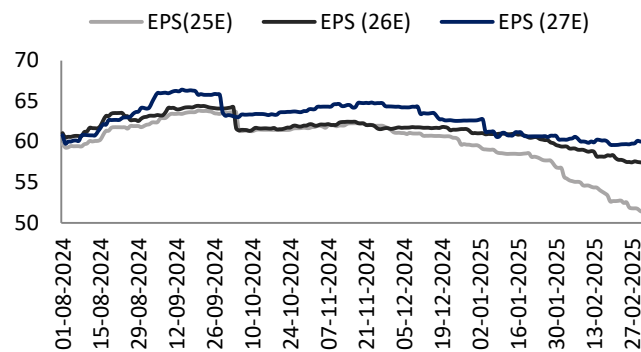
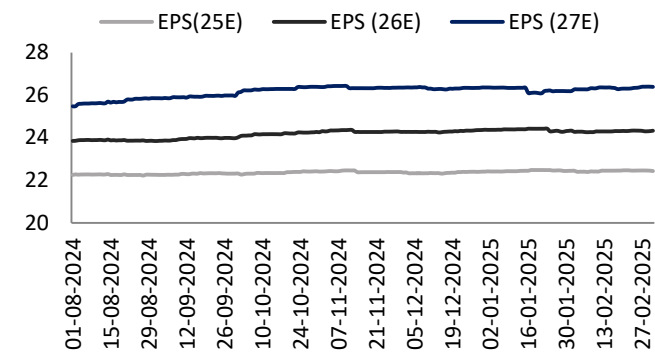


Exhibit 12: SPX Utilities Index Earnings revision



Source: Bloomberg, MOFSL

Source: Bloomberg, MOFSL

Positioning, not predicting: We rejig our ratings to reflect uncertainty

- The short-term volatility is likely to delay discretionary spending recovery, prompting us to temper our expectations for a meaningful FY26 rebound, particularly for large-caps.
- **We believe getting our positioning right may reap more rewards than predicting when clients resume spending.**
- **Our preference is for bottom-up transformation/margin recovery stocks, rather than names contingent on a top-down discretionary revival.**
- Market expectations of 5-6% CC growth for Infosys could be at risk, and we see TCS coming in lower at ~3.5%. Wipro faces the highest correction risk, leading us to downgrade our rating to Sell.
- While LTIM's new CEO navigates a tough macro, recent corrections in TCS and LTIM improve their risk-reward. HCL's "all-weather" portfolio remains attractive, and we retain BUY.
- We continue to like mid-tier growth names like Coforge and Persistent, which continue to deliver commendable 20%+ earnings growth, with the recent correction offering a good entry point.

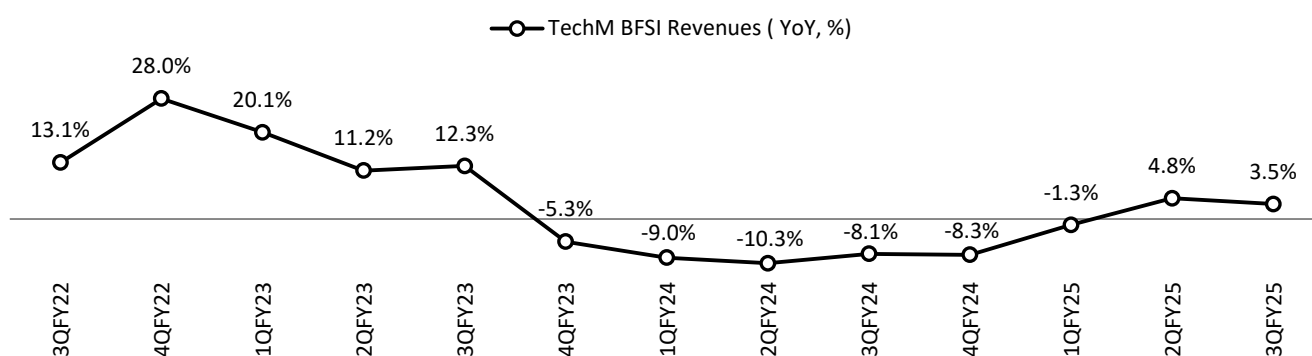
Exhibit 13: Changes in stock ratings

Coverage Companies	Earlier Rating	Current Rating
TCS	Buy	Buy
Infosys	Buy	Neutral
Wipro	Neutral	Sell
HCLT	Buy	Buy
TechM	Neutral	Buy
LTIM	Buy	Buy
MPHL	Neutral	Neutral
LTTS	Buy	Neutral
PSYS	Buy	Buy
COFORGE	Buy	Buy
CYL	Sell	Sell
ZENT	Neutral	Neutral

TECHM: We are still at day one

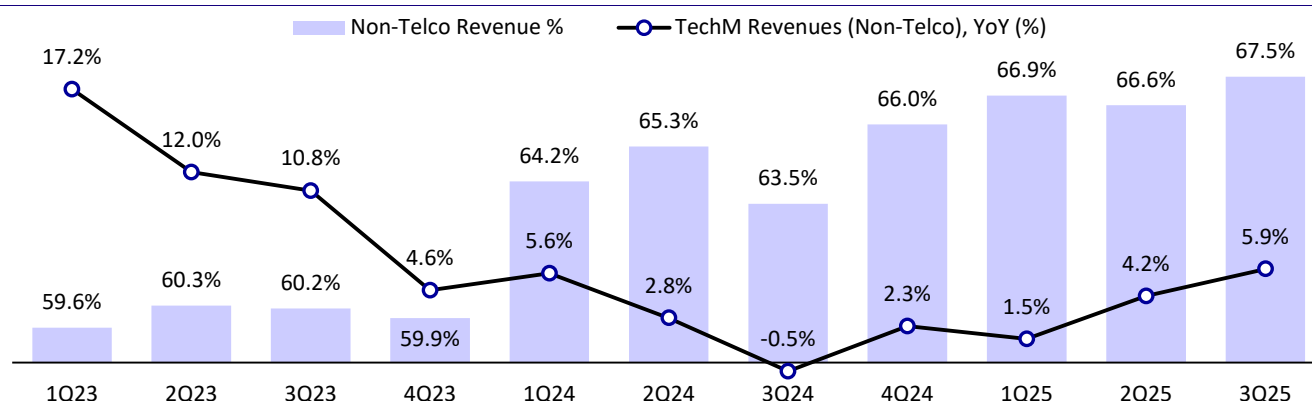
- We initially remained on the sidelines regarding Tech Mahindra due to three key factors. First, we were cautious about the street's aggressive estimates of 15% EBIT margins by FY27, which seemed optimistic despite the management's best efforts.
- Second, we were also worried about the persistent weakness in the communications vertical. The management's strategy to focus on the BFSI vertical was encouraging, but only a nascent recovery and fierce competition in the vertical made us wary.
- Since then, margin expectations have eased to a more realistic 14% (we are lower still at 13.7%).
- While the communication segment continues to struggle, we believe a decline in revenue in FY26 is now unlikely. **TechM's BFSI performance has been impressive in the last few quarters (Exhibit 14) as it has managed to create a space for itself through niche offerings in areas such as Temenos.**
- **We believe TechM's transformation remains relatively decoupled from discretionary spends.**
- We also believe TechM's transformation has only just begun (we are three quarters into the new management's three-year plan), and despite near-term headwinds such as wage hikes, TechM's upward margin trajectory can be sustained.
- Further, given that several mid-tier IT services companies (which are significantly smaller than Tech Mahindra) already operate at EBIT margins of 14-15%, we believe Tech Mahindra has the potential to exceed these levels over time.
- **This, combined with visible signs of growth recovery, supports the case for a sustained earnings CAGR of 15-20% beyond FY27.**
- **Key catalysts ahead:** Continued efforts to improve deal quality, right-sizing the workforce & reducing the avg. resource cost, recovery in the telecom vertical and sustained TCV growth will be key markers to track in the next 12 months.
- Additionally, keeping an eye on the recovery of the telecom vertical, which has been a drag on performance, will be essential.

Exhibit 14: TechM plans to establish BFSI vertical as a long-term growth area with niche offerings



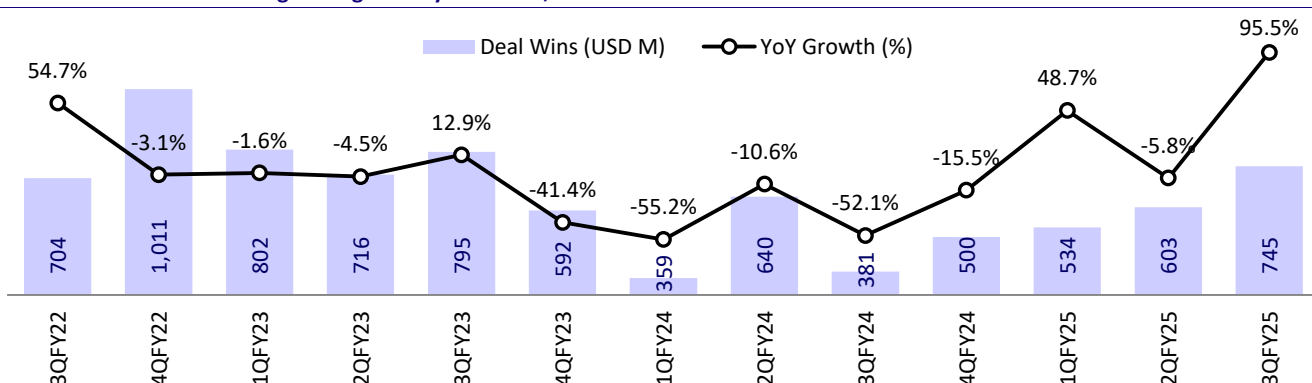
Source: MOFSL, Company

Exhibit 15: TechM (Ex-Telco) revenues have risen in FY25, driven by strategic diversification into other verticals



Source: MOFSL, Company

Exhibit 16: TechM has been registering healthy deal wins, with traction in USD25+mn and 100+mn deals



Source: MOFSL, Company

Margins: How high can they go?

- TechM's path to higher margins relies on operational efficiency, a better talent pyramid, and better pricing strategies.
- In the near term, margin expansion may not be linear over the next couple of quarters—wage hikes and a seasonally weak 1Q could cause some bumps. Still, we believe the overall margin trajectory could be sustained.
- **The real question is:** What happens after hitting 15%? For a company of TechM's scale, 15% EBIT margins seem conservative (exhibit 17), especially when the cost structure of mid-tier IT/ER&D firms allows at least 14-16% margins. There is room for further gains.
- TechM is increasing fresher intake (Exhibit 19) but is not replicating the TCS/Infosys playbook in taking the pyramid all the way down. This strategy could help it stand out, especially as Engineering & Digital Enterprise Applications grow, making experienced talent more valuable and leading to higher realizations and improved profit margins. But closing the gap with peers will not be immediate—it could take 2-3 years, in our view.

Key risks to our thesis

- TechM's reliance on communications and manufacturing is a risk: the communication segment has bottomed out and a sharp recovery looks unlikely, and TechM's automotive ER&D exposure (albeit for US OEMs) is a key risk to growth in FY26E.

- Further, we believe TechM's utilization levels are slightly uncomfortable at 86%. We believe the current demand environment allows for TechM to operate around 86-88% utilization levels, as demand is predictable and slow, but any spike in demand could lead to higher sub-con costs or margin pressures, putting the earnings growth at risk.

Exhibit 17: TechM's margin potential is higher than mid-tier IT peers' EBIT margin levels of 14-15%, suggesting margin expansion beyond FY27

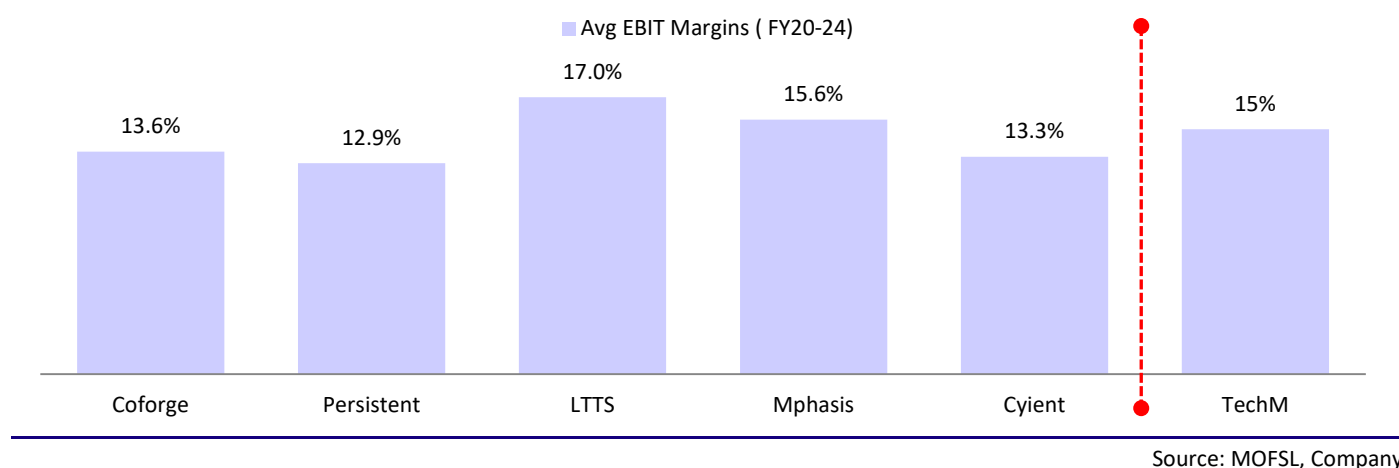


Exhibit 18: Pyramid correction to help TechM achieve target margin of ~15% by FY27

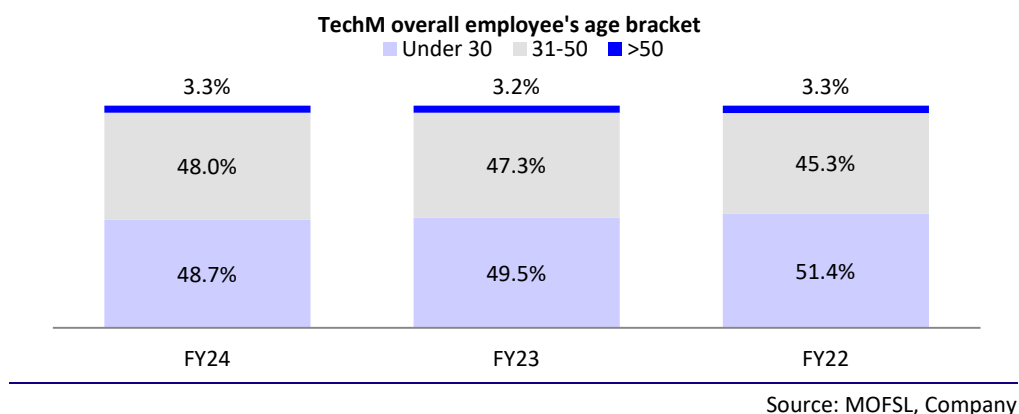


Exhibit 19: TechM has been right-sizing the pyramid by hiring more freshers

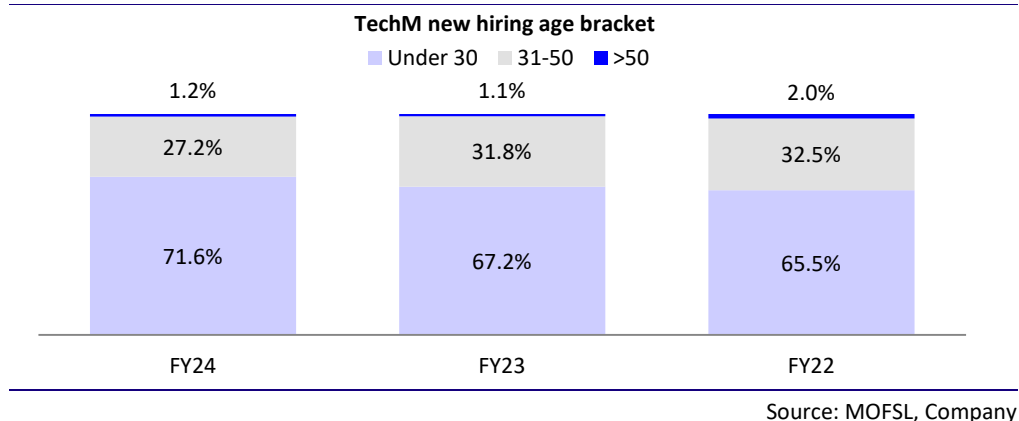
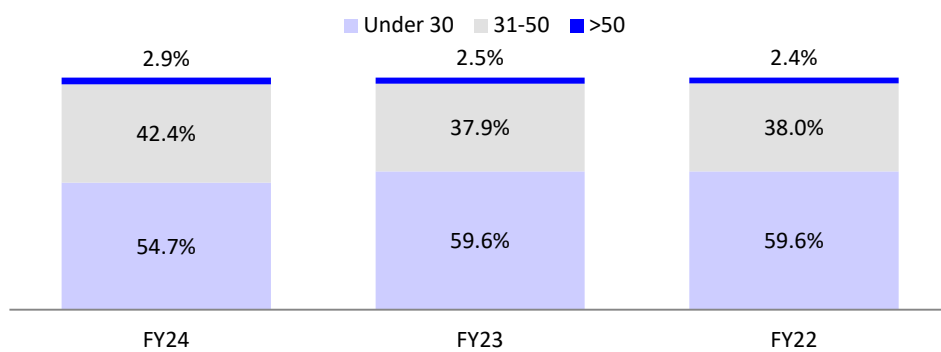
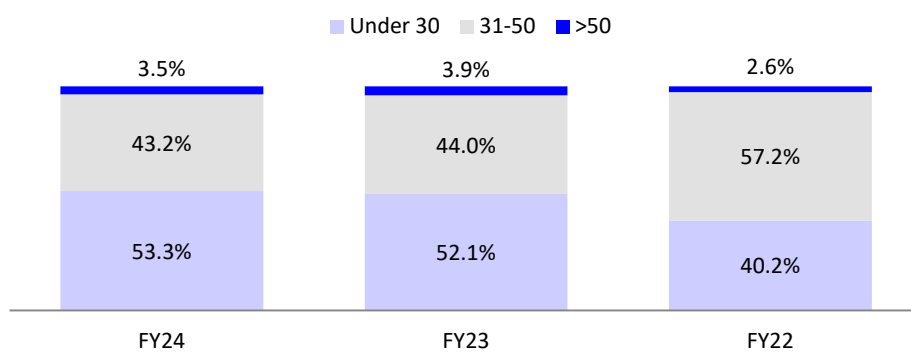


Exhibit 20: INFO has greater base at bottom of pyramid



Source: MOFSL, Company

Exhibit 21: Wipro's bottom of pyramid became better

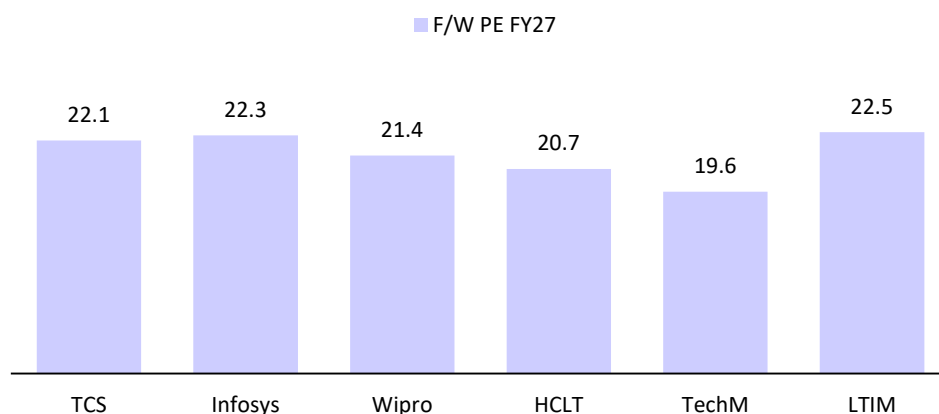


Source: MOFSL, Company

Large-cap valuations: Uncharted territory

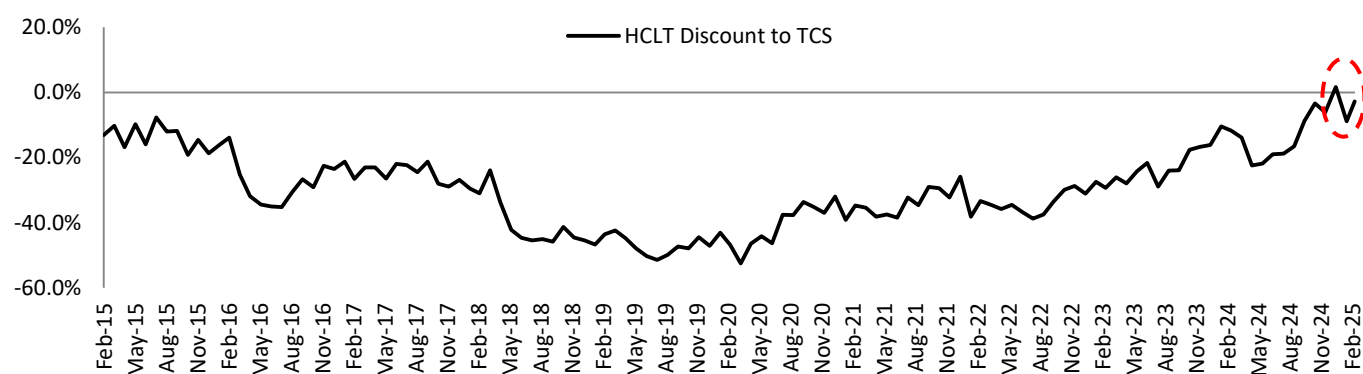
- Almost all six large-cap IT services players today trade at the same valuations – we went back in history to see the last time this happened (Exhibits 22 to 26); TechM and HCL are certainly in uncharted territory, but Infosys and Wipro have not been able to sustain valuation parity in the past.
- We think this valuation setup favors TCS the most. While the growth has been poor over the past 2-3 years, the stock has corrected by 20% over the past six months, and has underperformed most large-cap IT names. As growth becomes uncertain across the board though, we believe TCS could be in business and margin expansion could lead to better or at-par earnings growth to other peers.
- Nifty IT P/E remains at elevated premium to Nifty P/E despite the recent corrections (Exhibit 27); its current premium of 37% is still higher than last 5 year average (which includes COVID highs).

Exhibit 22: Large-caps trade at almost same valuations on our FY27 estimates



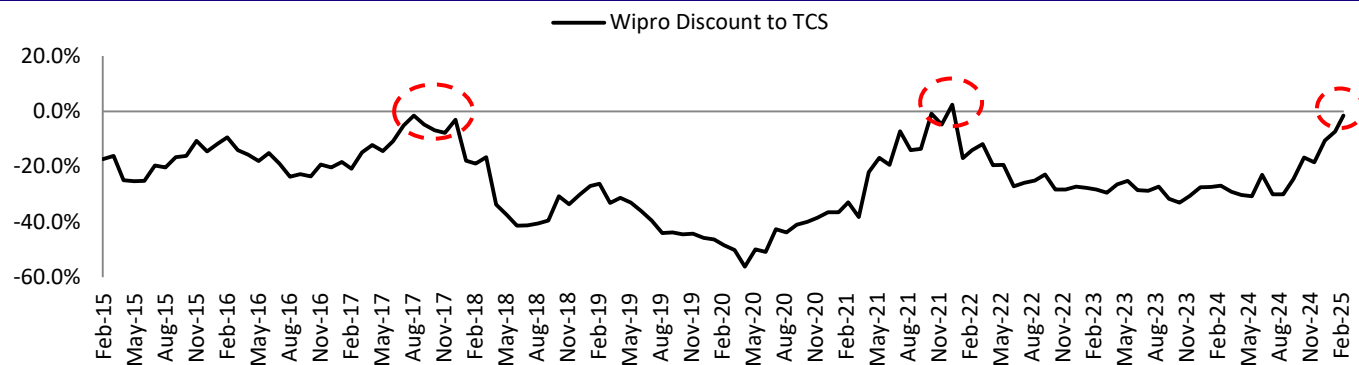
Source: MOFSL estimates

Exhibit 23: HCLT's P/E has historically traded at a discount to TCS, but today, the gap has nearly disappeared.



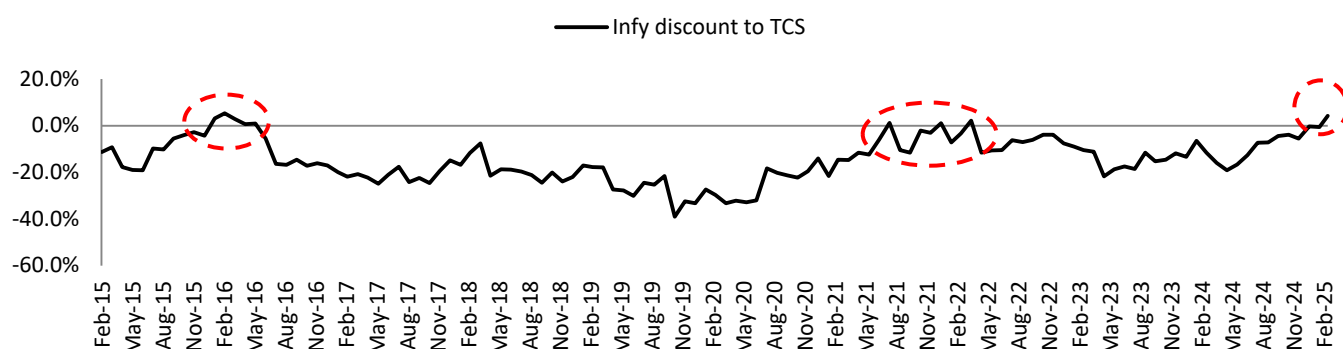
Source: Bloomberg, MOFSL

Exhibit 24: Wipro traded at same valuations as TCS but could not sustain, today it is reiterating same trajectory



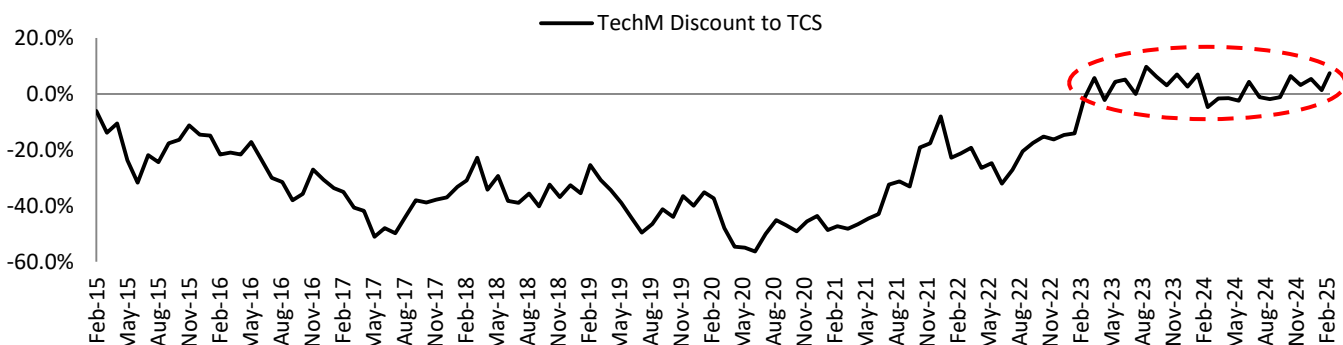
Source: Bloomberg, MOFSL

Exhibit 25: Infosys' P/E traded at a premium to TCS in early 2016, fluctuated through 2021, and is now repeating the same pattern in early CY25.



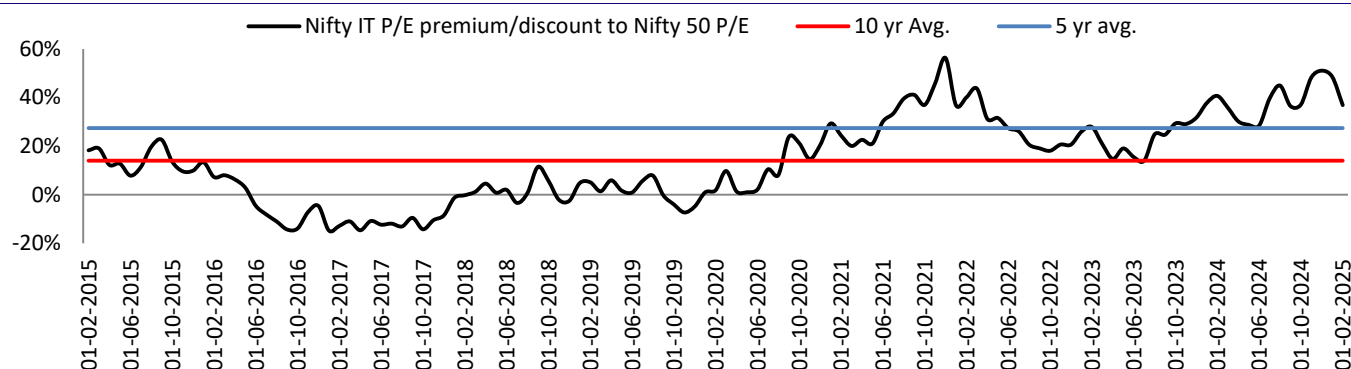
Source: Bloomberg, MOFSL

Exhibit 26: TechM P/E discount to TCS has eroded since FY24 and it trades at premium valuation to TCS



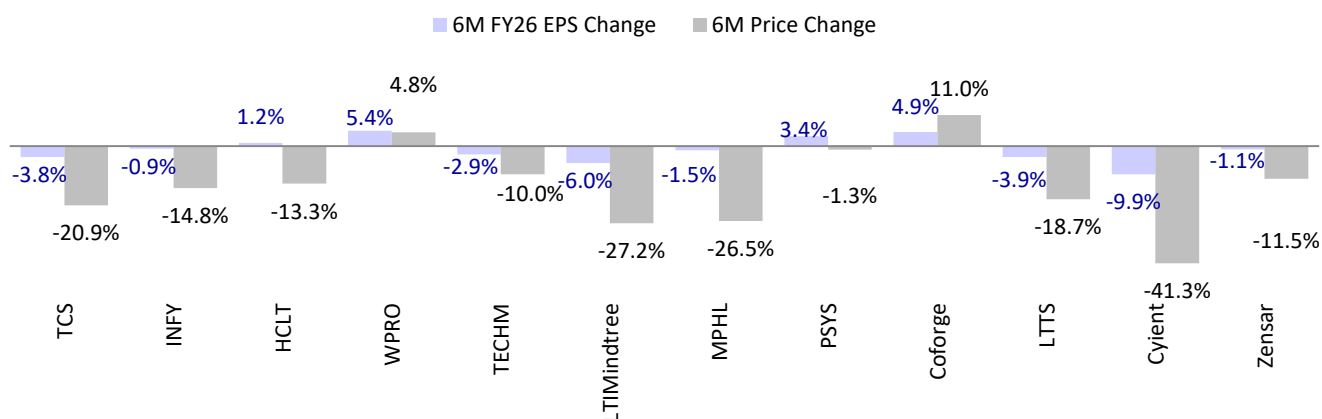
Source: Bloomberg, MOFSL

Exhibit 27: Nifty IT P/E remains at elevated premium to Nifty P/E despite the recent corrections; its current premium of 37% is still higher than last 5 year average (which includes COVID highs)



Source: Bloomberg, MOFSL

Exhibit 28: Large-cap and mid-tier IT firms have seen FY26E earnings downgrades in consensus estimates over the past six months, causing price corrections



Source: Bloomberg, MOFSL

Valuations and change in estimates

- We tweak our growth estimates for FY26 (Exhibit 1). More importantly, we ascribe 10-15% lower multiples to all companies under our coverage to account for short-term uncertainty.
- We prefer HCLT, TechM and TCS in large-caps and continue to like Coforge and Persistent in mid-tier names. Coforge is the only company in our coverage with consistent earnings upgrades – the recent mega deal announcement reinforcing our view. We see the recent correction as an opportunity to buy. We downgrade LTTTS to Neutral due to valuation discomfort.

Investment in securities market are subject to market risks. Read all the related documents carefully before investing

NOTES

Explanation of Investment Rating	
Investment Rating	Expected return (over 12-month)
BUY	$\geq 15\%$
SELL	$< -10\%$
NEUTRAL	$-10\% \text{ to } 15\%$
UNDER REVIEW	Rating may undergo a change
NOT RATED	We have forward looking estimates for the stock but we refrain from assigning recommendation

*In case the recommendation given by the Research Analyst is inconsistent with the investment rating legend for a continuous period of 30 days, the Research Analyst shall be within following 30 days take appropriate measures to make the recommendation consistent with the investment rating legend.

Disclosures

The following Disclosures are being made in compliance with the SEBI Research Analyst Regulations 2014 (herein after referred to as the Regulations).

Motilal Oswal Financial Services Ltd. (MOFSL) is a SEBI Registered Research Analyst having registration no. INH000000412. MOFSL, the Research Entity (RE) as defined in the Regulations, is engaged in the business of providing Stock broking services, Depository participant services & distribution of various financial products. MOFSL is a listed public company, the details in respect of which are available on www.motilaloswal.com. MOFSL (erstwhile Motilal Oswal Securities Limited - MOSL) is registered with the Securities & Exchange Board of India (SEBI) and is a registered Trading Member with National Stock Exchange of India Ltd. (NSE) and Bombay Stock Exchange Limited (BSE), Multi Commodity Exchange of India Limited (MCX) and National Commodity & Derivatives Exchange Limited (NCDEX) for its stock broking activities & is Depository participant with Central Depository Services Limited (CDSL) National Securities Depository Limited (NSDL), NERL, COMRIS and CCRL and is member of Association of Mutual Funds of India (AMFI) for distribution of financial products and Insurance Regulatory & Development Authority of India (IRDA) as Corporate Agent for insurance products. Details of associate entities of Motilal Oswal Financial Services Limited are available on the website at <http://online.reports.motilaloswal.com/Dormant/documents/List%20of%20Associate%20companies.pdf>

MOFSL and its associate company(ies), their directors and Research Analyst and their relatives may; (a) from time to time, have a long or short position in, act as principal in, and buy or sell the securities or derivatives thereof of companies mentioned herein. (b) be engaged in any other transaction involving such securities and earn brokerage or other compensation or act as a market maker in the financial instruments of the company(ies) discussed herein or act as an advisor or lender/borrower to such company(ies) or may have any other potential conflict of interests with respect to any recommendation and other related information and opinions.; however the same shall have no bearing whatsoever on the specific recommendations made by the analyst(s), as the recommendations made by the analyst(s) are completely independent of the views of the associates of MOFSL even though there might exist an inherent conflict of interest in some of the stocks mentioned in the research report.

MOFSL and / or its affiliates do and seek to do business including investment banking with companies covered in its research reports. As a result, the recipients of this report should be aware that MOFSL may have a potential conflict of interest that may affect the objectivity of this report. Compensation of Research Analysts is not based on any specific merchant banking, investment banking or brokerage service transactions. Details of pending Enquiry Proceedings of Motilal Oswal Financial Services Limited are available on the website at <https://galaxy.motilaloswal.com/ResearchAnalyst/PublishViewLitigation.aspx>

A graph of daily closing prices of securities is available at www.nseindia.com, www.bseindia.com. Research Analyst views on Subject Company may vary based on Fundamental research and Technical Research. Proprietary trading desk of MOFSL or its associates maintains arm's length distance with Research Team as all the activities are segregated from MOFSL research activity and therefore it can have an independent view with regards to Subject Company for which Research Team have expressed their views.

Regional Disclosures (outside India)

This report is not directed or intended for distribution to or use by any person or entity resident in a state, country or any jurisdiction, where such distribution, publication, availability or use would be contrary to law, regulation or which would subject MOFSL & its group companies to registration or licensing requirements within such jurisdictions.

For Hong Kong:

This report is distributed in Hong Kong by Motilal Oswal capital Markets (Hong Kong) Private Limited, a licensed corporation (CE AYY-301) licensed and regulated by the Hong Kong Securities and Futures Commission (SFC) pursuant to the Securities and Futures Ordinance (Chapter 571 of the Laws of Hong Kong) "SFO". As per SEBI (Research Analyst Regulations) 2014 Motilal Oswal Securities (SEBI Reg. No. INH000000412) has an agreement with Motilal Oswal capital Markets (Hong Kong) Private Limited for distribution of research report in Hong Kong. This report is intended for distribution only to "Professional Investors" as defined in Part I of Schedule 1 to SFO. Any investment or investment activity to which this document relates is only available to professional investor and will be engaged only with professional investors." Nothing here is an offer or solicitation of these securities, products and services in any jurisdiction where their offer or sale is not qualified or exempt from registration. The Indian Analyst(s) who compile this report is/are not located in Hong Kong & are not conducting Research Analysis in Hong Kong.

For U.S.

Motilal Oswal Financial Services Limited (MOFSL) is not a registered broker - dealer under the U.S. Securities Exchange Act of 1934, as amended (the "1934 act") and under applicable state laws in the United States. In addition MOFSL is not a registered investment adviser under the U.S. Investment Advisers Act of 1940, as amended (the "Advisers Act") and together with the 1934 Act, the "Acts", and under applicable state laws in the United States. Accordingly, in the absence of specific exemption under the Acts, any brokerage and investment services provided by MOFSL, including the products and services described herein are not available to or intended for U.S. persons. This report is intended for distribution only to "Major Institutional Investors" as defined by Rule 15a-6(b)(4) of the Exchange Act and interpretations thereof by SEC (henceforth referred to as "major institutional investors"). This document must not be acted on or relied on by persons who are not major institutional investors. Any investment or investment activity to which this document relates is only available to major institutional investors and will be engaged in only with major institutional investors. In reliance on the exemption from registration provided by Rule 15a-6 of the U.S. Securities Exchange Act of 1934, as amended (the "Exchange Act") and interpretations thereof by the U.S. Securities and Exchange Commission ("SEC") in order to conduct business with Institutional Investors based in the U.S., MOFSL has entered into a chaperoning agreement with a U.S. registered broker-dealer, Motilal Oswal Securities International Private Limited. ("MOSIPL"). Any business interaction pursuant to this report will have to be executed within the provisions of this chaperoning agreement.

The Research Analysts contributing to the report may not be registered /qualified as research analyst with FINRA. Such research analyst may not be associated persons of the U.S. registered broker-dealer, MOSIPL, and therefore, may not be subject to NASD rule 2711 and NYSE Rule 472 restrictions on communication with a subject company, public appearances and trading securities held by a research analyst account.

For Singapore

In Singapore, this report is being distributed by Motilal Oswal Capital Markets (Singapore) Pte. Ltd. ("MOCMSPL") (UEN 201129401Z), which is a holder of a capital markets services license and an exempt financial adviser in Singapore. This report is distributed solely to persons who (a) qualify as "institutional investors" as defined in section 4A(1)(c) of the Securities and Futures Act of Singapore ("SFA") or (b) are considered "accredited investors" as defined in section 2(1) of the Financial Advisers Regulations of Singapore read with section 4A(1)(a) of the SFA. Accordingly, if a recipient is neither an "institutional investor" nor an "accredited investor", they must immediately discontinue any use of this Report and inform MOCMSPL.

In respect of any matter arising from or in connection with the research you could contact the following representatives of MOCMSPL. In case of grievances for any of the services rendered by MOCMSPL write to grievances@motilaloswal.com.

Nainesh Rajani

Email: nainesh.rajani@motilaloswal.com

Contact: (+65) 8328 0276

Specific Disclosures

- Research Analyst and/or his/her relatives do not have a financial interest in the subject company(ies), as they do not have equity holdings in the subject company(ies). MOFSL has financial interest in the subject company(ies) at the end of the week immediately preceding the date of publication of the Research Report: Yes.
Nature of Financial interest is holding equity shares or derivatives of the subject company
- Research Analyst and/or his/her relatives do not have actual/beneficial ownership of 1% or more securities in the subject company(ies) at the end of the month immediately preceding the date of publication of Research Report.
MOFSL has actual/beneficial ownership of 1% or more securities of the subject company(ies) at the end of the month immediately preceding the date of publication of Research Report: No
- Research Analyst and/or his/her relatives have not received compensation/other benefits from the subject company(ies) in the past 12 months.
MOFSL may have received compensation from the subject company(ies) in the past 12 months.
- Research Analyst and/or his/her relatives do not have material conflict of interest in the subject company at the time of publication of research report.
MOFSL does not have material conflict of interest in the subject company at the time of publication of research report.
- Research Analyst has not served as an officer, director or employee of subject company(ies).
- MOFSL has not acted as a manager or co-manager of public offering of securities of the subject company in past 12 months.
- MOFSL has not received compensation for investment banking /merchant banking/brokerage services from the subject company(ies) in the past 12 months.
- MOFSL may have received any compensation for products or services other than investment banking or merchant banking or brokerage services from the subject company(ies)

in the past 12 months.

9. MOFSL may have received compensation or other benefits from the subject company(ies) or third party in connection with the research report.
10. MOFSL has not engaged in market making activity for the subject company.

The associates of MOFSL may have:

- financial interest in the subject company
- actual/beneficial ownership of 1% or more securities in the subject company at the end of the month immediately preceding the date of publication of the Research Report or date of the public appearance.
- received compensation/other benefits from the subject company in the past 12 months
- any other potential conflict of interests with respect to any recommendation and other related information and opinions.; however the same shall have no bearing whatsoever on the specific recommendations made by the analyst(s), as the recommendations made by the analyst(s) are completely independent of the views of the associates of MOFSL even though there might exist an inherent conflict of interest in some of the stocks mentioned in the research report.
- acted as a manager or co-manager of public offering of securities of the subject company in past 12 months
- be engaged in any other transaction involving such securities and earn brokerage or other compensation or act as a market maker in the financial instruments of the company(ies) discussed herein or act as an advisor or lender/borrower to such company(ies)
- received compensation from the subject company in the past 12 months for investment banking / merchant banking / brokerage services or from other than said services.
- Served subject company as its clients during twelve months preceding the date of distribution of the research report.

The associates of MOFSL has not received any compensation or other benefits from third party in connection with the research report

Above disclosures include beneficial holdings lying in demat account of MOFSL which are opened for proprietary investments only. While calculating beneficial holdings, It does not consider demat accounts which are opened in name of MOFSL for other purposes (i.e holding client securities, collaterals, error trades etc.). MOFSL also earns DP income from clients which are not considered in above disclosures.

Analyst Certification

The views expressed in this research report accurately reflect the personal views of the analyst(s) about the subject securities or issues, and no part of the compensation of the research analyst(s) was, is, or will be directly or indirectly related to the specific recommendations and views expressed by research analyst(s) in this report.

Terms & Conditions:

This report has been prepared by MOFSL and is meant for sole use by the recipient and not for circulation. The report and information contained herein is strictly confidential and may not be altered in any way, transmitted to, copied or distributed, in part or in whole, to any other person or to the media or reproduced in any form, without prior written consent of MOFSL. The report is based on the facts, figures and information that are considered true, correct, reliable and accurate. The intent of this report is not recommendatory in nature. The information is obtained from publicly available media or other sources believed to be reliable. Such information has not been independently verified and no guaranty, representation of warranty, express or implied, is made as to its accuracy, completeness or correctness. All such information and opinions are subject to change without notice. The report is prepared solely for informational purpose and does not constitute an offer document or solicitation of offer to buy or sell or subscribe for securities or other financial instruments for the clients. Though disseminated to all the customers simultaneously, not all customers may receive this report at the same time. MOFSL will not treat recipients as customers by virtue of their receiving this report.

Disclaimer:

The report and information contained herein is strictly confidential and meant solely for the selected recipient and may not be altered in any way, transmitted to, copied or distributed, in part or in whole, to any other person or to the media or reproduced in any form, without prior written consent. This report and information herein is solely for informational purpose and may not be used or considered as an offer document or solicitation of offer to buy or sell or subscribe for securities or other financial instruments. Nothing in this report constitutes investment, legal, accounting and tax advice or a representation that any investment or strategy is suitable or appropriate to your specific circumstances. The securities discussed and opinions expressed in this report may not be suitable for all investors, who must make their own investment decisions, based on their own investment objectives, financial positions and needs of specific recipient. This may not be taken in substitution for the exercise of independent judgment by any recipient. Each recipient of this document should make such investigations as it deems necessary to arrive at an independent evaluation of an investment in the securities of companies referred to in this document (including the merits and risks involved), and should consult its own advisors to determine the merits and risks of such an investment. The investment discussed or views expressed may not be suitable for all investors. Certain transactions including those involving futures, options, another derivative products as well as non-investment grade securities - involve substantial risk and are not suitable for all investors. No representation or warranty, express or implied, is made as to the accuracy, completeness or fairness of the information and opinions contained in this document. The Disclosures of Interest Statement incorporated in this document is provided solely to enhance the transparency and should not be treated as endorsement of the views expressed in the report. This information is subject to change without any prior notice. The Company reserves the right to make modifications and alternations to this statement as may be required from time to time without any prior approval. MOFSL, its associates, their directors and the employees may from time to time, effect or have effected an own account transaction in, or deal as principal or agent in or for the securities mentioned in this document. They may perform or seek to perform investment banking or other services for, or solicit investment banking or other business from, any company referred to in this report. Each of these entities functions as a separate, distinct and independent of each other. The recipient should take this into account before interpreting the document. This report has been prepared on the basis of information that is already available in publicly accessible media or developed through analysis of MOFSL. The views expressed are those of the analyst, and the Company may or may not subscribe to all the views expressed therein. This document is being supplied to you solely for your information and may not be reproduced, redistributed or passed on, directly or indirectly, to any other person or published, copied, in whole or in part, for any purpose. This report is not directed or intended for distribution to, or use by, any person or entity who is a citizen or resident of or located in any locality, state, country or other jurisdiction, where such distribution, publication, availability or use would be contrary to law, regulation or which would subject MOFSL to any registration or licensing requirement within such jurisdiction. The securities described herein may or may not be eligible for sale in all jurisdictions or to certain category of investors. Persons in whose possession this document may come are required to inform themselves of and to observe such restriction. Neither the Firm, not its directors, employees, agents or representatives shall be liable for any damages whether direct or indirect, incidental, special or consequential including lost revenue or lost profits that may arise from or in connection with the use of the information. The person accessing this information specifically agrees to exempt MOFSL or any of its affiliates or employees from, any and all responsibility/liability arising from such misuse and agrees not to hold MOFSL or any of its affiliates or employees responsible for any such misuse and further agrees to hold MOFSL or any of its affiliates or employees free and harmless from all losses, costs, damages, expenses that may be suffered by the person accessing this information due to any errors and delays.

This report is meant for the clients of Motilal Oswal only.

Investment in securities market are subject to market risks. Read all the related documents carefully before investing.

Registration granted by SEBI and certification from NISM in no way guarantee performance of the intermediary or provide any assurance of returns to investors.

Registered Office Address: Motilal Oswal Tower, Rahimtullah Sayani Road, Opposite Parel ST Depot, Prabhadevi, Mumbai-400025; Tel No.: 022 - 71934200 / 71934263;

www.motilaloswal.com. Correspondence Address: Palm Spring Centre, 2nd Floor, Palm Court Complex, New Link Road, Malad (West), Mumbai- 400 064. Tel No: 022 71881000. Details of

Compliance Officer: Neeraj Agarwal, Email Id: na@motilaloswal.com, Contact No.:022-40548085.

Grievance Redressal Cell:

Contact Person	Contact No.	Email ID
Ms. Hemangi Date	022 40548000 / 022 67490600	query@motilaloswal.com
Ms. Kumud Upadhyay	022 40548082	servicehead@motilaloswal.com
Mr. Ajay Menon	022 40548083	am@motilaloswal.com

Registration details of group entities.: Motilal Oswal Financial Services Ltd. (MOFSL): INZ000158836 (BSE/NSE/MCX/NCDX); CDSL and NSDL: IN-DP-16-2015; Research Analyst: INH000000412. AMFI: ARN : 146822. IRDA Corporate Agent – CA0579. Motilal Oswal Financial Services Ltd. is a distributor of Mutual Funds, PMS, Fixed Deposit, Insurance, Bond, NCDs and IPO products.

Customer having any query/feedback/ clarification may write to query@motilaloswal.com. In case of grievances for any of the services rendered by Motilal Oswal Financial Services Limited (MOFSL) write to grievances@motilaloswal.com, for DP to dpgrievances@motilaloswal.com.