

Invest in

ICICI Prudential **Nifty 500 Index Fund**

Let the **top 500 companies**
power your portfolio.

NFO Dec 10, 2024
DATE Dec 17, 2024



Investing in an Index Fund

Index funds are mutual funds that replicate the underlying index



CONVENIENCE

Index funds offer SIPs, switches, and other features for investment without requiring a Demat account



LOW COST

Index funds are a relatively low-cost option to invest in diversified asset classes



TRACKING AN INDEX

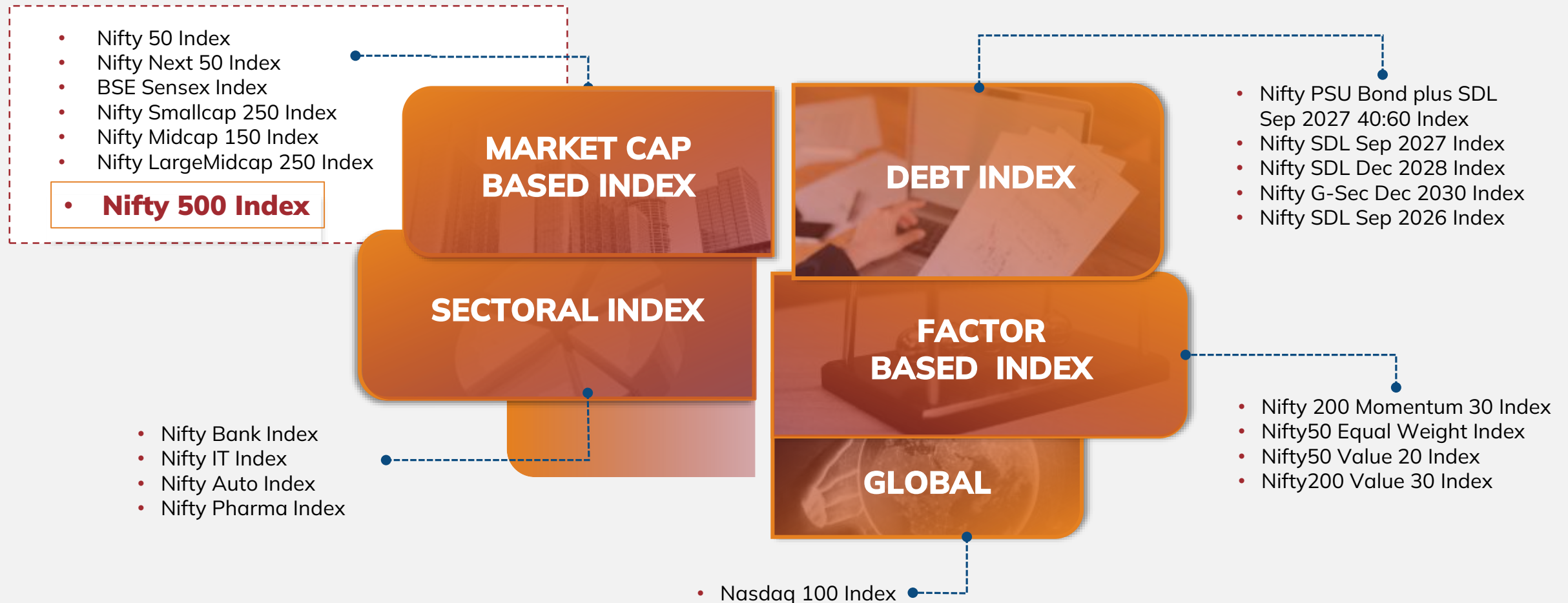
Index funds can be used to track an index representing a market segment, style or asset class



TRANSPARENCY

The underlying constituents of the index are available on the exchange website every day

Some of the Key Indices in our Index Fund Bouquet



Broad market index funds provide significant long-term advantages, as advocated by legendary investor **Warren Buffett.**

As per him, index funds offers investors an opportunity to hold a **diverse portfolio** of companies that collectively performs well over time. This **low-cost approach** is one of the smart way to aim to **achieve a relatively steady growth with minimal effort.**

About Nifty 500

Index Objective: NIFTY 500 represents the top 500 companies based on full market capitalization from the eligible universe

INDEX METHODOLOGY



Eligible Universe

Top 800 companies by average turnover and total market-cap



Stock Selection

Top 500 companies based on total market-cap



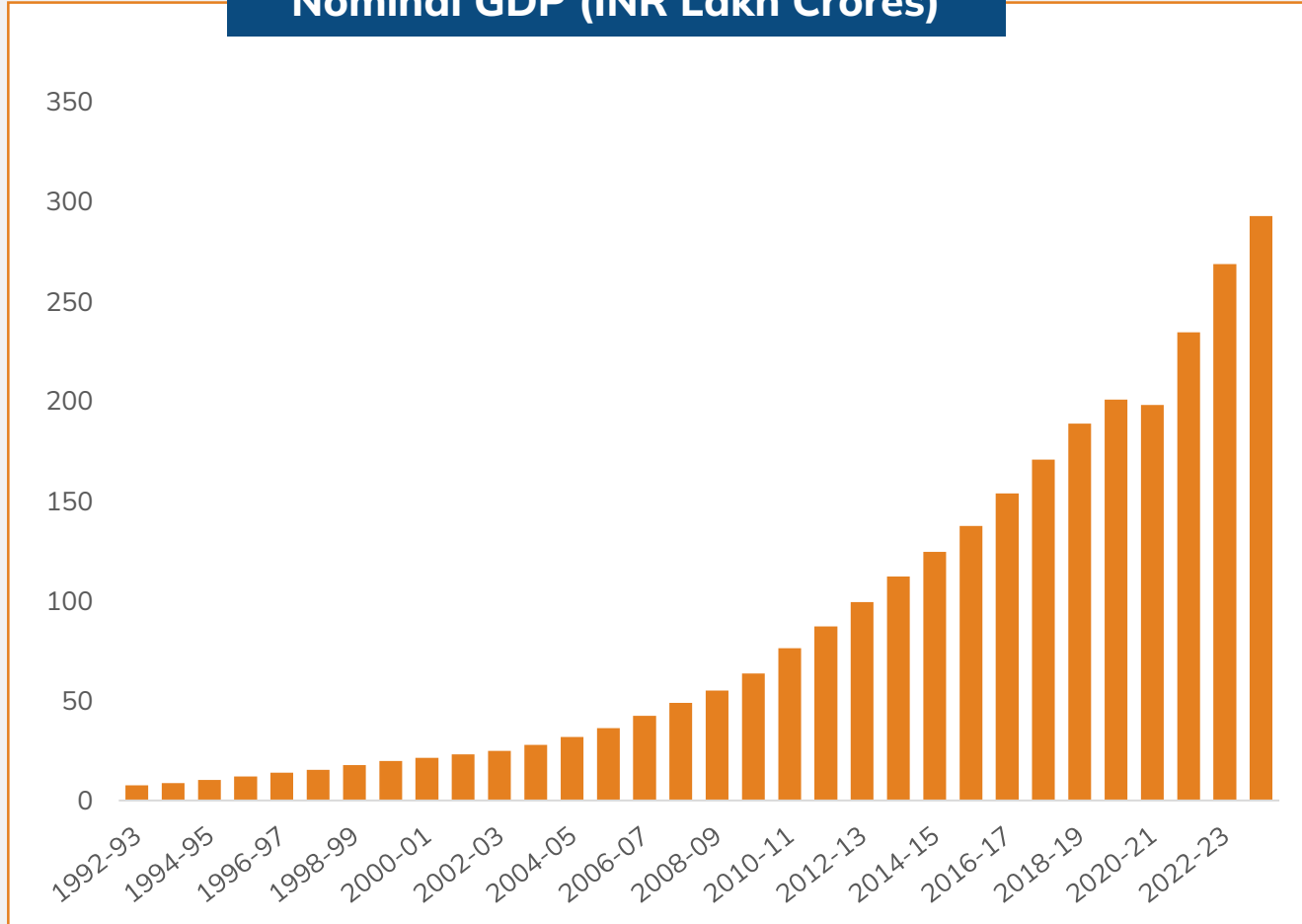
Reconstitution and Weighing

- Reconstitution - Semi Annually
- Weighing - Based on Free Float Market-Cap

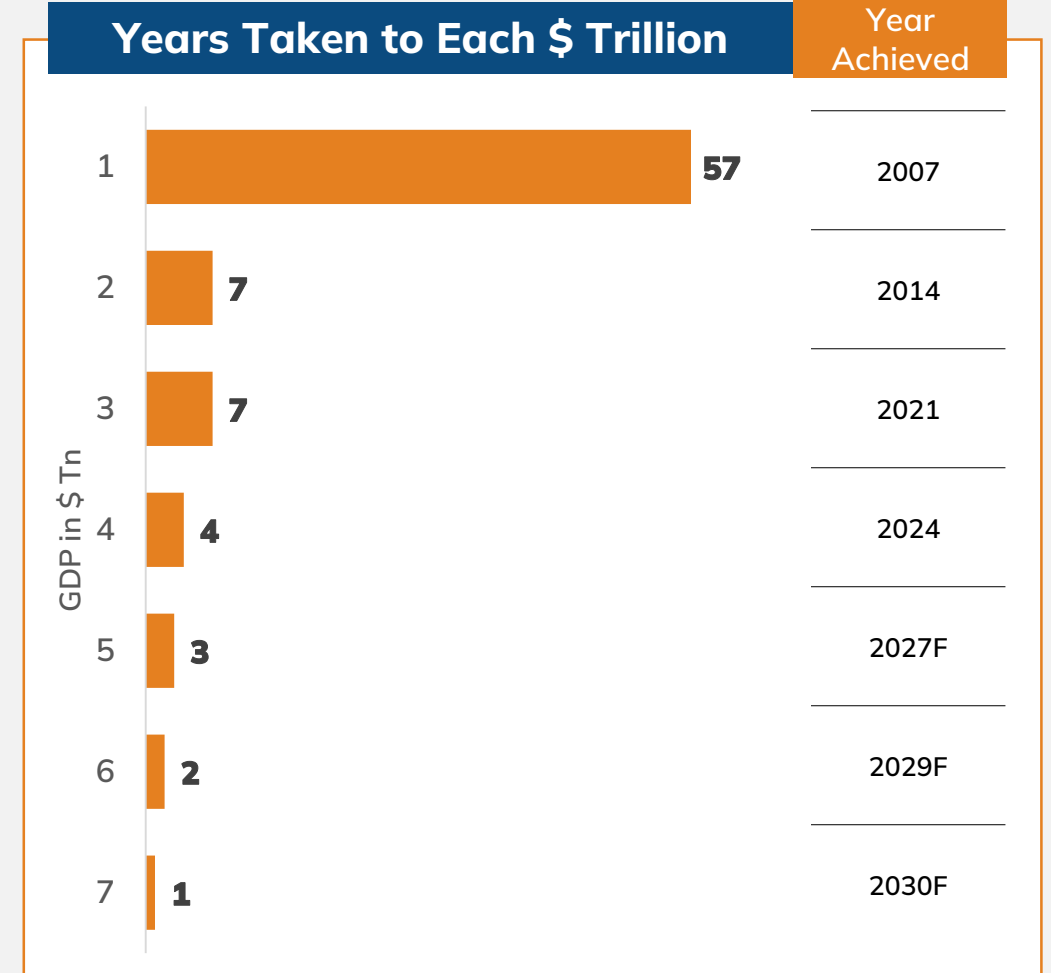
India's economy is poised for rapid and sustained growth

India's economy has been booming and experts predict it will only accelerate further

Nominal GDP (INR Lakh Crores)



Years Taken to Each \$ Trillion



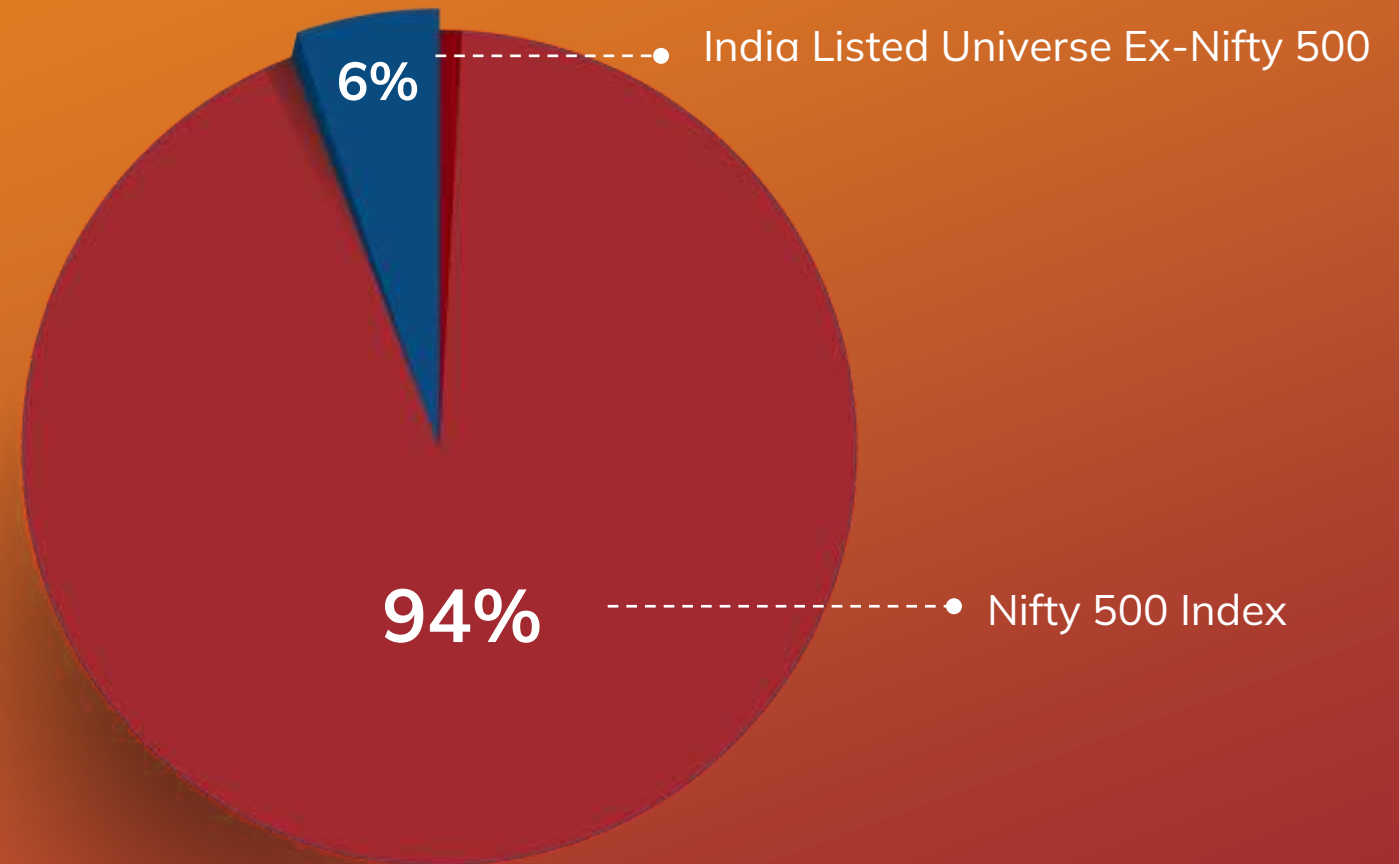
Source: Nuvama Research ,RBI. Times of India, IMF World Economic Outlook 2023. F-Forecast

And Nifty 500 is an ideal choice to participate in this trend



Because Nifty 500 offers
broadest coverage of around

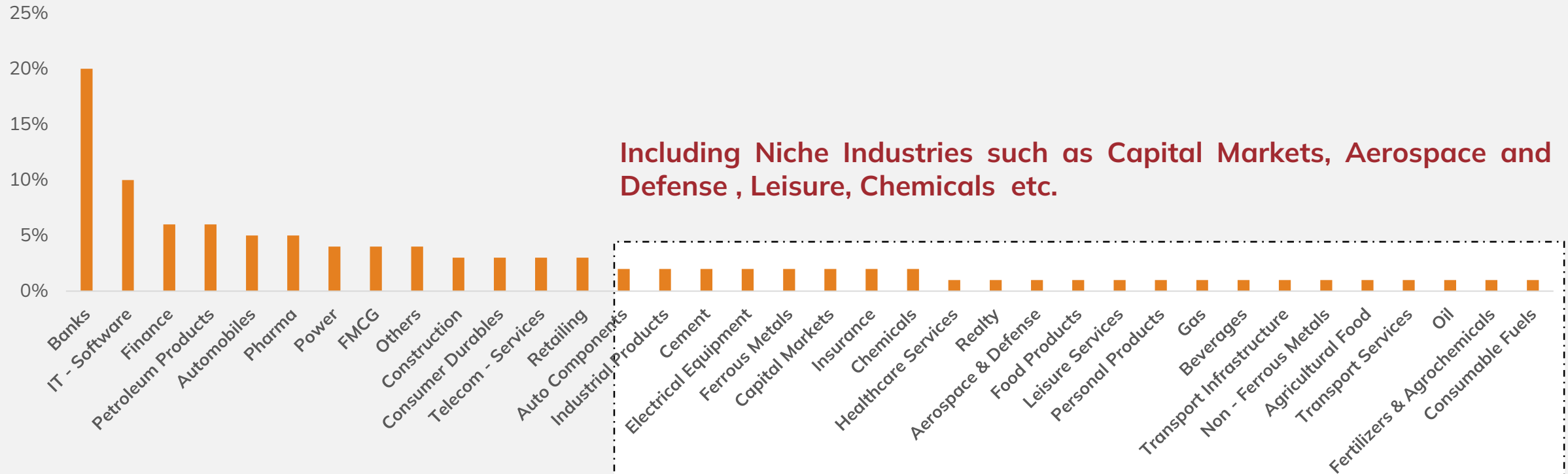
**94% of India's
Listed Universe**



Source: Nifty Indices . Nuvama Research Data as on 31st October 2024

Robust sector diversification

Nifty 500 offers robust sector-level diversification encompassing over 50 Industries

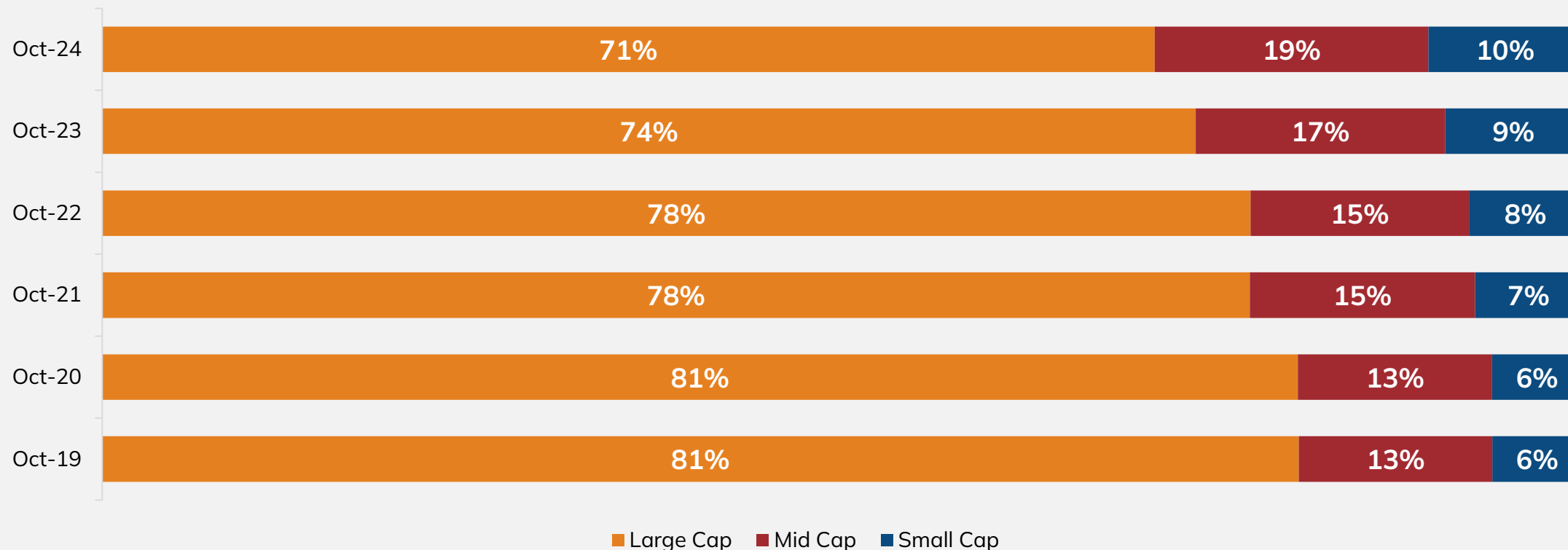


Data as on November 11, 2024. Past performance may or may not be sustainable in the future. Data Source : Nifty Indices <https://www.niftyindices.com/reports/historical-data> .MFI Explorer. MFI Explorer is a tool provided by ICRA Online Ltd. For their standard disclaimer please visit <http://www.icraonline.com/legal/standard-disclaimer.html>.

Dynamic diversification across market cap

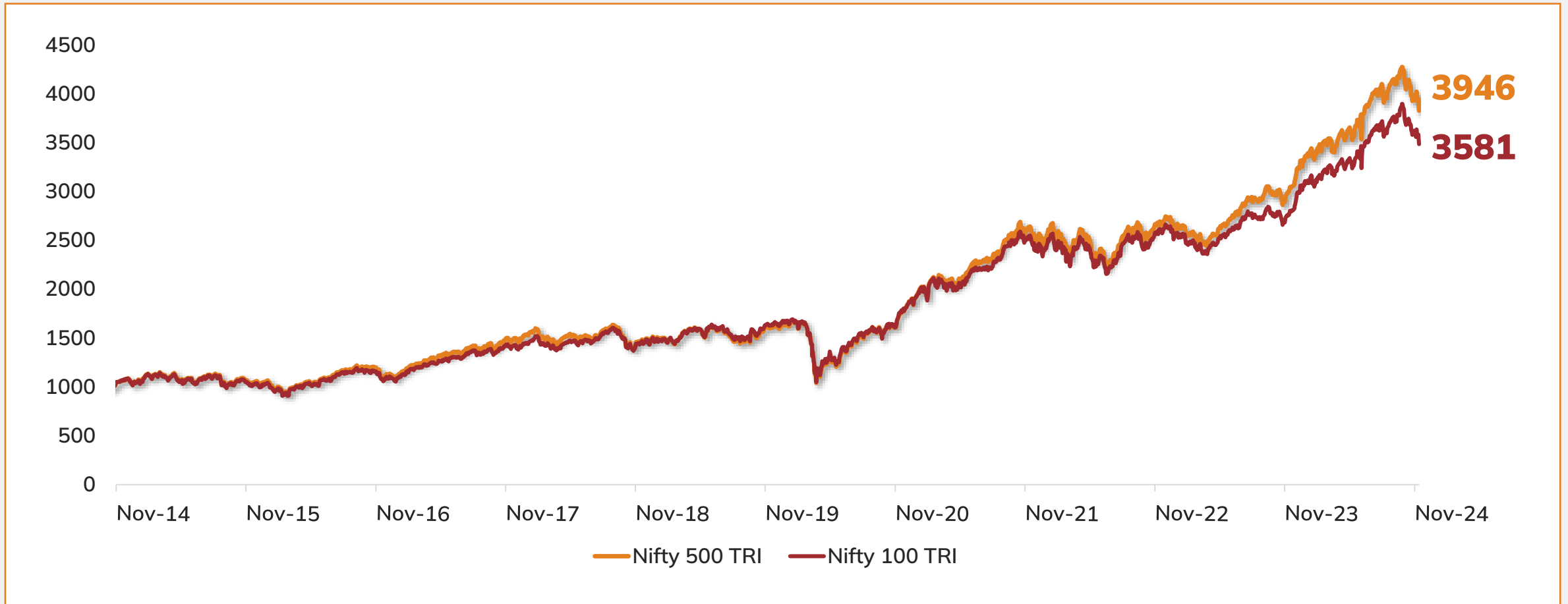


Nifty 500 provides dynamic exposure to the large, mid and small-cap segments of the market, capturing growth opportunities while adapting to changing market conditions



Data as on November 11, 2024. Past performance may or may not be sustainable in the future. Data Source : Nifty Indices <https://www.niftyindices.com/reports/historical-data> .MFI Explorer. MFI Explorer is a tool provided by ICRA Online Ltd. MFI Explorer is a tool provided by ICRA Online Ltd. For their standard disclaimer please visit <http://www.icraonline.com/legal/standard-disclaimer.html>.

Nifty 500 TRI: Performance Snapshot



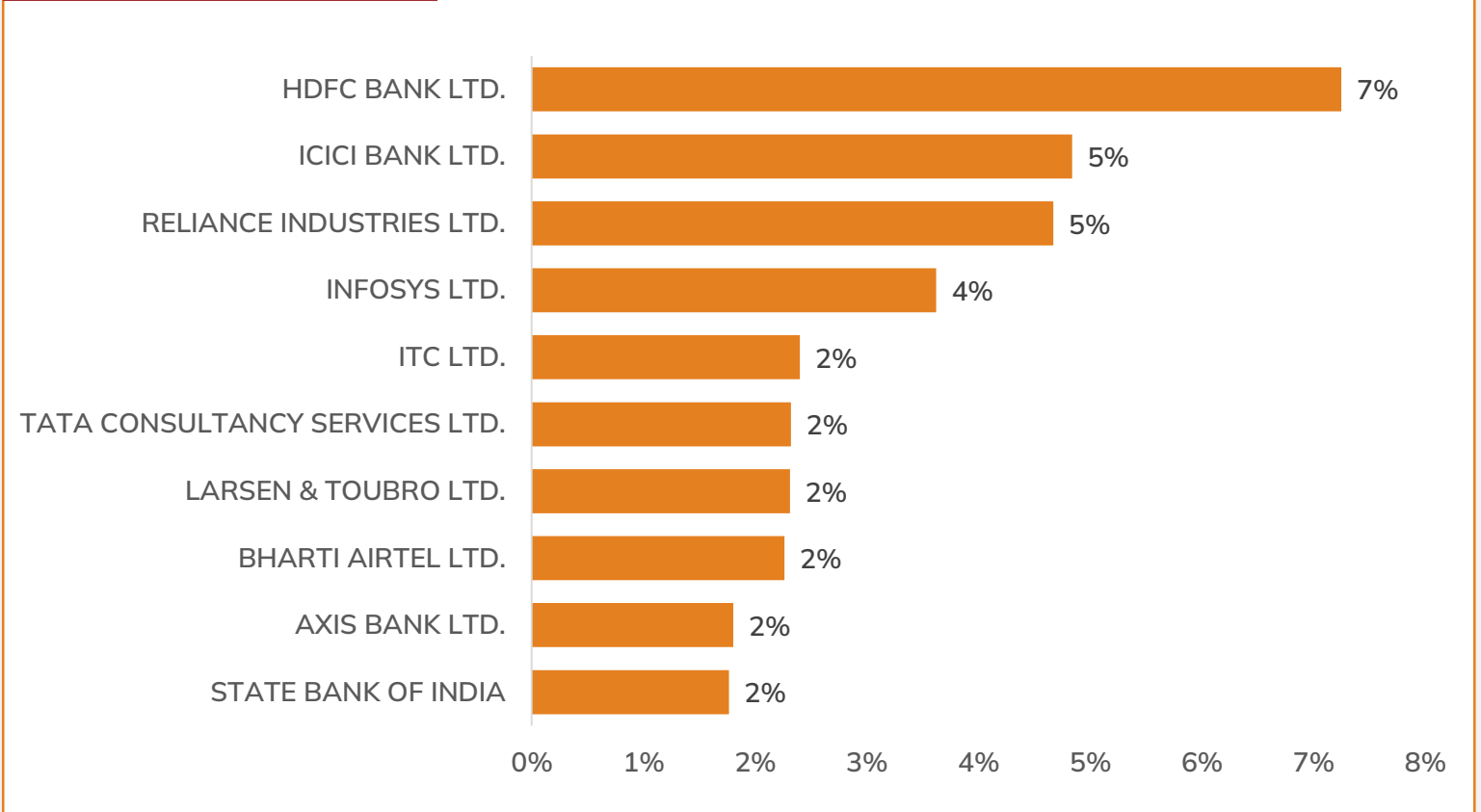
Data as on November 11, 2024. Past performance may or may not be sustainable in the future. Data Source : Nifty Indices <https://www.niftyindices.com/reports/historical-data> .MFI Explorer. MFI Explorer is a tool provided by ICRA Online Ltd. MFI Explorer is a tool provided by ICRA Online Ltd. For their standard disclaimer please visit <http://www.icraonline.com/legal/standard-disclaimer.html>. Returns rebased to Rs. 1000 as of 1st October 2014

Nifty 500 TRI: Portfolio Snapshot



Index	P/E Ratio	P/B Ratio	Dividend Yield
Nifty 500 Index	26.07	3.95	1.13
Nifty 100 Index	23.14	3.66	1.27

Top 10 Holdings



Performance of the index does not signify the returns of the scheme. Past performance may or may not be sustainable in the future. The stocks mentioned here are forming part of Nifty 500 Index as on November 11, 2024. The sector(s)/stock(s) mentioned in this document do not constitute any recommendation of the same and ICICI Prudential Mutual Fund may or may not have any future positions in the sector(s)/stock(s). The asset allocation and investment strategy will be as per SID

Data as on October 31, 2024. Data Source : Nifty Indices <https://www.niftyindices.com/reports/index-factsheet>

Nifty 500 TRI: Calendar Year Returns



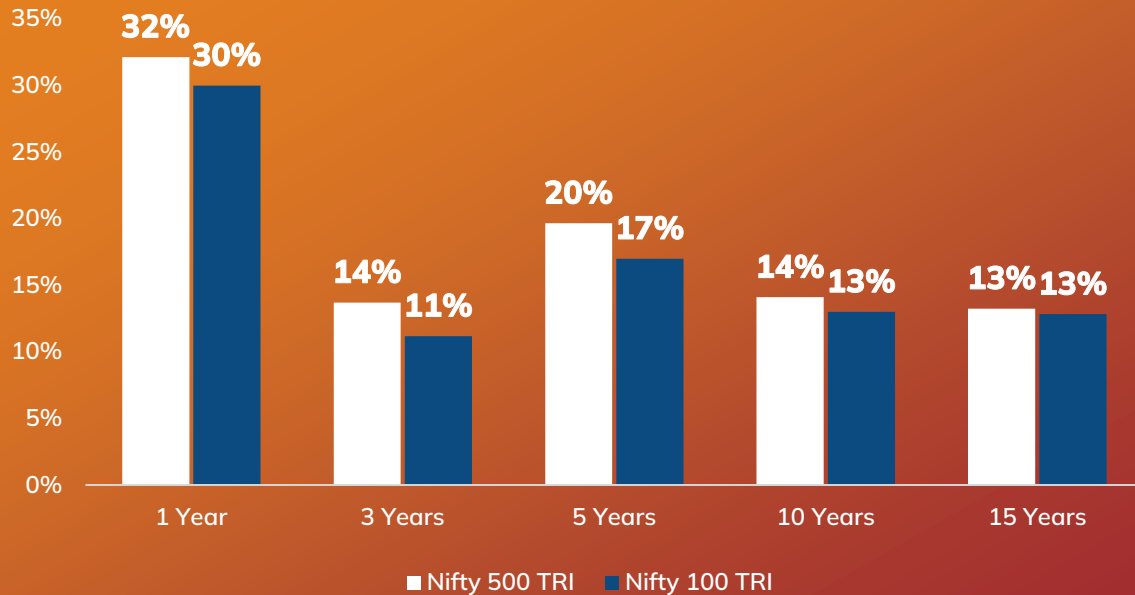
Nifty 500 has delivered returns by participating in rallies driven by large-cap stocks while mitigating volatility during declines in mid-cap and small-cap stocks

Year	Nifty 500 TRI	Large- cap	Mid-Smallcap
2014	39%	35%	64%
2015	0%	-1%	10%
2016	5%	5%	4%
2017	37%	33%	55%
2018	-2%	3%	-17%
2019	9%	11%	-2%
2020	18%	16%	25%
2021	31%	26%	51%
2022	3%	3%	1%
2023	26%	21%	45%
2024-YTD	17%	15%	22%

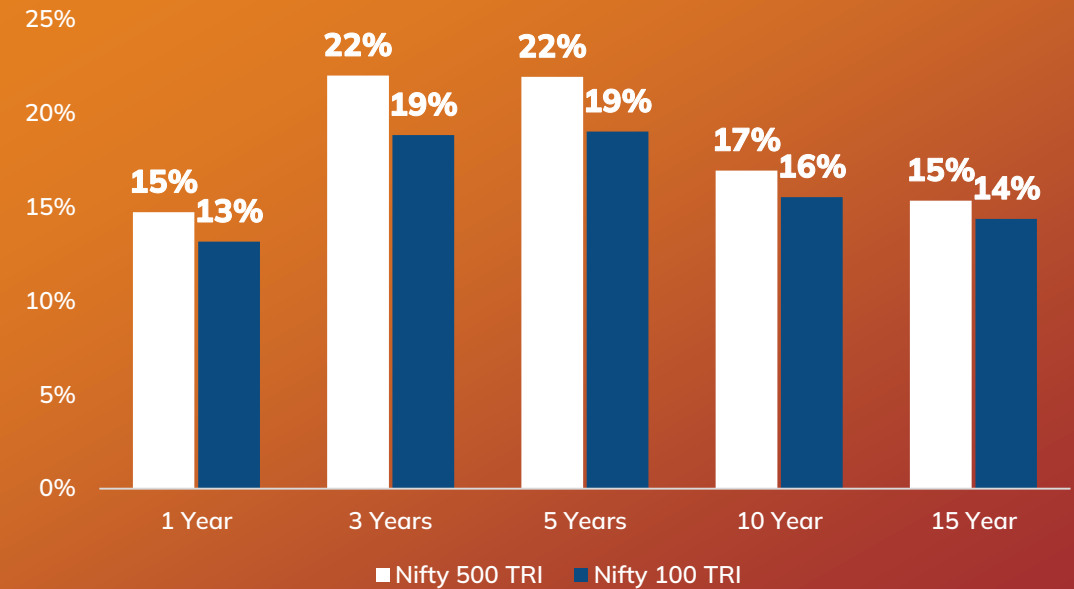
Data as on November 11, 2024. Past performance may or may not be sustainable in the future. Data Source : Nifty Indices <https://www.niftyindices.com/reports/historical-data> .MFI Explorer. MFI Explorer is a tool provided by ICRA Online Ltd. MFI Explorer is a tool provided by ICRA Online Ltd. For their standard disclaimer please visit <http://www.icraonline.com/legal/standard-disclaimer.html>. Large Cap refers to Nifty 100 TRI and Mid-Small Cap refers to Nifty Midsmallcap 400 TRI

Nifty 500 TRI: CAGR and SIP Returns

CAGR Returns



SIP Returns*



Data as on November 11, 2024. Past performance may or may not be sustainable in the future. Data Source : Nifty Indices <https://www.niftyindices.com/reports/historical-data> .MFI Explorer. MFI Explorer is a tool provided by ICRA Online Ltd. For their standard disclaimer please visit <http://www.icraonline.com/legal/standard-disclaimer.html>. CAGR- Compounded Annual Growth Rate .


*SIP investment of Rs.1000 at the beginning of the each month for last 15 years

Why Invest in ICICI Prudential Nifty 500 Index Fund?




ECONOMIC GROWTH

Easier way for investors to engage in India's growth story






LOW CAPITAL REQUIREMENT

For a minimum investment amount of INR 100, access 500 Top companies based on market cap



SYSTEMATIC FEATURES

Investors can benefit from Systematic Investment Plan (SIP), Systematic Transfer Plan (STP) etc



ROBUST DIVERSIFICATION

Nifty 500 index offers a comprehensive and robust diversification across market cap

MARKETCAP EXPOSURE

Broad exposure to Indian equities, with the Scheme investing in diversified constituents

NON-DEMAT HOLDERS

Will allow non demat account holders to seek exposure to broad segments of the market


Scheme Details



Scheme Characteristics

Scheme Name	ICICI Prudential Nifty 500 Index Fund
NFO Period	10 th December- 17 th December 2024
Plans / Options	Plans: Regular & Direct
	Options: Growth & IDCW (IDCW Payout & IDCW Reinvestment)
Exit Load	Nil
	The Trustees shall have a right to prescribe or modify the exit load structure with prospective effect subject to a maximum prescribed under the Regulations.
Minimum Application Amount, including switches	<u>DURING NEW FUND OFFER PERIOD/ DURING ONGOING OFFER PERIOD:</u>
	Rs. 100/- (plus in multiple of Re. 1)
	Minimum application amount for switch-ins: Rs. 100/- and any amount thereafter.
Minimum Additional Application Amount, including switches	Rs.100/- (plus in multiple of Re.1)
	Minimum additional application amount for switch ins – Rs. 100/- and any amount thereafter.
SIP amount	<u>DURING NEW FUND OFFER PERIOD/ DURING ONGOING OFFER PERIOD:</u>
	· Daily, Weekly, Fortnightly, Monthly SIP [§] : Rs. 100/- (plus in multiple of Re. 1/-) Minimum installments: 6
	· Quarterly SIP [§] : Rs. 100/- (plus in multiple of Re. 1/-) Minimum installments – 4
	[§] The applicability of the minimum amount of installment mentioned is at the time of registration only
Benchmark	Nifty 500 TRI
Allotment Date	Within 5 Business days of NFO closing
Listing	Being an open ended scheme, the Units of the Scheme will not be listed on any stock exchange, at present.
Fund Manager	Mr. Nishit Patel ,Ms. Priya Sridhar and Ms. Ashwini Shinde
MICR Cheques, Transfer cheques & RTGS	MICR cheques will be accepted till the end of business hours up to 17 th December 2024.
	Electronic Payments and Real Time Gross Settlement (RTGS) requests will be accepted till the end of business hours up to 17 th December 2024.
Switches	Switch-in requests from equity and other schemes will be accepted up to 17 th December 2024 till the cut-off time applicable for switches.
	Switch-in request from ICICI Prudential US Bluechip Equity Fund, ICICI Prudential Global Advantage Fund (FOF), ICICI Prudential Nasdaq 100 Index Fund, ICICI Prudential Strategic Metal & Energy Equity Fund of Fund and ICICI Prudential Global Stable Equity Fund (FOF) will not be accepted.

Riskometer and Disclaimer

<p>ICICI Prudential Nifty 500 Index Fund (An open ended index scheme replicating Nifty 500 Index) is suitable for investors who are seeking:*</p>	<p style="text-align: center;">SCHEME RISKOMETER</p>  <p style="text-align: center;">The risk of the scheme is very high</p> <p style="text-align: center;">Investors understand that their principal will be at Very High risk</p>
<ul style="list-style-type: none"> • Long term wealth creation solution • An index fund that seeks to track returns by investing in a basket of Nifty 500 Index stocks and aims to achieve returns of the stated index, subject to tracking error. 	
<p>*Investors should consult their financial advisers if in doubt about whether the product is suitable for them.</p>	

It may be noted that the scheme risk-o-meter specified above is based on the internal assessment of the scheme characteristics and may vary post NFO when the actual investments are made. The same shall be updated on ongoing basis in accordance with clause 17.4 of the Master Circular.

Disclaimer by the National Stock Exchange of India Limited : It is to be distinctly understood that the permission given by National Stock Exchange of India Limited (NSE) should not in any way be deemed or construed that the Scheme Information Document has been cleared or approved by NSE nor does it certify the correctness or completeness of any of the contents of the Scheme Information Document. The investors are advised to refer to the Scheme Information Document for the full text of the 'Disclaimer Clause of NSE'.

Disclaimer by the BSE Limited: It is to be distinctly understood that the permission given by BSE Limited should not in any way be deemed or construed that the SID has been cleared or approved by BSE Limited nor does it certify the correctness or completeness of any of the contents of the SID. The investors are advised to refer to the SID for the full text of the Disclaimer Clause of the BSE Limited

Disclaimer of NSE Indices Limited: The Products offered by "ICICI Prudential Mutual Fund/ICICI Prudential Asset Management Company Limited" or its affiliates is not sponsored, endorsed, sold or promoted by NSE Indices Limited (NSE Indices) and its affiliates. NSE Indices and its affiliates do not make any representation or warranty, express or implied (including warranties of merchantability or fitness for particular purpose or use) to the owners of these Products or any member of the public regarding the advisability of investing in securities generally or in the Products linked to their underlying indices to track general stock market performance in India. Please read the full Disclaimers in relation to the underlying indices in the respective Scheme Information Document.

Mutual Fund investments are subject to market risks, read all scheme related documents carefully.

Disclaimer: All figures and other data given in this document are dated as of October 31, 2024 unless stated otherwise. The same may or may not be relevant at a future date. The information shall not be altered in any way, transmitted to, copied or distributed, in part or in whole, to any other person or to the media or reproduced in any form, without prior written consent of ICICI Prudential Asset Management Company Limited (the AMC). Prospective investors are advised to consult their own legal, tax and financial advisors to determine possible tax, legal and other financial implication or consequence of subscribing to the units of ICICI Prudential Mutual Fund.

Disclaimer: In the preparation of the material contained in this document, the AMC has used information that is publicly available, including information developed in-house. Some of the material(s) used in the document may have been obtained from members/persons other than the AMC and/or its affiliates and which may have been made available to the AMC and/or to its affiliates. Information gathered and material used in this document is believed to be from reliable sources. The AMC however does not warrant the accuracy, reasonableness and / or completeness of any information. We have included statements / opinions / recommendations in this document, which contain words, or phrases such as “will”, “expect”, “should”, “believe” and similar expressions or variations of such expressions, that are “forward looking statements”. Actual results may differ materially from those suggested by the forward looking statements due to risk or uncertainties associated with our expectations with respect to, but not limited to, exposure to market risks, general economic and political conditions in India and other countries globally, which have an impact on our services and / or investments, the monetary and interest policies of India, inflation, deflation, unanticipated turbulence in interest rates, foreign exchange rates, equity prices or other rates or prices etc. ICICI Prudential Asset Management Company Limited (including its affiliates), the Mutual Fund, The Trust and any of its officers, directors, personnel and employees, shall not liable for any loss, damage of any nature, including but not limited to direct, indirect, punitive, special, exemplary, consequential, as also any loss of profit in any way arising from the use of this material in any manner. Further, the information contained herein should not be construed as forecast or promise. The recipient alone shall be fully responsible/are liable for any decision taken on this material.