

## Our latest O&G updates



## Demand a worry, but OMCs poised for another leg up

- Re-iterate Buy on ONGC and Oil India despite oil price-related risks:** In Jun'24, we highlighted the potential risks to ONGC and Oil India's crude realization assumption of USD 73-74/bbl in our report titled ["Oil price outlook: Has the crude oil party peaked?"](#) Since then, the lower crude price momentum has led to corrections of 9% for ONGC and 18% for Oil India over the past four weeks. The International Energy Agency (IEA) has continued to moderate its demand assumptions for both CY24 and CY25, even as supply risks continue to mount. However, following the recent corrections, **we believe that both ONGC and OINL are now pricing in the realization-related risks. Hence, we reiterate our BUY rating on both these stocks.**
- Refining margin weak but likely to bottom out:** The Singapore GRM in 1HFY25YTD has averaged only USD3.6/bbl, reflecting the effects of a subdued oil demand environment. However, key product inventories globally remain at the lower to mid-range of the last five years. We anticipate limited downside for refining margins from current levels as we approach the seasonally stronger winter months.
- Marketing margin outlook remains robust; OMC profitability likely to remain strong:** Against the backdrop of weak crude oil prices and a range-bound refining GRM environment, the outlook for marketing margins remains strong. We believe the risk of a historical retail price cut for MS/HSD before the upcoming key state elections is overstated. Instead, the central government may urge individual states to reduce state taxes to provide relief to consumers. While OMCs appear to be trading at the higher end of the historical range, street earnings estimates are building in only INR3-4/lit marketing margin (current margins are above INR10/lit).



## Demand and OPEC+ spare capacity multi-year overhangs

- In its latest monthly oil market report, IEA reiterated that:** 1) the oil demand outlook remains soft at 900/950kb per day in CY24/CY25; and 2) oil supply is set to rise 2.1mb/d in CY25, assuming voluntary cuts remain in place. IEA increased its OPEC+ supply growth marginally by 140kb/d for CY25.
- Demand estimate dips marginally:** IEA has reduced its global oil demand estimate to 900/950kb per day in CY24/CY25 (marginally below the previous estimate). According to the IEA, global oil demand growth continues to slow down, with an increase of 800kb/d in 1HCY24, amid muted demand from China.
- The persistent weakness in oil demand,** as per the IEA, is due to a contraction in Chinese consumption, an expanding EV fleet, and an improvement in vehicle efficiency. Crude oil imports hit a 22-month low in Jul'24, as demand for industrial fuels and petrochemical feedstock was weak.
- Key OPEC players raise production in Aug'24:** According to IEA, Iran, Kuwait, Saudi Arabia, and the UAE increased their oil production by ~1.5-2.0% each MoM in Aug'24, leading to 300kb/d increase in oil production and an equivalent reduction in spare capacity. Kuwait, the UAE, and Saudi Arabia together still account for 77% of the OPEC+ spare capacity. With the reversal of voluntary cuts from Dec'24, these four countries together shall add ~1.8mb/d oil production over the current levels by Dec'25.



Abhishek Nigam – Research Analyst (Abhishek.Nigam@MotilalOswal.com)

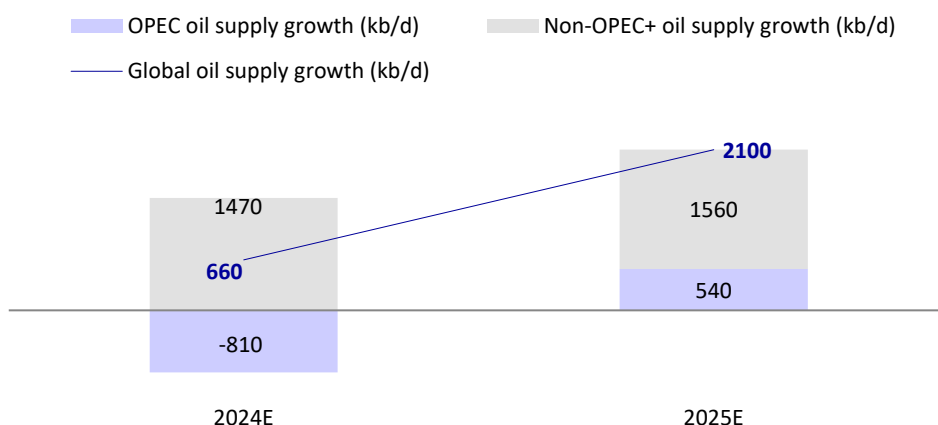
Research Analyst - Rishabh Daga (Rishabh.Daga@MotilalOswal.com) | Preksha Daga (Preksha.Daga@MotilalOswal.com)

Investors are advised to refer through important disclosures made at the last page of the Research Report.

Motilal Oswal research is available on [www.motilaloswal.com/Institutional-Equities](http://www.motilaloswal.com/Institutional-Equities), Bloomberg, Thomson Reuters, Factset and S&P Capital.

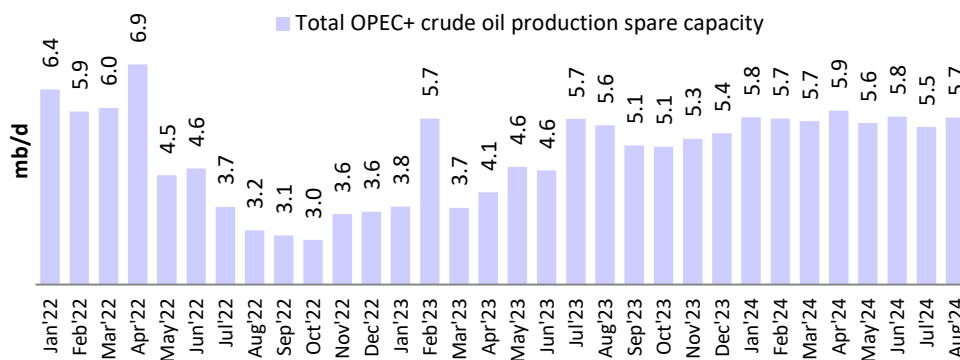
- **Non-OPEC supply remains robust:** The IEA expects global oil supply to report a lower-than-estimated increase of 660kb/d for CY24 (vs. 730kb/d rise estimated previously). This reduction is primarily attributable to outages in Libya and the US Gulf. OPEC+ production is projected to decline 810kb/d in CY24 (vs. 760kb/d decline estimated previously). In CY25, global supply is estimated to rise 2.1mb/d (+1.9mb/d est. in Aug'24), as non-OPEC+ output is expected to rise 1.6mb/d.
- **Our oil price assumption down 12% vs. the US EIA:** We are modeling oil prices of USD75/bbl in both FY25 and FY26, but we believe risks to a lower oil price curve continue to mount given the strong non-OPEC supply response in CY25 and beyond.

**Exhibit 1: Global oil supply to increase 660kb/d in CY24E and 2.1mb/d in CY25E**



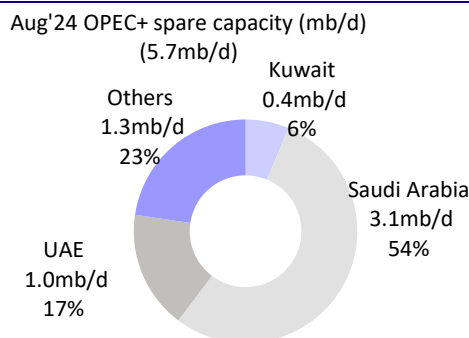
Source: IEA, MOFSL

**Exhibit 2: OPEC's surplus crude oil production capacity (mb/d)**



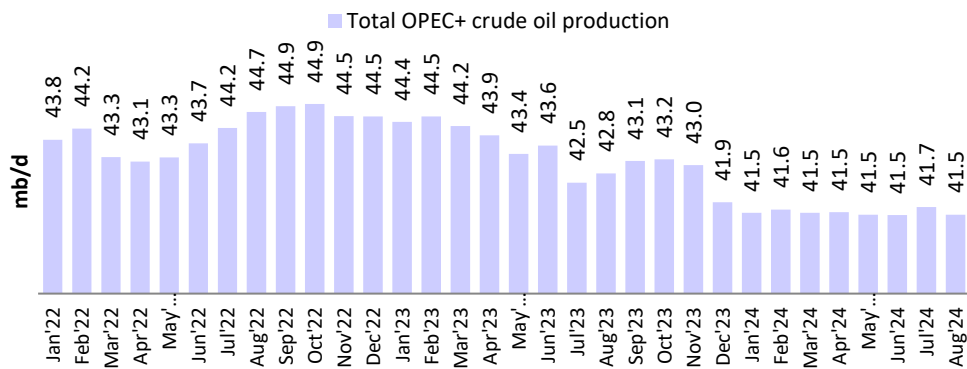
Source: IEA, MOFSL

**Exhibit 3: OPEC+ crude production – spare capacity break-up in Aug'24 (mb/d)**



Source: IEA, MOFSL

**Exhibit 4: OPEC+ crude oil production (mb/d)**

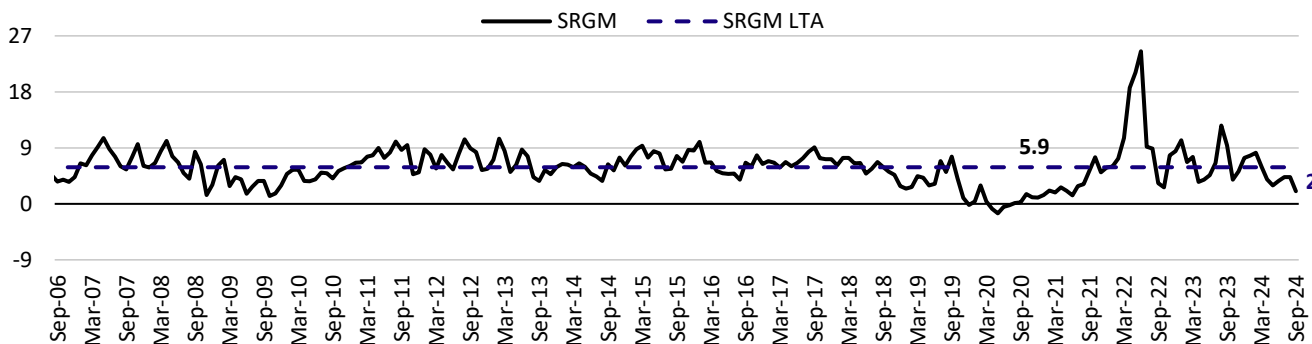


Source: IEA, MOFSL

**SG GRM contracts 53% MoM in Sep'24YTD; marketing margin strong**

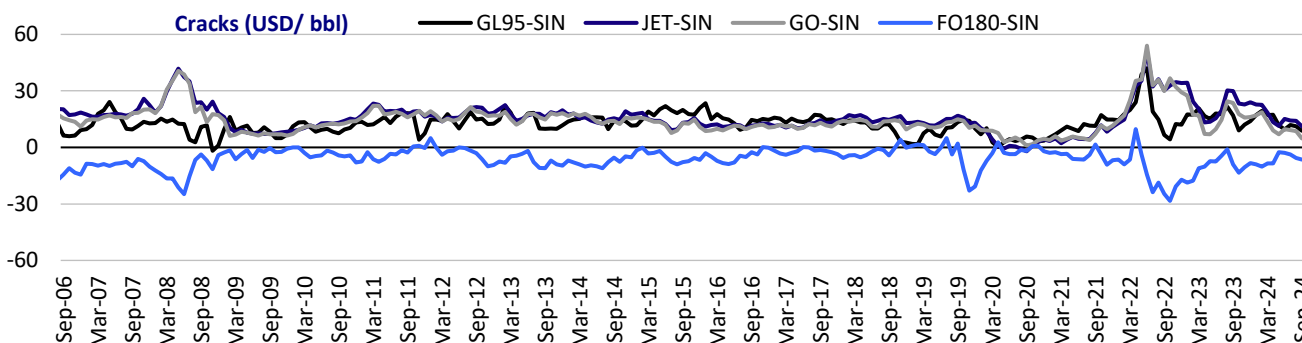
- Refining GRM has contracted 53% MoM in Sep'24YTD, with SG GRM averaging USD2/bbl vs. average of USD4.3/bbl in Aug'24. Gasoline/Jet Oil/Diesel/Fuel Oil cracks have declined 22%/21%/45%/16% MoM during the period. SG GRM currently stands at USD3.2/bbl.
- SG GRM has averaged USD3.6/bbl in 2QFY25YTD, similar on a QoQ basis. However, fuel oil GRM has averaged negative USD5.3/bbl vs. average of negative USD8.8/bbl (up 38% QoQ) in 1QFY25.
- Meanwhile, the current gross marketing margins are INR12.9/lit for MS and INR12.2/lit for HSD. However, we have modeled gross marketing margins of INR3.3/lit for both MS and HSD.
- MS and HSD's marketing margins have averaged INR9.5 and INR7.0 per lit in 2QFY25YTD, up 130% and 58% QoQ, respectively.

**Exhibit 5: SG GRM – historical trend (USD/bbl)**



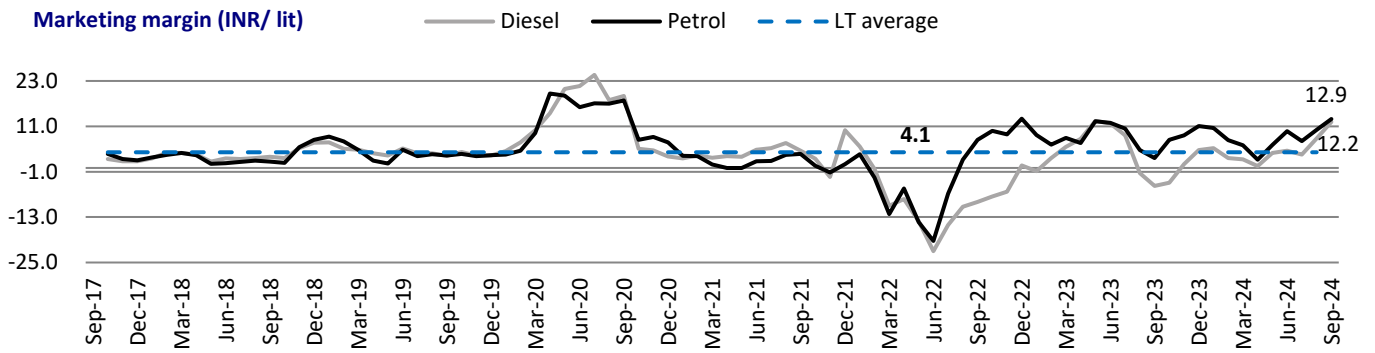
Source: Reuters, MOFSL

**Exhibit 6: Various product cracks have declined recently (USD/bbl)**



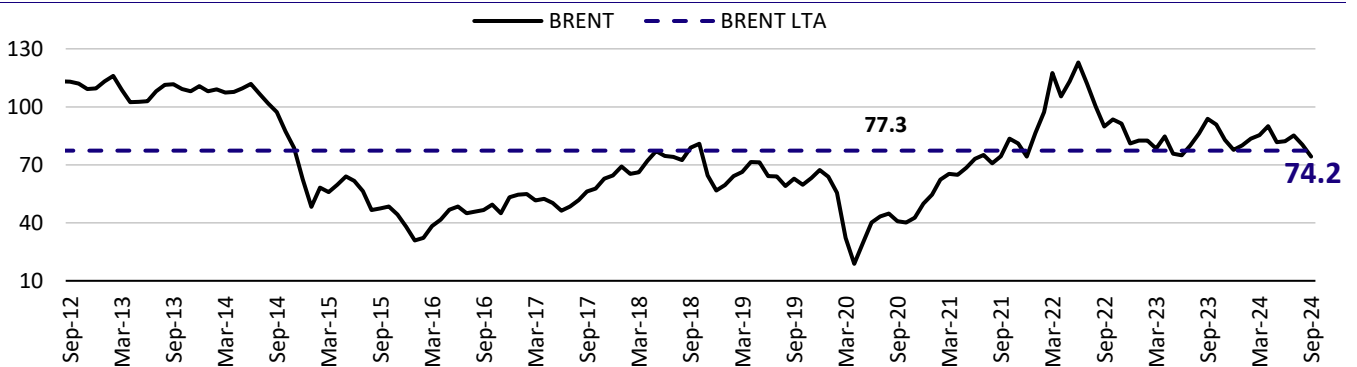
Source: Reuters, MOFSL

**Exhibit 7: Marketing margins for both petrol and diesel have improved recently**



Source: Bloomberg, MOFSL

**Exhibit 8: Brent crude – historical trend (USD/bbl)**

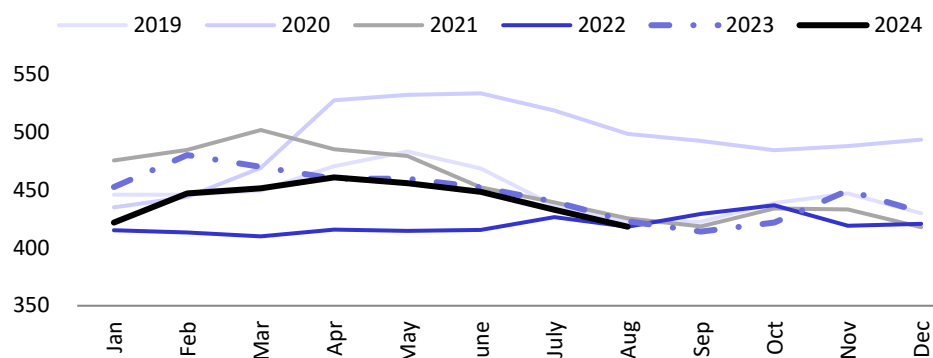


Source: Reuters, MOFSL

**Support to crude prices and refining GRMs from moderate inventory levels**

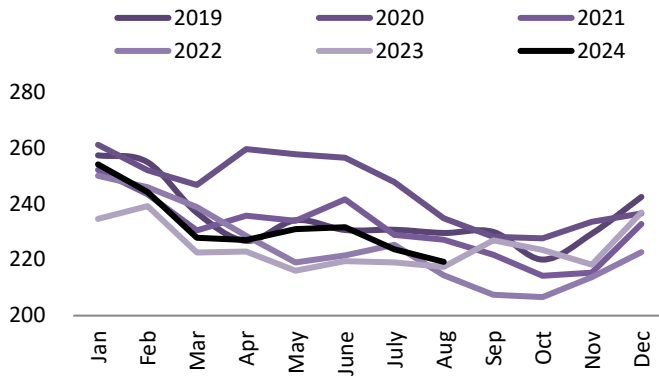
- In Jul’24, global oil inventories decreased by 47.1mb (+ 26.2mb in Jun’24). Total OECD stocks reduced counter-seasonally by 12.3mb, below the five-year average. IEA also stated that preliminary data indicates ongoing stock reductions in Aug’24 as well.
- US crude and gasoline inventories have declined since the past 3-4 months and are now at the lower end of the six-year inventory band (Aug’24-end).
- Although the US gasoil inventories have marginally increased recently, they still stand on the lower end of the six-year inventory band.
- In Asia, Singapore light and middle distillate inventories, however, are in the middle of the six-year inventory band, indicating a limited downside for refining margins from current levels as we approach the winter season.

**Exhibit 9: The US crude inventory levels (million barrels)**



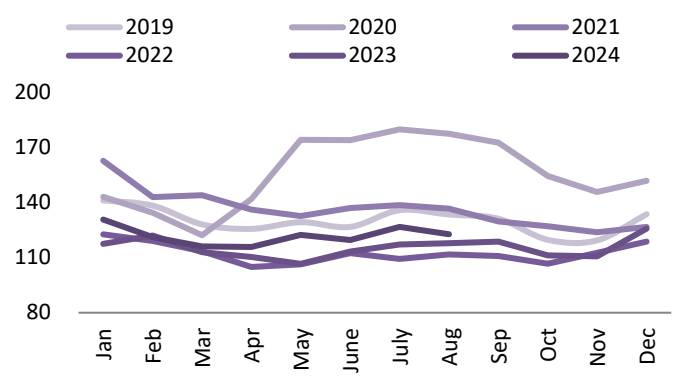
Source: Bloomberg

**Exhibit 10: The US gasoline inventory (mb)**



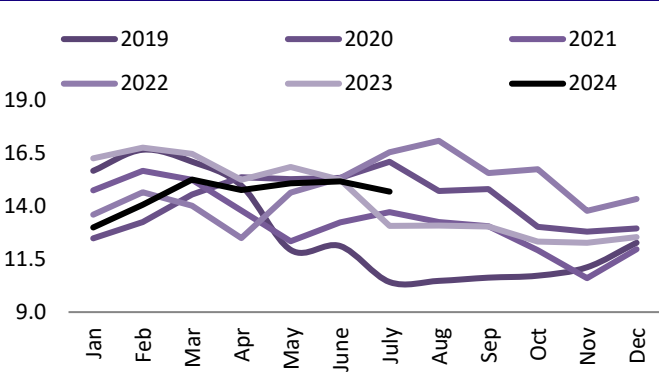
Source: Bloomberg

**Exhibit 11: The US gasoil inventory (mb)**



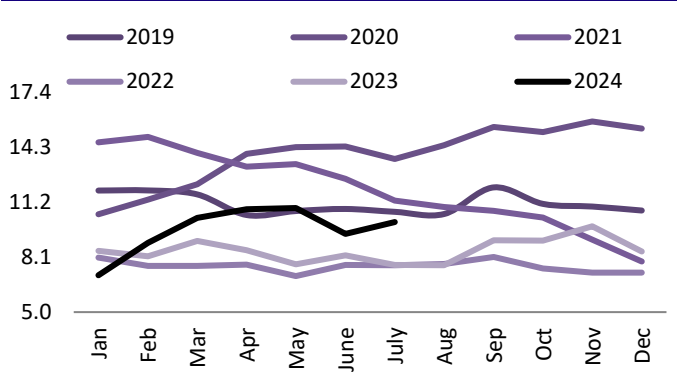
Source: Bloomberg

**Exhibit 12: Singapore light distillate inventory (mb)**



Source: Bloomberg

**Exhibit 13: Singapore middle distillate inventory (mb)**



Source: Bloomberg

**Risk of MS/HSD price cuts might be overstated**

- With strong marketing segment margins, the market is again concerned if OMCs will be pushed to cut retail prices of MS/HSD. We, however, believe this is over-estimated as: 1) the Central government undertook only a marginal price cut before elections that has not had any serious impact on OMCs’ profitability until now, and 2) the recent trend has been that individual states going into elections have cut taxes rather than a pan-India retail price cut.
- PSU OMCs had also cut petrol and diesel prices by INR2/lit each on 14<sup>th</sup> Mar’24, just before the general election. Later, on 28<sup>th</sup> Jun’24, the Maharashtra government had announced a reduction in diesel tax to 21% from 24% in the Mumbai region, resulting in a price drop of INR2/lit. Additionally, the tax on petrol was lowered to 25% from 26%, leading to a decrease of INR0.65/lit in petrol prices across Mumbai, Navi Mumbai, and Thane.

**Upcoming Lok Sabha elections in India**

State Name	End of current tenure	Election year
Haryana	4 <sup>th</sup> Nov’24	2024
Maharashtra	26 <sup>th</sup> Nov’24	2024
Jharkhand	05 <sup>th</sup> Jan’25	2025
Delhi	23 <sup>rd</sup> Feb’25	2025

### LPG under-recovery levels have largely remained same QoQ

- In the 1QFY25 earnings call, BPCL had guided for LPG under-recovery of INR6b per month. Prices for propane/butane averaged INR585/INR568 per ton in 2QFY25YTD, leading to under-recovery estimates of INR5.4b/INR5.2b/INR8.7b per month for HPCL/BPCL/IOCL.
- Every USD100/ton change in propane price leads to an additional 1.2x under-recovery of HPCL, BPCL, and IOCL.
- Note that we have already accounted for this under-recovery in our earnings estimates (to be on the conservative side). We continue to believe that the losses will likely be recovered from the government later in 2HFY25. As such, there is an upside risk to our FY25 PAT estimates for all three OMCs.

### Valuation and view – HPCL, GAIL, and OINL remain our top picks

- **HPCL** remains our preferred pick among the three OMCs. We believe that a combination of stable crude oil prices and refining GRMs presents the potential for OMCs to achieve supernormal profits, which are not currently reflected in street estimates. We model a marketing margin of INR3.3/lit for both MS and HSD in FY25-26E, while current gross marketing margins are INR12.9/lit for MS and INR12.2/lit for HSD. We see the following as major catalysts for the stock: 1) demerger and potential listing of the lubricant business, 2) commissioning of its bottom upgrade unit in Oct'24 (leading to ~USD 2/bbl higher GRMs), and 3) start of its Rajasthan refinery in 4QFY25-end.
- HPCL currently trades at 1.5x FY26E P/B, which we believe offers a reasonable margin of safety as we estimate FY26E RoE of 18.3%. Our SoTP-based TP includes:
  - The standalone refining and marketing business at 6.7x FY26 EV/EBITDA;
  - INR33/share as potential value unlocking from de-merger of the lubricant business;
  - HMEL at 8x P/E based on its FY24 PAT (HPCL's share), deriving a value of INR35/share; and
  - Chhara Terminal at 1x P/B, and HPCL's HRRL stake at 0.5x of HPCL's equity investment in the project to date. MRPL stake is valued at MOFSL's TP.

**Accordingly, we arrive at our TP of INR460. Reiterate BUY.**

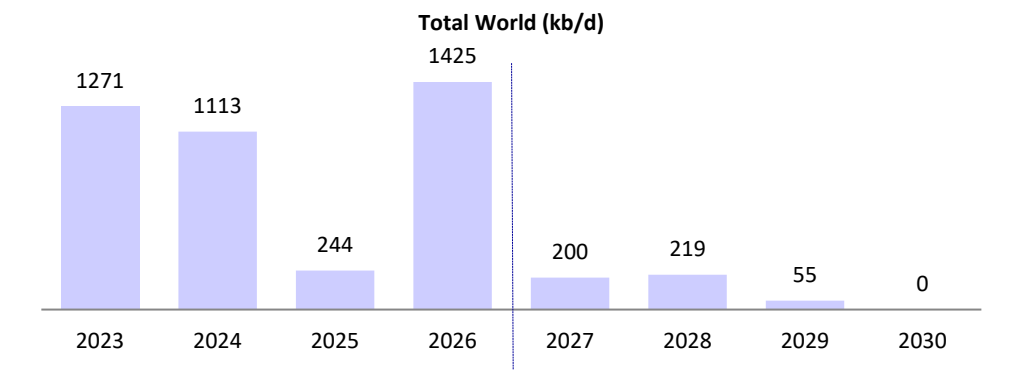
#### HPCL's SoTP-based valuation

Particulars	Earning metric		Valuation metric	Multiple	Amount (INR m)
HPCL standalone	FY26E EBITDA	1,90,887	EV/EBITDA	6.7	12,76,652
(-) Standalone FY26E net debt					5,85,492
Standalone market cap					6,91,160
+ Lubricant business – value unlocking	FY24 EBITDA	10,000	EV/EBITDA	7.0	70,000
+ MRPL	MOFSL TP	50,504			50,504
+ HMEL	FY24 PAT	9,310	P/E	8.0	74,480
+ Chhara terminal	Book Value	12,232	P/B	1.0	12,232
+ HRRL	Equity invested to date		P/B	0.5	80,000
SoTP					9,78,375
(/) shares outstanding					2,128
TP (INR/share)					460

- **GAIL: We reiterate our BUY rating on GAIL with a TP of INR275/share.** During FY24-26E, we are modeling an 11% CAGR in PAT driven by:
  - Rising natural gas transmission volumes to 142mmscmd in FY26 from 120mmscmd in FY24;

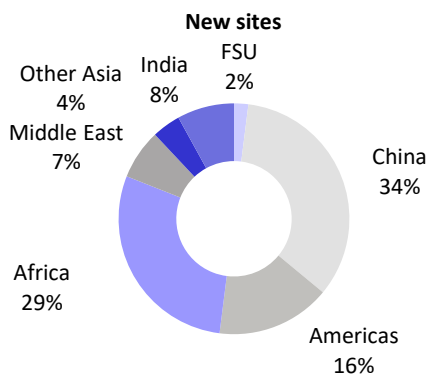
- Substantial improvement in petchem segment’s profitability over 2HFY25- FY26 as new petchem capacity will be operational and low inventories globally will drive re-stocking demand, thus improving spreads; and
- Healthy trading segment profitability with guided EBIT at INR40-45b. We expect GAIL’s RoE to improve to ~15% in FY26 from 9.5% in FY23, with healthy FCF generation of INR46b in FY26 (vs. -INR45.3b in FY23), which we believe can drive a re-rating for the stock. **Reiterate BUY.**
- **OINL:** Production growth guidance remains robust, with drilling activity and development wells in old areas contributing to this growth. OINL is also applying new technologies to grow production. Capacity expansion for NRL (from 3mmt to 9mmt) would also be completed by Dec’25E, which will drive further growth.
- OINL remains a strong conviction at 1.7x FY26E P/B (standalone) valuation. It is a unique play that is likely to benefit from the strong multi-year uptrend in both upstream and refining segments. The stock currently trades at a P/E multiple of 10.5x FY26E EPS and 7.8x FY26E EV/EBITDA. We value the stock at 10x FY26E standalone adj. EPS and add investments to arrive at our TP of INR740. **Reiterate BUY.**

**Exhibit 14: World’s net refining capacity additions and expansions (3.3mb/d), 2023-30**



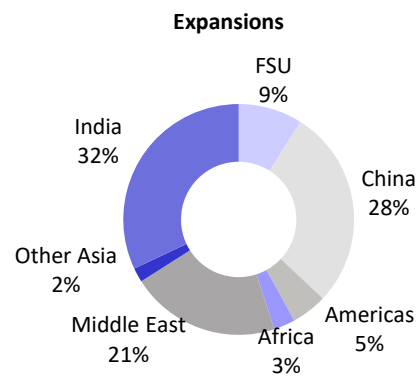
Source: IEA, MOFSL

**Exhibit 15: Additions in CDU capacity by region, 2023-30**



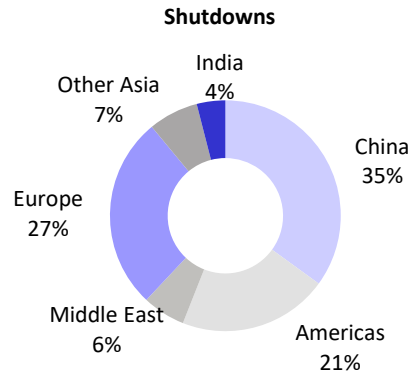
Source: IEA, MOFSL

**Exhibit 15: Expansions in CDU capacity by region, 2023-30**



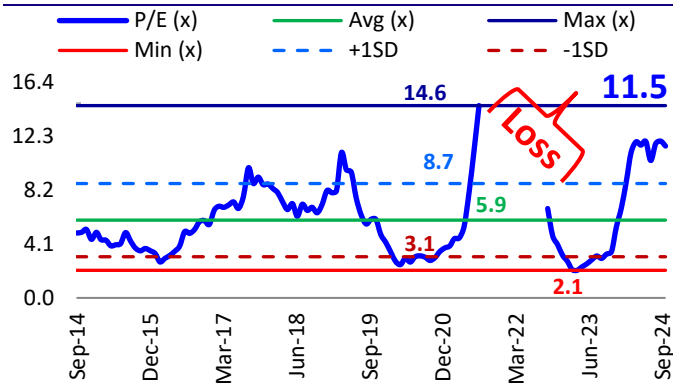
Source: IEA, MOFSL

Exhibit 16: Shutdowns in CDU capacity by region, 2023-30



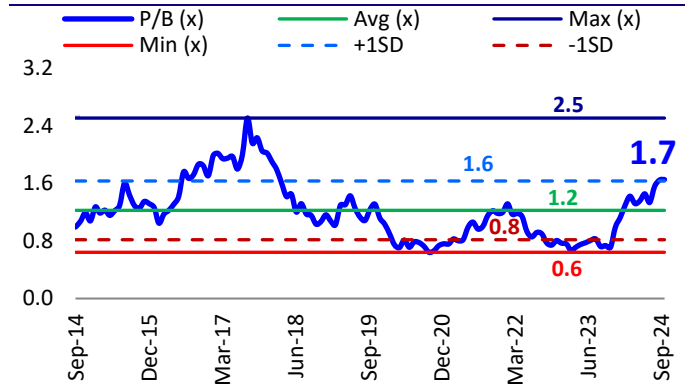
Source: IEA, MOFSL

Exhibit 17: One-year forward P/E ratio – HPCL



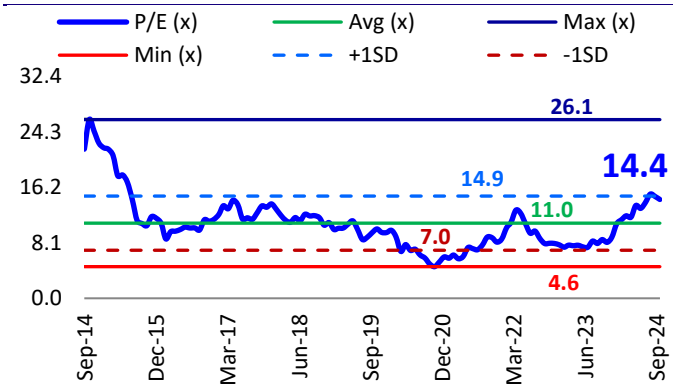
Source: Company, MOFSL

Exhibit 18: One-year forward P/B ratio – HPCL



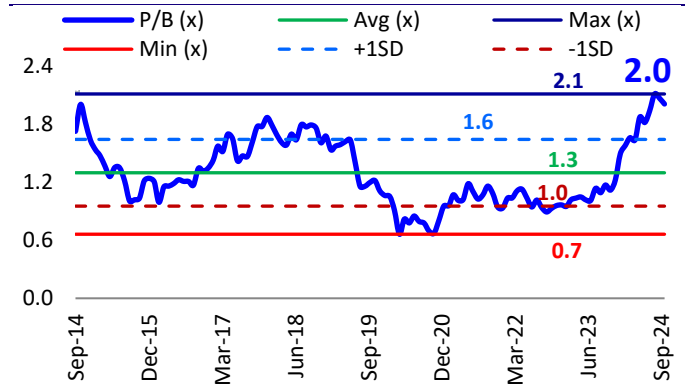
Source: Company, MOFSL

Exhibit 19: One-year forward P/E ratio – GAIL



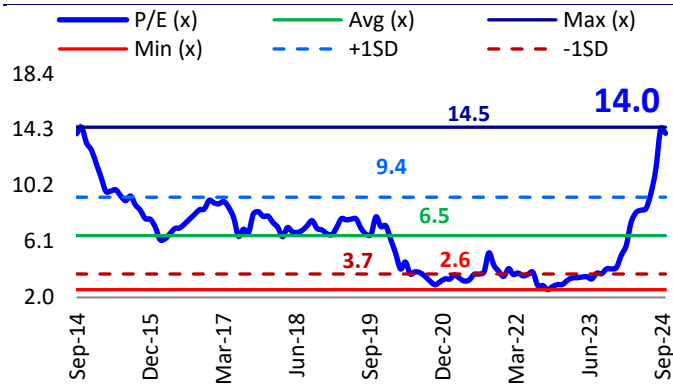
Source: Company, MOFSL

Exhibit 20: One-year forward P/B ratio – GAIL



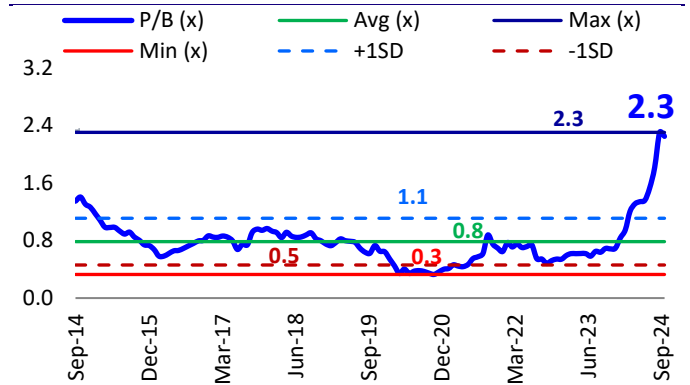
Source: Company, MOFSL

Exhibit 21: One-year forward P/E ratio – OINL



Source: Company, MOFSL

Exhibit 22: One-year forward P/B ratio – OINL



Source: Company, MOFSL



## HPCL: Financial summary and assumptions – BUY (TP: INR460)

Financials & Valuations								(INR b)
Y/E March	FY19	FY20	FY21	FY22	FY23	FY24	FY25E	FY26E
Sales	2,755	2,691	2,332	3,499	4,407	4,339	4,063	3,962
EBITDA	115	57	160	102	-72	249	131	192
Adj. PAT	67	36	107	73	-70	160	57	100
Adj. EPS (INR)	31	17	50	34	-33	75	27	47
EPS Gr. (%)	-7	-46	193	-32	PL	LP	-64	76
BV/Sh.(INR)	143	146	179	195	152	220	240	274
<b>Ratios</b>								
Net D:E	0.8	1.3	1.1	1.1	2.1	1.3	1.3	1.1
RoE (%)	23.9	11.9	30.9	18.4	-19.0	40.4	11.6	18.3
RoCE (%)	12.9	12.0	14.9	8.3	-7.8	15.9	5.5	8.5
Payout (%)	43.0	76.0	30.3	27.2	0.0	27.9	26.7	28.4
<b>Valuations</b>								
P/E (x)	13.2	24.3	8.3	12.1	-12.7	5.5	15.6	8.9
P/BV (x)	2.9	2.9	2.3	2.1	2.7	1.9	1.7	1.5
EV/EBITDA (x)	9.9	22.6	8.2	13.0	-21.5	6.1	11.7	8.0
Div. Yield (%)	2.5	1.6	3.6	2.2	0.0	5.0	1.7	3.2
FCF Yield (%)	-3.1	-9.4	7.0	4.3	-14.5	15.7	1.4	6.4

### Key Assumptions

Particulars	FY19	FY20	FY21	FY22	FY23	FY24	FY25E	FY26E
Exchange Rate (INR/USD)	70.0	70.9	74.3	74.5	80.4	82.8	84.0	85.0
Brent Crude (USD/bbl)	70.1	61.2	44.4	80.5	96.1	83.0	78.7	75.0
Market Sales (MMT)	38.7	39.6	36.6	39.1	43.5	46.8	48.7	50.6
YoY (%)	5	2	(8)	7	11	8	4	4
<b>GRM (USD/bbl)</b>	5.0	1.0	3.9	7.2	12.1	9.1	7.4	8.1
Singapore GRM (USD/bbl)	4.9	3.2	0.5	5.0	10.7	6.6	5.5	6.0
Prem/(disc) (USD/bbl)	0	(2)	3	2	1	2	1.9	2.1
Total Refinery throughput (MMT)	18.4	17.2	16.4	14.0	19.1	22.3	23.0	23.0
YoY (%)	1%	-7%	-4%	-15%	37%	17%	3%	0%
<b>Refining capacity utilization (%)</b>	117%	109%	104%	88%	85%	91%	94%	94%
<b>Blended marketing margin incld inventory (INR/lit)</b>	4.3	4.0	6.3	4.3	(0.8)	5.4	3.6	4.5
<b>Consolidated EPS</b>	<b>31.4</b>	<b>17.1</b>	<b>50.1</b>	<b>34.3</b>	<b>-32.8</b>	<b>75.2</b>	<b>26.7</b>	<b>47.0</b>

Source: Company, MOFSL

## GAIL: Financial summary and assumptions – BUY (TP: INR275)

Financial & Valuation Summary								(INR b)	
Y/E March	FY19	FY20	FY21	FY22	FY23	FY24	FY25E	FY26E	
Sales	751.3	718.8	567.4	916.5	1,443.0	1,306.4	1,382.5	1,399.9	
EBITDA	95.3	83.7	64.5	138.3	67.0	134.8	146.2	160.7	
Adj. PAT	63.3	74.2	49.0	102.9	53.0	90.2	100.5	111.5	
Adj. EPS (INR)	9.6	11.3	7.4	15.6	8.1	13.7	15.3	17.0	
EPS Gr. (%)	33.6	17.3	-34.0	110.1	-48.5	70.1	11.5	10.9	
BV/Sh.(INR)	68.1	73.0	77.1	89.5	93.5	101.8	110.9	121.1	
<b>Ratios</b>									
Net D:E	0.0	0.1	0.1	0.1	0.2	0.2	0.2	0.2	
RoE (%)	14.3	15.0	10.8	20.3	9.5	15.0	15.0	15.2	
RoCE (%)	13.1	12.6	9.0	17.0	7.9	11.9	11.7	11.7	
Payout (%)	34.7	51.3	45.0	21.3	49.6	40.1	40.1	40.1	
<b>Valuations</b>									
P/E (x)	23.4	20.0	30.3	14.4	28.0	16.4	14.7	13.3	
P/BV (x)	3.3	3.1	2.9	2.5	2.4	2.2	2.0	1.9	
EV/EBITDA (x)	4.5	10.5	12.2	6.4	16.1	9.5	8.6	7.7	
Div. Yield (%)	1.2	1.9	1.5	1.5	1.8	2.4	2.7	3.0	
FCF Yield (%)	0.5	1.0	2.1	2.0	-3.1	3.2	2.4	3.1	

## OINL: Financial summary and assumptions – BUY (TP: INR740)

Financials & Valuation								INR b
Y/E march	FY19	FY20	FY21	FY22	FY23	FY24	FY25E	FY26E
Sales	137.3	121.3	86.2	145.3	232.7	221.3	236.3	251.0
EBITDA	54.8	43.7	12.7	53.7	96.8	92.6	111.1	126.1
Adj. PAT	36.2	25.8	21.9	38.9	68.1	79.1	79.2	90.0
Adj. EPS (INR)	22.2	15.9	13.5	23.9	41.9	48.7	48.7	55.3
EPS Gr. (%)	35.6	-28.6	-15.2	77.5	75.2	16.2	42.6	13.6
BV/Sh.(INR)	170.6	149.9	161.1	183.8	211.3	271.3	305.0	343.2
<b>Ratios</b>								
Net D:E	0.0	0.2	0.6	0.4	0.3	0.2	0.1	0.1
RoE (%)	9.3	9.9	6.9	13.9	21.2	14.1	16.9	17.1
RoCE (%)	6.8	3.6	-1.6	6.8	13.5	11.6	11.1	11.6
Payout (%)	51.7	53.5	37.5	47.8	39.8	30.8	30.8	30.8
<b>Valuations</b>								
P/E (x)	26.0	36.4	43.0	24.2	13.8	11.9	11.9	10.5
P/BV (x)	3.4	3.9	3.6	3.1	2.7	2.1	1.9	1.7
EV/EBITDA (x)	17.4	22.7	86.0	19.6	10.7	11.1	9.1	7.8
Div. Yield (%)	1.2	1.2	0.6	1.6	2.9	1.8	2.6	2.9
FCF Yield (%)	2.7	2.7	-0.8	3.4	4.5	4.0	5.4	6.2

### Key Assumptions - OINL

Particulars	FY19	FY20	FY21	FY22	FY23	FY24	FY25E	FY26E
Exchange Rate (INR/USD)	64.5	64.5	74.3	74.5	80.4	80.4	84.0	85.0
APM Gas Price (USD/mmbtu)	3.5	3.8	2.2	2.6	7.3	6.5	6.7	7.0
Brent Crude Price (USD/bbl)	70.1	61.2	44.4	80.5	96.1	83.0	78.7	75.0
<b>Production Details</b>								
Oil (mmt)	3.32	3.13	2.96	3.01	3.18	3.36	3.53	3.70
Gas (bcm)	2.72	2.77	2.48	2.89	3.18	3.18	3.66	4.21
<b>Total (mmtoe)</b>	<b>6.05</b>	<b>5.90</b>	<b>5.44</b>	<b>5.90</b>	<b>6.36</b>	<b>6.54</b>	<b>7.19</b>	<b>7.91</b>
<b>Subsidy Sharing (INRb)</b>	-	-	-	-	-	-	-	-
<b>Oil Price Realization (USD/bbl)</b>								
<b>Net</b>	<b>68.5</b>	<b>60.8</b>	<b>44.3</b>	<b>78.8</b>	<b>85.2</b>	<b>75.7</b>	<b>73.0</b>	<b>73.0</b>
<b>Change (%)</b>	<b>23%</b>	<b>-11%</b>	<b>-27%</b>	<b>78%</b>	<b>8%</b>	<b>-11%</b>	<b>-4%</b>	<b>0%</b>
<b>EPS (INR/sh.)</b>	<b>22.2</b>	<b>15.9</b>	<b>13.5</b>	<b>23.9</b>	<b>41.9</b>	<b>48.7</b>	<b>48.7</b>	<b>55.3</b>

Source: Company, MOFSL

Investment in securities market are subject to market risks. Read all the related documents carefully before investing

NOTES

Explanation of Investment Rating	
Investment Rating	Expected return (over 12-month)
BUY	>=15%
SELL	< - 10%
NEUTRAL	< - 10 % to 15%
UNDER REVIEW	Rating may undergo a change
NOT RATED	We have forward looking estimates for the stock but we refrain from assigning recommendation

\*In case the recommendation given by the Research Analyst is inconsistent with the investment rating legend for a continuous period of 30 days, the Research Analyst shall be within following 30 days take appropriate measures to make the recommendation consistent with the investment rating legend.

#### Disclosures

The following Disclosures are being made in compliance with the SEBI Research Analyst Regulations 2014 (herein after referred to as the Regulations).

Motilal Oswal Financial Services Ltd. (MOFSL) is a SEBI Registered Research Analyst having registration no. INH000000412. MOFSL, the Research Entity (RE) as defined in the Regulations, is engaged in the business of providing Stock broking services, Depository participant services & distribution of various financial products. MOFSL is a listed public company, the details in respect of which are available on [www.motilaloswal.com](http://www.motilaloswal.com). MOFSL (erstwhile Motilal Oswal Securities Limited - MOSL) is registered with the Securities & Exchange Board of India (SEBI) and is a registered Trading Member with National Stock Exchange of India Ltd. (NSE) and Bombay Stock Exchange Limited (BSE), Multi Commodity Exchange of India Limited (MCX) and National Commodity & Derivatives Exchange Limited (NCDEX) for its stock broking activities & is Depository participant with Central Depository Services Limited (CDSL) National Securities Depository Limited (NSDL), NERL, COMRIS and CCRL and is member of Association of Mutual Funds of India (AMFI) for distribution of financial products and Insurance Regulatory & Development Authority of India (IRDA) as Corporate Agent for insurance products. Details of associate entities of Motilal Oswal Financial Services Limited are available on the website at <http://onlinereports.motilaloswal.com/Dormant/documents/List%20of%20Associate%20companies.pdf> MOFSL and its associate company(ies), their directors and Research Analyst and their relatives may; (a) from time to time, have a long or short position in, act as principal in, and buy or sell the securities or derivatives thereof of companies mentioned herein. (b) be engaged in any other transaction involving such securities and earn brokerage or other compensation or act as a market maker in the financial instruments of the company(ies) discussed herein or act as an advisor or lender/borrower to such company(ies) or may have any other potential conflict of interests with respect to any recommendation and other related information and opinions; however the same shall have no bearing whatsoever on the specific recommendations made by the analyst(s), as the recommendations made by the analyst(s) are completely independent of the views of the associates of MOFSL even though there might exist an inherent conflict of interest in some of the stocks mentioned in the research report. MOFSL and / or its affiliates do and seek to do business including investment banking with companies covered in its research reports. As a result, the recipients of this report should be aware that MOFSL may have a potential conflict of interest that may affect the objectivity of this report. Compensation of Research Analysts is not based on any specific merchant banking, investment banking or brokerage service transactions. Details of pending Enquiry Proceedings of Motilal Oswal Financial Services Limited are available on the website at <https://galaxy.motilaloswal.com/ResearchAnalyst/PublishViewLitigation.aspx>

A graph of daily closing prices of securities is available at [www.nseindia.com](http://www.nseindia.com), [www.bseindia.com](http://www.bseindia.com). Research Analyst views on Subject Company may vary based on Fundamental research and Technical Research. Proprietary trading desk of MOFSL or its associates maintains arm's length distance with Research Team as all the activities are segregated from MOFSL research activity and therefore it can have an independent view with regards to Subject Company for which Research Team have expressed their views.

#### Regional Disclosures (outside India)

This report is not directed or intended for distribution to or use by any person or entity resident in a state, country or any jurisdiction, where such distribution, publication, availability or use would be contrary to law, regulation or which would subject MOFSL & its group companies to registration or licensing requirements within such jurisdictions.

#### For Hong Kong:

This report is distributed in Hong Kong by Motilal Oswal capital Markets (Hong Kong) Private Limited, a licensed corporation (CE AYY-301) licensed and regulated by the Hong Kong Securities and Futures Commission (SFC) pursuant to the Securities and Futures Ordinance (Chapter 571 of the Laws of Hong Kong "SFO". As per SEBI (Research Analyst Regulations) 2014 Motilal Oswal Securities (SEBI Reg. No. INH000000412) has an agreement with Motilal Oswal capital Markets (Hong Kong) Private Limited for distribution of research report in Hong Kong. This report is intended for distribution only to "Professional Investors" as defined in Part I of Schedule 1 to SFO. Any investment or investment activity to which this document relates is only available to professional investor and will be engaged only with professional investors." Nothing here is an offer or solicitation of these securities, products and services in any jurisdiction where their offer or sale is not qualified or exempt from registration. The Indian Analyst(s) who compile this report is/are not located in Hong Kong & are not conducting Research Analysis in Hong Kong.

#### For U.S.

Motilal Oswal Financial Services Limited (MOFSL) is not a registered broker - dealer under the U.S. Securities Exchange Act of 1934, as amended (the "1934 act") and under applicable state laws in the United States. In addition MOFSL is not a registered investment adviser under the U.S. Investment Advisers Act of 1940, as amended (the "Advisers Act" and together with the 1934 Act, the "Acts"), and under applicable state laws in the United States. Accordingly, in the absence of specific exemption under the Acts, any brokerage and investment services provided by MOFSL, including the products and services described herein are not available to or intended for U.S. persons. This report is intended for distribution only to "Major Institutional Investors" as defined by Rule 15a-6(b)(4) of the Exchange Act and interpretations thereof by SEC (henceforth referred to as "major institutional investors"). This document must not be acted on or relied on by persons who are not major institutional investors. Any investment or investment activity to which this document relates is only available to major institutional investors and will be engaged in only with major institutional investors. In reliance on the exemption from registration provided by Rule 15a-6 of the U.S. Securities Exchange Act of 1934, as amended (the "Exchange Act") and interpretations thereof by the U.S. Securities and Exchange Commission ("SEC") in order to conduct business with Institutional Investors based in the U.S., MOFSL has entered into a chaperoning agreement with a U.S. registered broker-dealer, Motilal Oswal Securities International Private Limited. ("MOSIPL"). Any business interaction pursuant to this report will have to be executed within the provisions of this chaperoning agreement.

The Research Analysts contributing to the report may not be registered /qualified as research analyst with FINRA. Such research analyst may not be associated persons of the U.S. registered broker-dealer, MOSIPL, and therefore, may not be subject to NASD rule 2711 and NYSE Rule 472 restrictions on communication with a subject company, public appearances and trading securities held by a research analyst account.

#### For Singapore

In Singapore, this report is being distributed by Motilal Oswal Capital Markets (Singapore) Pte. Ltd. ("MOCMSPL") (UEN 201129401Z), which is a holder of a capital markets services license and an exempt financial adviser in Singapore. This report is distributed solely to persons who (a) qualify as "institutional investors" as defined in section 4A(1)(c) of the Securities and Futures Act of Singapore ("SFA") or (b) are considered "accredited investors" as defined in section 2(1) of the Financial Advisers Regulations of Singapore read with section 4A(1)(a) of the SFA. Accordingly, if a recipient is neither an "institutional investor" nor an "accredited investor", they must immediately discontinue any use of this Report and inform MOCMSPL.

In respect of any matter arising from or in connection with the research you could contact the following representatives of MOCMSPL. In case of grievances for any of the services rendered by MOCMSPL write to [grievances@motilaloswal.com](mailto:grievances@motilaloswal.com).

Nainesh Rajani

Email: [nainesh.rajani@motilaloswal.com](mailto:nainesh.rajani@motilaloswal.com)

Contact: (+65) 8328 0276

#### Specific Disclosures

- 1 MOFSL, Research Analyst and/or his relatives does not have financial interest in the subject company, as they do not have equity holdings in the subject company.
- 2 MOFSL, Research Analyst and/or his relatives do not have actual/beneficial ownership of 1% or more securities in the subject company
- 3 MOFSL, Research Analyst and/or his relatives have not received compensation/other benefits from the subject company in the past 12 months
- 4 MOFSL, Research Analyst and/or his relatives do not have material conflict of interest in the subject company at the time of publication of research report
- 5 Research Analyst has not served as director/officer/employee in the subject company
- 6 MOFSL has not acted as a manager or co-manager of public offering of securities of the subject company in past 12 months
- 7 MOFSL has not received compensation for investment banking/ merchant banking/brokerage services from the subject company in the past 12 months
- 8 MOFSL has not received compensation for other than investment banking/merchant banking/brokerage services from the subject company in the past 12 months
- 9 MOFSL has not received any compensation or other benefits from third party in connection with the research report
- 10 MOFSL has not engaged in market making activity for the subject company

The associates of MOFSL may have:

- financial interest in the subject company
- actual/beneficial ownership of 1% or more securities in the subject company at the end of the month immediately preceding the date of publication of the Research Report or date of the public appearance.
- received compensation/other benefits from the subject company in the past 12 months
- any other potential conflict of interests with respect to any recommendation and other related information and opinions; however the same shall have no bearing whatsoever on the specific recommendations made by the analyst(s), as the recommendations made by the analyst(s) are completely independent of the views of the associates of MOFSL even though there might exist an inherent conflict of interest in some of the stocks mentioned in the research report.
- acted as a manager or co-manager of public offering of securities of the subject company in past 12 months
- be engaged in any other transaction involving such securities and earn brokerage or other compensation or act as a market maker in the financial instruments of the company(ies) discussed herein or act as an advisor or lender/borrower to such company(ies)
- received compensation from the subject company in the past 12 months for investment banking / merchant banking / brokerage services or from other than said services.
- Served subject company as its clients during twelve months preceding the date of distribution of the research report.

- The associates of MOFSL has not received any compensation or other benefits from third party in connection with the research report  
Above disclosures include beneficial holdings lying in demat account of MOFSL which are opened for proprietary investments only. While calculating beneficial holdings, It does not consider demat accounts which are opened in name of MOFSL for other purposes (i.e holding client securities, collaterals, error trades etc.). MOFSL also earns DP income from clients which are not considered in above disclosures.

#### Analyst Certification

The views expressed in this research report accurately reflect the personal views of the analyst(s) about the subject securities or issues, and no part of the compensation of the research analyst(s) was, is, or will be directly or indirectly related to the specific recommendations and views expressed by research analyst(s) in this report.

#### Terms & Conditions:

This report has been prepared by MOFSL and is meant for sole use by the recipient and not for circulation. The report and information contained herein is strictly confidential and may not be altered in any way, transmitted to, copied or distributed, in part or in whole, to any other person or to the media or reproduced in any form, without prior written consent of MOFSL. The report is based on the facts, figures and information that are considered true, correct, reliable and accurate. The intent of this report is not recommendatory in nature. The information is obtained from publicly available media or other sources believed to be reliable. Such information has not been independently verified and no guaranty, representation of warranty, express or implied, is made as to its accuracy, completeness or correctness. All such information and opinions are subject to change without notice. The report is prepared solely for informational purpose and does not constitute an offer document or solicitation of offer to buy or sell or subscribe for securities or other financial instruments for the clients. Though disseminated to all the customers simultaneously, not all customers may receive this report at the same time. MOFSL will not treat recipients as customers by virtue of their receiving this report.

#### Disclaimer:

The report and information contained herein is strictly confidential and meant solely for the selected recipient and may not be altered in any way, transmitted to, copied or distributed, in part or in whole, to any other person or to the media or reproduced in any form, without prior written consent. This report and information herein is solely for informational purpose and may not be used or considered as an offer document or solicitation of offer to buy or sell or subscribe for securities or other financial instruments. Nothing in this report constitutes investment, legal, accounting and tax advice or a representation that any investment or strategy is suitable or appropriate to your specific circumstances. The securities discussed and opinions expressed in this report may not be suitable for all investors, who must make their own investment decisions, based on their own investment objectives, financial positions and needs of specific recipient. This may not be taken in substitution for the exercise of independent judgment by any recipient. Each recipient of this document should make such investigations as it deems necessary to arrive at an independent evaluation of an investment in the securities of companies referred to in this document (including the merits and risks involved), and should consult its own advisors to determine the merits and risks of such an investment. The investment discussed or views expressed may not be suitable for all investors. Certain transactions -including those involving futures, options, another derivative products as well as non-investment grade securities - involve substantial risk and are not suitable for all investors. No representation or warranty, express or implied, is made as to the accuracy, completeness or fairness of the information and opinions contained in this document. The Disclosures of Interest Statement incorporated in this document is provided solely to enhance the transparency and should not be treated as endorsement of the views expressed in the report. This information is subject to change without any prior notice. The Company reserves the right to make modifications and alternations to this statement as may be required from time to time without any prior approval. MOFSL, its associates, their directors and the employees may from time to time, effect or have effected an own account transaction in, or deal as principal or agent in or for the securities mentioned in this document. They may perform or seek to perform investment banking or other services for, or solicit investment banking or other business from, any company referred to in this report. Each of these entities functions as a separate, distinct and independent of each other. The recipient should take this into account before interpreting the document. This report has been prepared on the basis of information that is already available in publicly accessible media or developed through analysis of MOFSL. The views expressed are those of the analyst, and the Company may or may not subscribe to all the views expressed therein. This document is being supplied to you solely for your information and may not be reproduced, redistributed or passed on, directly or indirectly, to any other person or published, copied, in whole or in part, for any purpose. This report is not directed or intended for distribution to, or use by, any person or entity who is a citizen or resident of or located in any locality, state, country or other jurisdiction, where such distribution, publication, availability or use would be contrary to law, regulation or which would subject MOFSL to any registration or licensing requirement within such jurisdiction. The securities described herein may or may not be eligible for sale in all jurisdictions or to certain category of investors. Persons in whose possession this document may come are required to inform themselves of and to observe such restriction. Neither the Firm, nor its directors, employees, agents or representatives shall be liable for any damages whether direct or indirect, incidental, special or consequential including lost revenue or lost profits that may arise from or in connection with the use of the information. The person accessing this information specifically agrees to exempt MOFSL or any of its affiliates or employees from, any and all responsibility/liability arising from such misuse and agrees not to hold MOFSL or any of its affiliates or employees responsible for any such misuse and further agrees to hold MOFSL or any of its affiliates or employees free and harmless from all losses, costs, damages, expenses that may be suffered by the person accessing this information due to any errors and delays.

This report is meant for the clients of Motilal Oswal only.

Investment in securities market are subject to market risks. Read all the related documents carefully before investing.

Registration granted by SEBI and certification from NISM in no way guarantee performance of the intermediary or provide any assurance of returns to investors.

Registered Office Address: Motilal Oswal Tower, Rahimtullah Sayani Road, Opposite Parel ST Depot, Prabhadevi, Mumbai-400025; Tel No.: 022 - 71934200 / 71934263; www.motilaloswal.com.

Correspondence Address: Palm Spring Centre, 2nd Floor, Palm Court Complex, New Link Road, Malad (West), Mumbai- 400 064. Tel No: 022 71881000. Details of Compliance Officer: Neeraj Agarwal,

Email Id: na@motilaloswal.com, Contact No.:022-40548085.

Grievance Redressal Cell:

Contact Person	Contact No.	Email ID
Ms. Hemangi Date	022 40548000 / 022 67490600	query@motilaloswal.com
Ms. Kumud Upadhyay	022 40548082	servicehead@motilaloswal.com
Mr. Ajay Menon	022 40548083	am@motilaloswal.com

Registration details of group entities.: Motilal Oswal Financial Services Ltd. (MOFSL): INZ000158836 (BSE/NSE/MCX/NCDEX); CDSL and NSDL: IN-DP-16-2015; Research Analyst: INH000000412 . AMFI: ARN : 146822. IRDA Corporate Agent – CA0579. Motilal Oswal Financial Services Ltd. is a distributor of Mutual Funds, PMS, Fixed Deposit, Insurance, Bond, NCDs and IPO products.

Customer having any query/feedback/ clarification may write to query@motilaloswal.com. In case of grievances for any of the services rendered by Motilal Oswal Financial Services Limited (MOFSL) write to grievances@motilaloswal.com, for DP to dpgrievances@motilaloswal.com.