

Max Healthcare

BSE SENSEX 84,544 S&P CNX 25,791

CMP: INR1,068 TP: INR1,240 (+16%)

Buy



Bloomberg	MAXHEALT IN
Equity Shares (m)	972
M.Cap.(INRb)/(USDb)	1038 / 12.4
52-Week Range (INR)	1090 / 531
1, 6, 12 Rel. Per (%)	17/23/63
12M Avg Val (INR M)	1698
Free float (%)	76.3

Financials Snapshot (INR b)

Y/E MARCH	FY24	FY25E	FY26E
Sales	68.2	83.6	100.6
EBITDA	18.7	22.2	26.8
Adj. PAT	13.3	15.2	18.6
EBIT Margin (%)	23.3	21.4	21.9
Cons. Adj. EPS (INR)	13.7	15.6	19.1
EPS Gr. (%)	18.6	13.9	22.4
BV/Sh. (INR)	95.9	111.4	130.5

Ratios

Net D:E	(0.0)	0.1	(0.1)
RoE (%)	15.3	15.1	15.8
RoCE (%)	13.5	13.3	14.6
Payout (%)	0.0	0.0	0.0

Valuations

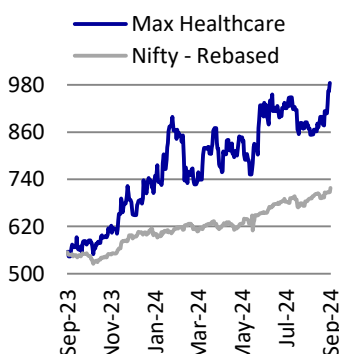
P/E (x)	72.3	63.5	51.9
EV/EBITDA (x)	51.3	43.6	35.6
Div. Yield (%)	0.0	0.0	0.0
FCF Yield (%)	(0.3)	(0.5)	1.8
EV/Sales (x)	14.1	11.6	9.5

Shareholding Pattern (%)

As On	Jun-24	Mar-24	Jun-23
Promoter	23.7	23.8	23.8
DII	15.4	15.0	11.9
FII	57.0	57.3	59.9
Others	3.9	4.0	4.5

FII includes depository receipts

Stock Performance (1-year)



On an expansion spree

- Max Healthcare (MAXHEALT) has aggressively increased its bed capacity through both organic and inorganic routes over the past three years.
- Going forward, MAXHEALT plans to add 2,400 beds to its total bed capacity of ~6,700, with a capex of INR40-45b over the next 3-4 years.
- Despite heavy capex, the company has comfortably maintained its liquidity position.
- MAXHEALT has strategically expanded its presence in the UP market over the past six months and has established itself as a key player in this market.
- We value MAXHEALT on an SOTP basis (35x EV/12M forward EBITDA for the hospital business, 26x EV/12M forward EBITDA for Maxlab, and 6x EV/sales for Max@Home) to arrive at our TP of INR1,240. Reiterate BUY.

Expansion in the western and northern regions augurs well

- MAXHEALT has aggressively increased its bed capacity through both organic and inorganic means. Since FY21, the total bed capacity has risen by 931, reaching 4,302 beds, of which ~81% were added through inorganic means.
- Since FY21, the company has acquired five hospitals with a combined bed capacity of 1,950 at a total cost of INR30b. The acquired entities also include land parcels, which will allow for further expansion of bed capacity over time. This expansion has been financed through a mix of internal accruals and external debt. Despite such major investment, the company maintains a strong liquidity position, with scope for further expansion.
- Over the next 3-5 years, the company plans to increase its bed capacity by ~55-60%, with a total investment of INR40-45b.
- The synergies from current facilities, combined with a strong liquidity position, will support the company in achieving growth both organically and inorganically.

Emerging as a dominant player in UP

- UP is the most populous state in India with a per capita income of INR93k as of FY24, according to NSDP.
- Although UP is ranked second in terms of healthcare expenditure, still the state is underpenetrated in terms of good healthcare infrastructure.
- Earlier MAXHEALT had a strong presence in the Delhi-NCR region. Over the past six months, MAXHEALT has become the dominant player in the UP market with acquisition of Sahara Hospital and Jaypee Healthcare.
- With these acquisitions, MAXHEALT is well positioned to cater to the patient pool of western and central UP.
- Further, the company is planning to add more beds, increase clinical talents, and improving capabilities in niche therapies.

Valuation and view

- MAXHEALT registered a robust 96% CAGR over FY21-24. We expect 20%/18% EBITDA/PAT CAGR over FY24-FY26 fueled by a higher ARPOB, addition of new beds, and improved occupancy at existing hospitals.
- We value the stock on an SOTP basis (35x 12M forward EV/EBITDA for the hospital business, 26x EV/EBITDA for the MaxLab business, and 6x EV/sales for Max@home) to arrive at our TP of INR1,240. Reiterate BUY.

Tushar Manudhane - Research Analyst (Tushar.Manudhane@MotilalOswal.com)

Research Analyst: Akash Dobhada (Akash.Dobhada@MotilalOswal.com) | Viraj Shah (Viraj.Shah@MotilalOswal.com)

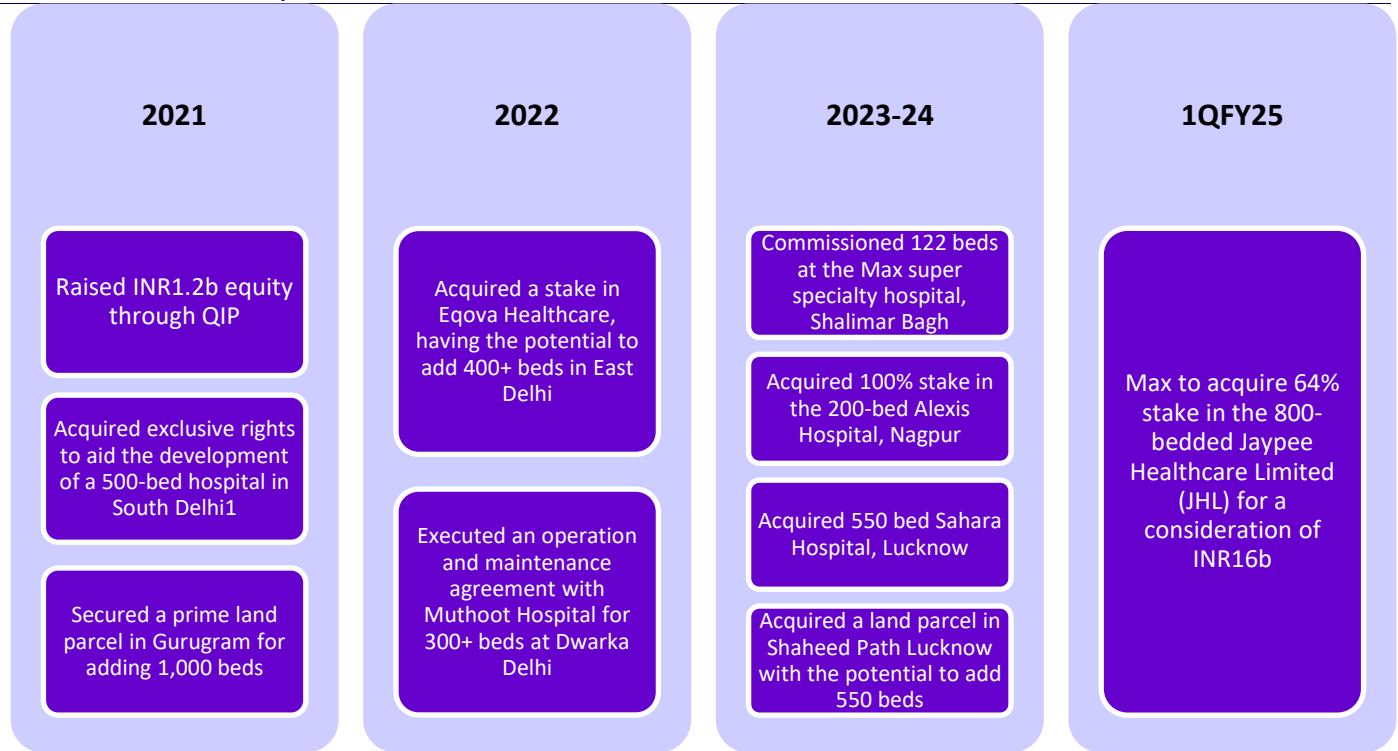
Investors are advised to refer through important disclosures made at the last page of the Research Report.

Motilal Oswal research is available on www.motilaloswal.com/Institutional-Equities, Bloomberg, Thomson Reuters, Factset and S&P Capital.

Growing aggressively in West/North India

- MAXHEALT has aggressively increased its bed capacity through both organic and inorganic means. Since FY21, the total bed capacity has risen by 931, reaching 4,302 beds, of which ~81% were added through inorganic means.
- Since FY21, the company has acquired five hospitals with a combined bed capacity of 1,950 at a total cost of INR30b. While the beds are being added in a phased manner, the total bed additions from these hospitals would be ~1,950.
- This expansion has been financed through a mix of internal accruals and external debt. Despite such major investment, the company maintains a strong liquidity position, with scope for further expansion.
- The company plans to increase its bed capacity by ~55-60%, with a total investment of INR40-45b over the next 3-5 years, to reach 4,302 beds.
- Of the total planned expansion, ~79% of the total capacity will be brownfield in nature, while the remaining 21% will be greenfield expansion.
- Moreover, the company’s liquidity position is expected to further strengthen after strong contribution from its new facilities.

Exhibit 1: MAXHEALT’s expansion timeline

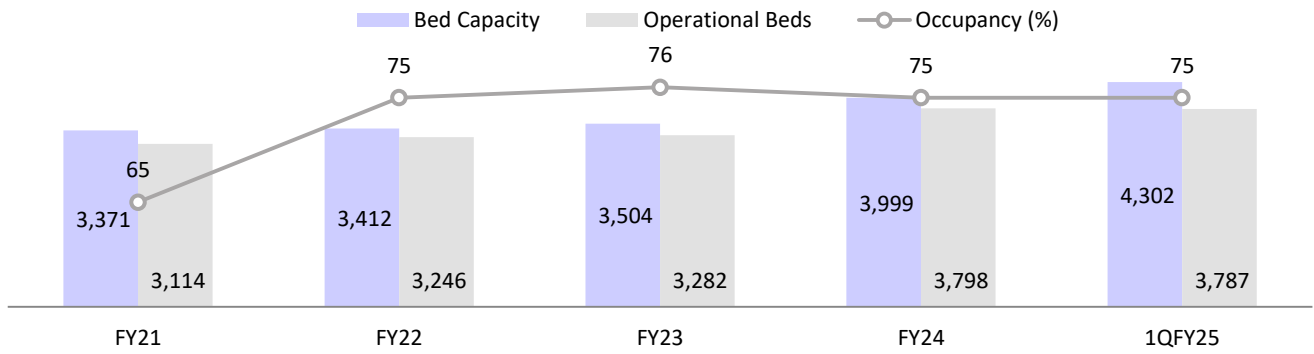


Source: MOFSL, Company

Expansion into new geographies to boost growth

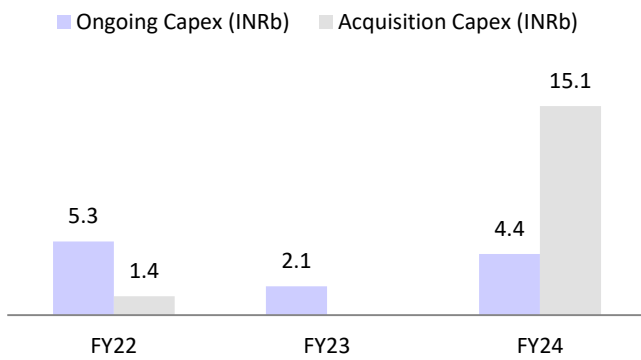
- Since FY21, the total bed capacity of MAXHEALT has increased by 27%, reaching 4,302 as of 1QFY25.
- Of the total capacity expansion, 753 beds are attributed to inorganic growth, while the remaining 178 beds result from organic growth as of 1QFY25.
- Since FY21, the cumulative capex for MAXHEALT stood at INR30b. Despite heavy capex, the company’s net debt-to-EBITDA improved from 0.8x in FY21 to a net cash-to-EBITDA of 0.1x in FY24.

Exhibit 2: Aggressive bed capacity expansion to support growth



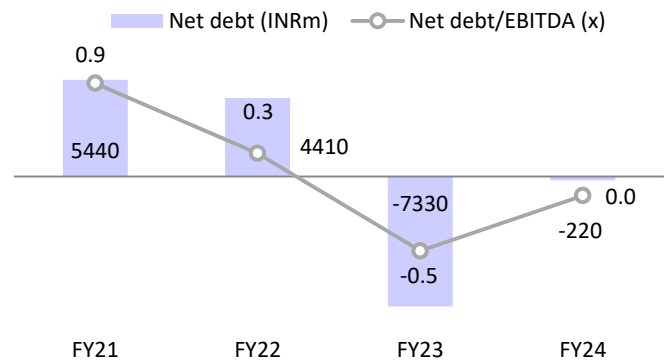
Source: MOFSL, Company

Exhibit 3: Despite significant capex...



Source: MOFSL, Company

Exhibit 4: ...the company's liquidity position remained strong



Source: MOFSL, Company

- Recently, as part of its strategic expansion plan, MAXHEALT acquired a 64% stake in Jaypee Healthcare to gain control of operational hospitals (550 beds at Noida, 200 beds at Bulandshahr, and a 100-bed non-operational hospital at Anoopshahr). MAXHEALT will also gain access to a large land parcel (18 acres in Noida/5.7 acres in Bulandshahr), providing ample opportunity for future expansion.
- In FY24, MAXHEALT acquired a 550-bed hospital (with 250 beds currently operational) in Lucknow from Sahara, as well as a 200-bed hospital from Alexis Hospital in Nagpur. Both the facilities have sufficient land available for future brownfield capacity expansion.
- MAXHEALT acquired the 303-bed Dwarka Hospital in South Delhi in Feb'22 and commissioned it in Jul'24.
- Given its financial health, there is further scope for expansion for MAXHEALT.

Exhibit 5: Strong synergies from its past acquisitions

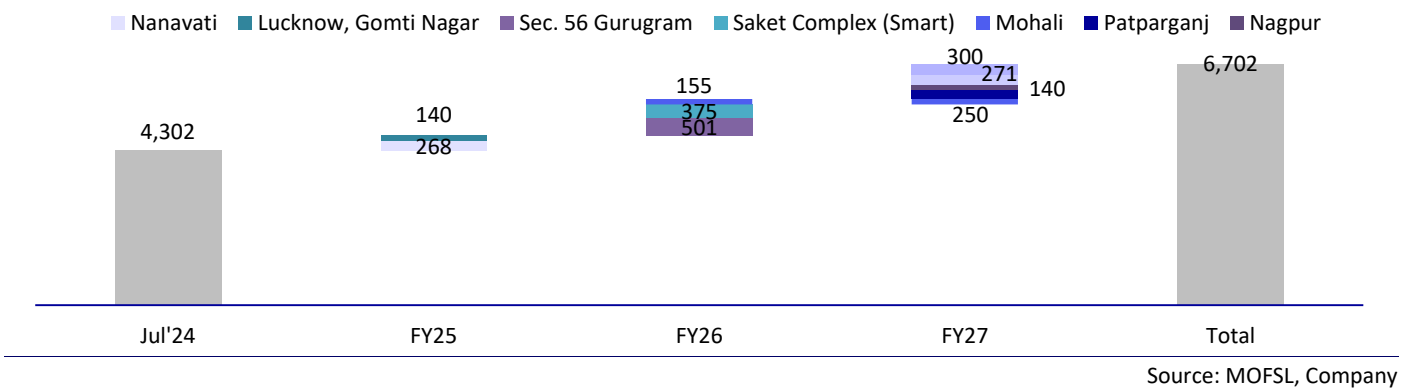
Company	Location	Year of acquisition	Cost of acquisition (INR m)	Synergy/Outlook
Jaypee Healthcare	Noida	Sep-24	16,000	<ul style="list-style-type: none"> ❖ Acquired a 64% stake for an EV/EBITDA valuation of 24x ❖ The 500-bed (376 operational beds) JHL, located on an 18-acre land parcel in Sector 128, Noida, is easily accessible from Delhi, Noida, and Yamuna Expressway.
Sahara Hospitals	Lucknow	Feb-24	9,400	<ul style="list-style-type: none"> ❖ Max is doubling its bed capacity at a capex of INR7b in next 24 months ❖ Max plans to operationalize another 140 beds by end-FY25E ❖ MAXHEALT aims to tap into the burgeoning medical value travel segment by attracting patients from neighboring countries and the Middle East
Alexis Hospital	Nagpur	Feb-24	4,120	<ul style="list-style-type: none"> ❖ Acquired 100% stake in the 200-bed Nagpur-based Alexis Hospital ❖ The facility has the potential to be expanded to 340 beds on a land parcel of two acres.
Eqova Healthcare	Patparganj	Feb-22	470	<ul style="list-style-type: none"> ❖ Under phase I, 250 beds will be commissioned in 1HFY26, and 150 beds will be operationalized under phase II. ❖ Upfront purchase of 26% stake, with an Escrow mechanism set up for additional 34%. ❖ The hospital will be located on NH24 expressway and falls on the metro corridor, ~300 meters from the IP Extension Metro Line. The site is close to the existing 402-bed Max Hospital, Patparganj, which has been consistently reporting high level of occupancies (more than 75%). The hospital shall thus have both revenue and cost synergies with the existing facility.
Dwarka	South Delhi	Jan-22	O&M for 300 beds	<ul style="list-style-type: none"> ❖ The 303-bedded Phase I hospital was commissioned in Jul'24 and is spread across 8.62 acres of land. It has the potential to add another 1,000+ beds. ❖ The hospital is equipped with high-end technology, 125 doctors, and ~480 medical staff. ❖ The company expects breakeven in the next 6-9 months.
				<ul style="list-style-type: none"> ❖ The rapidly growing urban population in Dwarka has integrated townships, group housing projects, and diplomatic enclave for 39 countries. Dwarka is well connected to the international airport, Delhi Metro, and the new Dwarka Expressway Project once completed. This will provide connectivity with Manesar and New Gurgaon as well.
Total			29,990	

Source: MOFSL, Company

Brownfield-focused expansion over the next 3-4 years

- MAXHEALT plans to add another 2,400 beds by FY27, reaching 6,702 beds for a cumulative capex of INR43b.
- The company plans to add ~580 beds in Maharashtra, 1,126 beds in Delhi, 440 beds in Lucknow, and 155 beds in Mohali.
- Of the total planned expansion, ~79% of the total capacity will be brownfield in nature, while the remaining 21% will be greenfield.
- The company has land parcels in Delhi, Greater Noida, Lucknow, Sector-53 Gurugram, and Mullanpur with the potential to add ~400-500 beds at each of these locations over a longer period.
- As of Mar'24, MAXHEALT was in a net cash position of INR18b, thus providing it enough headroom for capacity expansion.

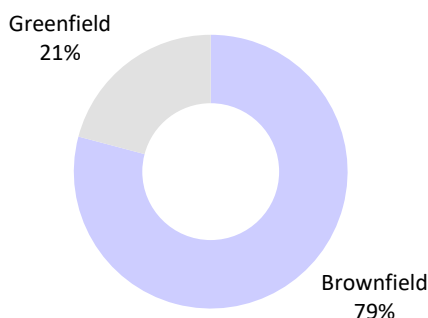
Exhibit 6: MAXHEALT plans ~56% bed capacity expansion in the next 3-4 years



Status of expansion plans

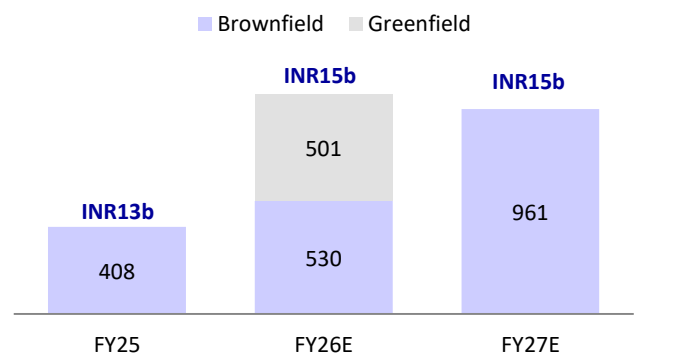
- Lucknow Hospital (590 beds):** Finishing work for operationalizing additional 140 beds has started, while the refurbishing work on the existing facility is underway. The facility has received environmental clearance (EC) approval for setting up a new 450-bed tower, whose work is expected to complete within 24 months.
- Max Vikrant Phase I (415 beds):** The company has received environmental clearance (EC) and consent to establish (CTE), while it is awaiting forest approval. The company expects delay due to ongoing litigation involving DDA and Delhi Government regarding cutting out trees in the eco-sensitive zone near Asola Bhati Wildlife Sanctuary and the Ridge areas without approval.
- Max Smart – Saket (375 beds):** The site is fully mobilized and column installation has begun. The company expects project completion by 1QFY26.
- Sector 56, Gurgaon Phase I (300 beds):** Basement slabs are nearing completion, and project completion for Phase I is expected by 2QFY26.
- Nanavati Phase I (268 beds):** The project is expected to be completed by end-FY25.
- Patparganj Phase I (250 beds):** Post issuance of the no objection certificate (NOC) by the fire and water departments, the company has submitted the drawings for approval.
- Mohali (155 beds):** Work on the 2nd floor slab is underway, while the work on ramp area side is reaching ground level. The company expects completion by 1QFY26.
- Nagpur hospital (140 beds):** The application for environmental clearance (EC) for adding 115 beds on two additional floors has been filed. It expects approval over the next 2-3 months and project completion in 24 months.

Exhibit 7: Brownfield-focused expansion to be margin accretive



Source: MOFSL, Company

Exhibit 8: Capex per bed likely to be INR18m



Source: MOFSL, Company

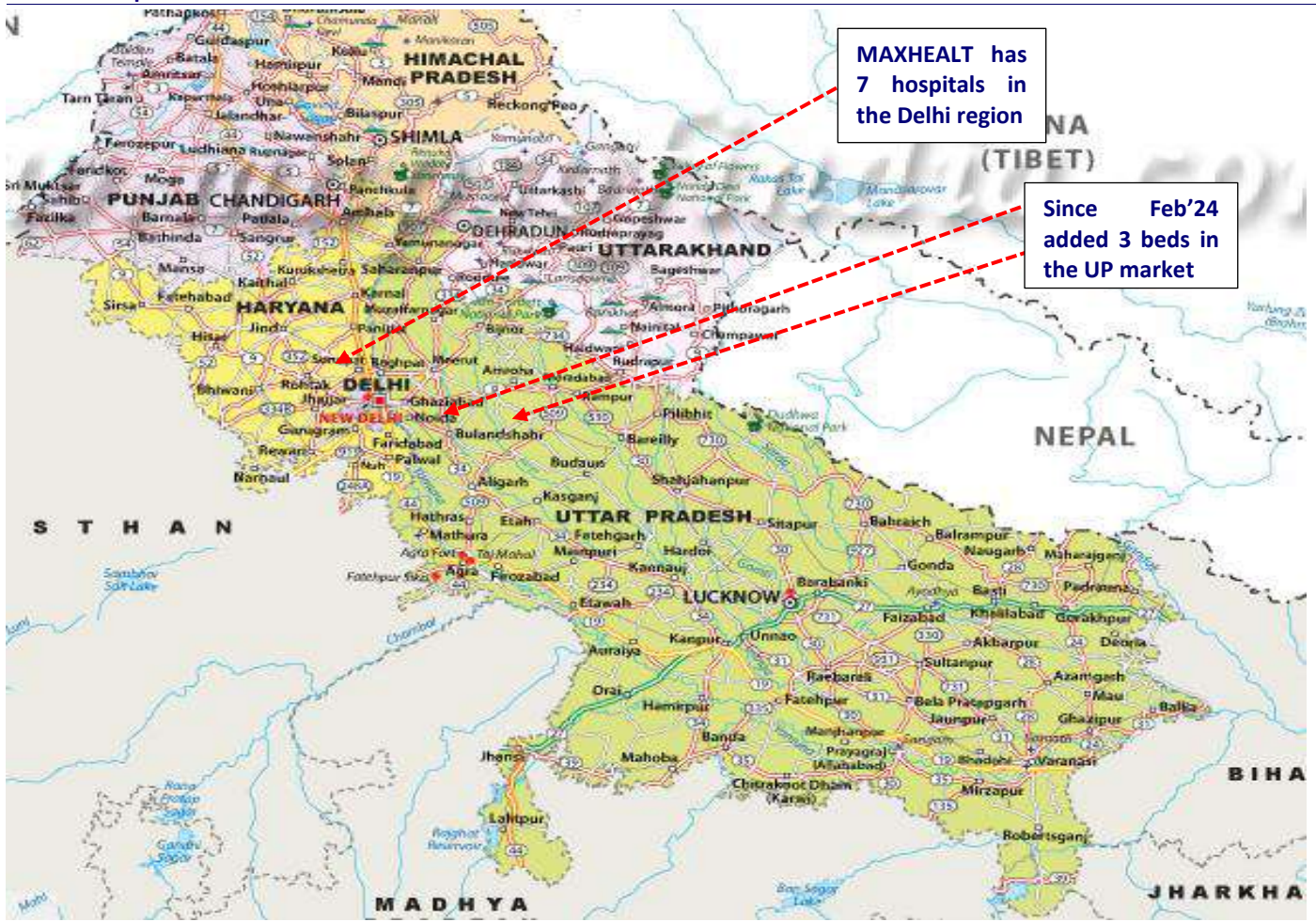
Emerging as a dominant player in UP

- UP is the most populous state in India with a per capita income of INR93k as of FY24, according to NSDP.
- Although UP is ranked second in terms of healthcare expenditure, still the state is underpenetrated in terms of good healthcare infrastructure.
- Being a sizeable and lucrative market, several private players are exploring the UP healthcare market. Over the last six months, MAXHEALT has become the dominant player in the UP market with a series of acquisitions.
- In Feb'24, MAXHEALT acquired the Lucknow Hospital (550 beds) and in Sep'24, it acquired JHL (800 beds).
- With huge land parcels both at Lucknow and JHL (Noida, Bulandshahr, and Anoopshahr) MAXHEALT is investing in ramping up these facilities with new capacities.
- Further, the company is adding new clinical talents and new capabilities in niche therapies, which would drive growth in ARPOB over the medium term.
- Moreover, these acquisitions would aid MAXHEALT in expanding its footprint in north-western/central India and part of eastern UP.

Aggressively tapping the UP market with a series of acquisitions

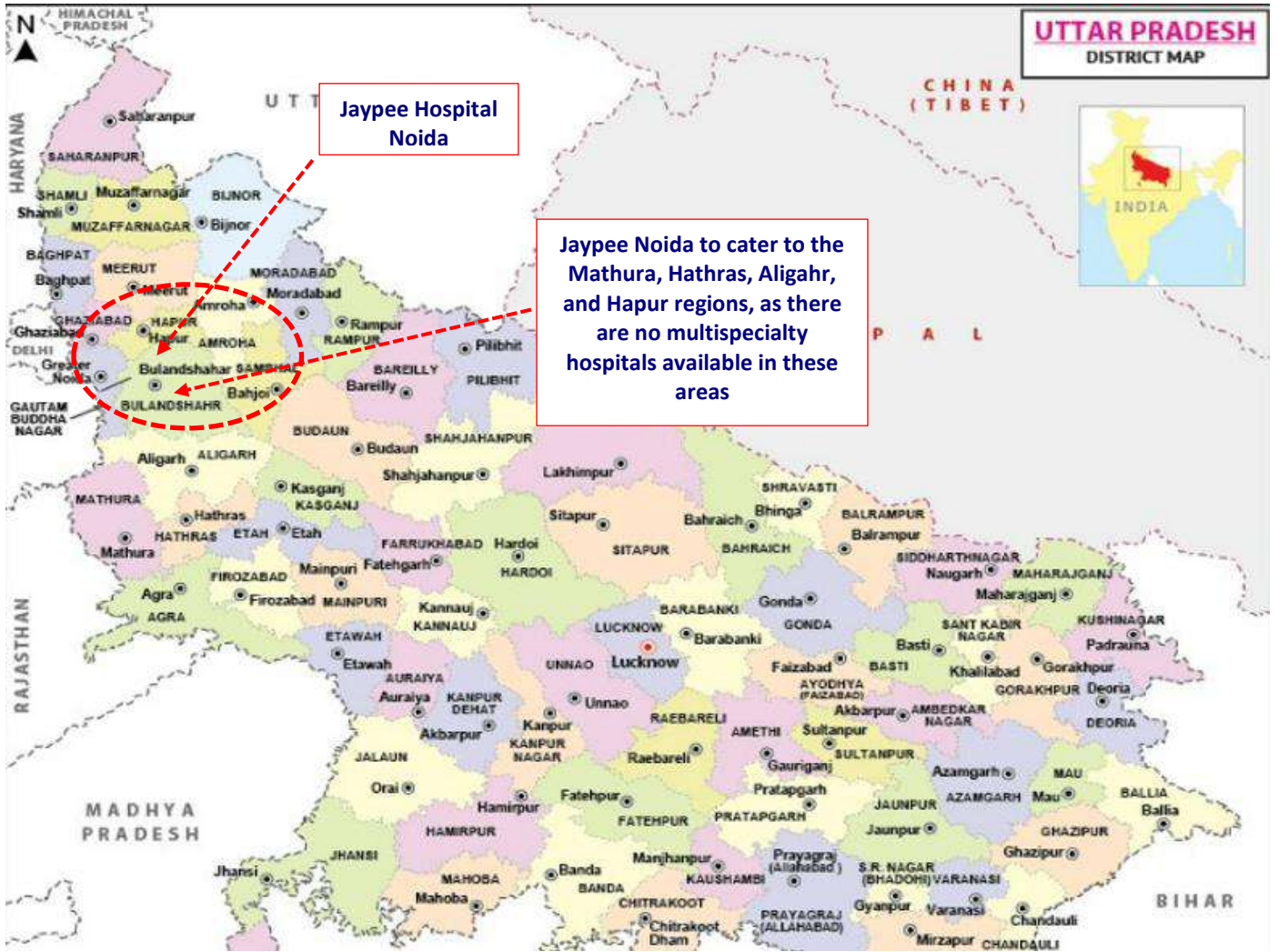
- UP is the most populous state in India with a per capita income of INR93k as of FY24, as per NSDP. Western UP has the highest per capita income in the state.
- According to the FY24 budget, UP is ranked second in terms of healthcare expenditure in India, standing at 7% of total spending.
- As per the National Health Profile 2022, UP is ranked among the top states in India to have the highest number of people diagnosed with NCDs at 0.9m.
- Over the past six months, MAXHEALT is aggressively expanding its footprint in the UP market and has emerged as a dominant player in this market.
- From Feb'24, MAXHEALT is on an acquisition spree in the UP market with the acquisition of the Sahara Hospital in Lucknow (550 beds in central UP). Subsequently, it acquired JHL (800 beds) in western UP near Noida.
- With these two acquisitions, MAXHEALT is well-positioned to penetrate the northwestern, central, and eastern UP, while also working to expand its capacity and capabilities to strengthen its presence in the overall UP market.

Exhibit 9: Expansion in the UP markets



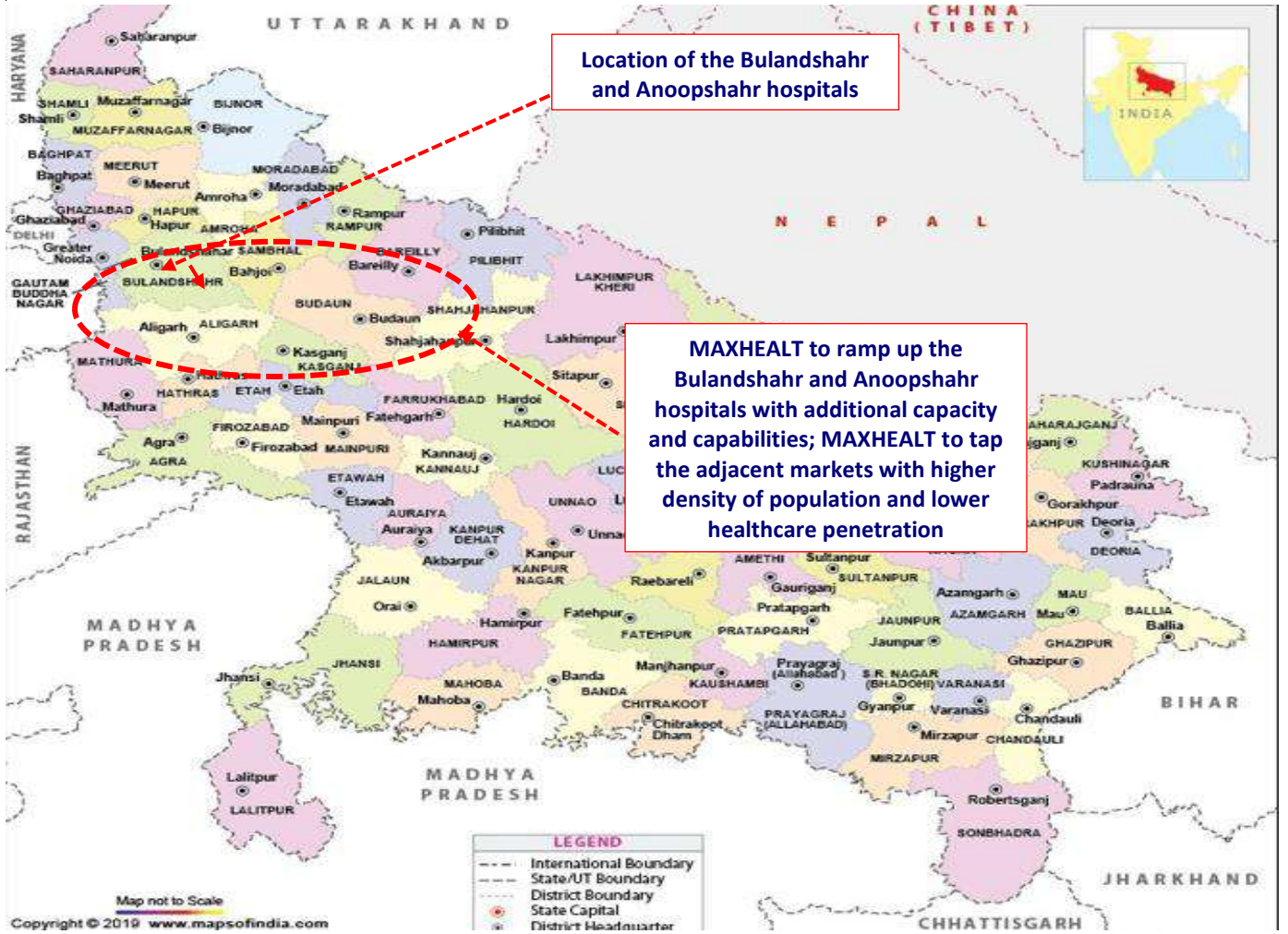
Source: MOFSL, Company

Exhibit 10: Noida Hospital to cater to the untapped markets, including Mathura/Hathras/Hapur/Aligarh



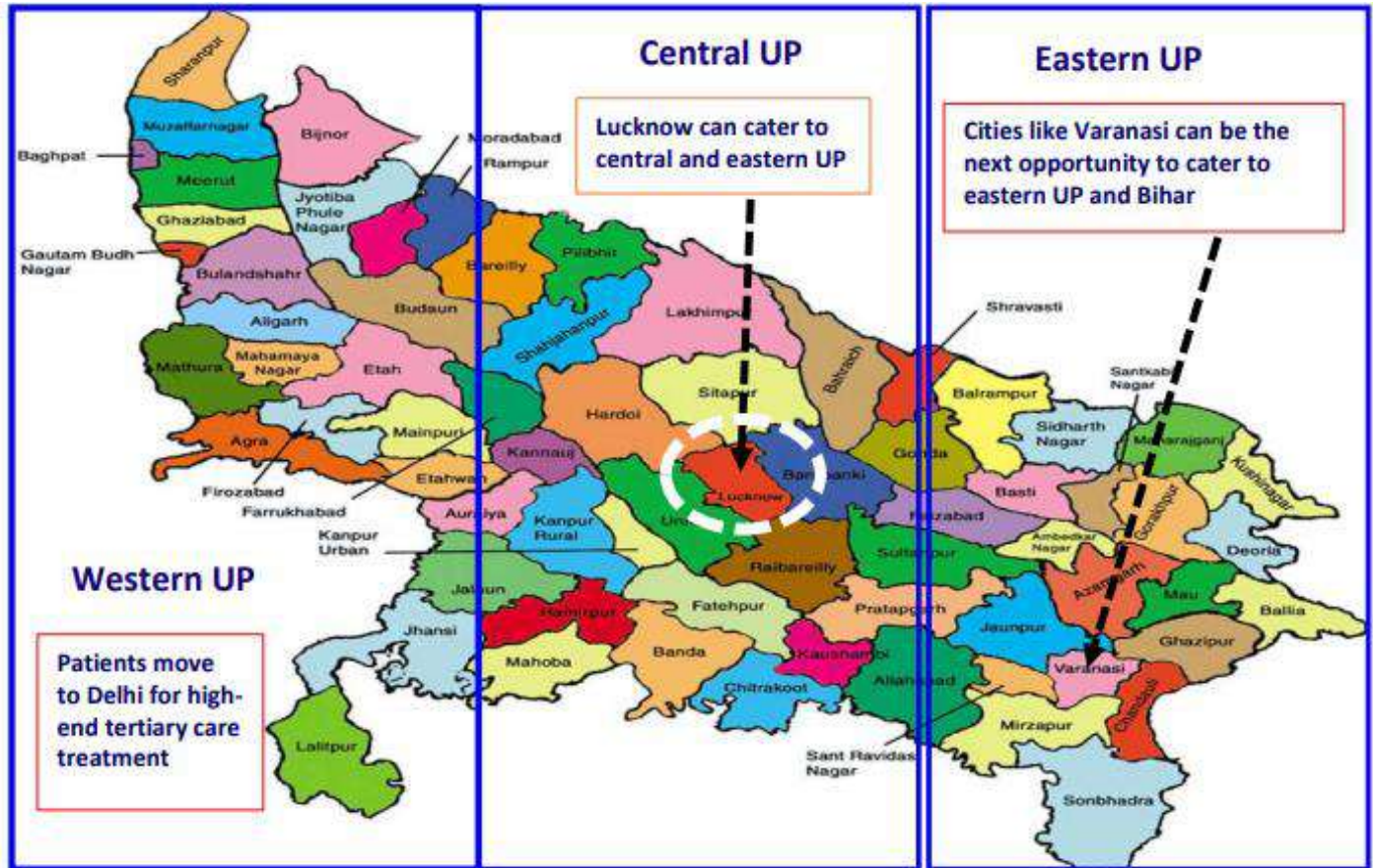
Source: MOFSL, Company

Exhibit 11: MAXHEALT to cover the northwestern UP market through its Bulandshahr and Aנוopshahr hospitals



Source: MOFSL, Company, Bloomberg

Exhibit 12: Varanasi, Kanpur, and Gorakhpur could be the next destinations for the hospital industry



JHL's Noida Hospital located in the heart of the city

- MAXHEALT will acquire ~64% stake in JHL for an EV/EBITDA valuation of 24x (EV-INR16.6b) and organize debt for the repayment (CIRP – Corporate Insolvency Resolution Process) of admitted claims of JHL's financial creditors for a total outflow of INR16b.
- For FY24, JHL reported revenue of INR4.2b and EBITDA of INR700m, resulting in an EBITDA margin of 17%. MAXHEALT is expected to raise a short-term loan of up to ~INR10b to settle outstanding claims from JHL creditors.
- The 500-bed (376 operational beds) JHL, located on an 18-acre land parcel in Sector 128, Noida, is the flagship hospital and is easily accessible from Delhi, Noida, and Yamuna Expressway. The hospital offers specialties such as Oncology, Renal Sciences, Orthopedics, Cardiology, Neurology, and Diagnostic facilities.
- Following the acquisition, MAXHEALT has the potential to increase the bed capacity in the area to 1,200 in Noida.

JHL well placed to tap the north western UP market

- JHL operates a 200-bed multi-specialty hospital in Bulandshahr (UP) on 5.75 acres of land, and a non-operational hospital in Anoopshahr (UP) spanning 2.35 acres.
- Besides the JHL hospital in Bulandshahr, there is only one other multispecialty hospital, Orthocare (100 beds), while Anoopshahr has no multispecialty hospitals.

- These hospitals are ~2.0-2.5 hours away from the Noida hospital, allowing MAXHEALT to tap into the untapped market of the western UP region. Moreover, since higher-density regions such as Moradabad, Bijnor, Bareilly, Rampur, Kanpur, and Sikandarabad generally have limited access to multispecialty hospitals, this would further reduce the travel time for patients and improve access to healthcare facilities.

MAXHEALT is investing in new capabilities at Lucknow

- MAXHEALT had entered into a share purchase agreement to acquire a 100% stake in Starlit Medical Centre Pvt. Ltd (STARLIT) for an EV of INR9.4b and a bed capacity of 550 beds.
- As of Jun'24, STARLIT had an operational bed capacity of 250, revenue of INR560m (+25% YoY) and an EBITDA margin of 19.6%.
- To enhance the hospital's capabilities, the firm is hiring additional clinical staff. Moreover, the oncology department, which currently contributes less than 2% to the Lucknow Hospital's revenue, is planning to expand, which will boost both ARPOB and overall hospital revenue.

MAXHEALT on track to increase capacity in Lucknow in the medium term

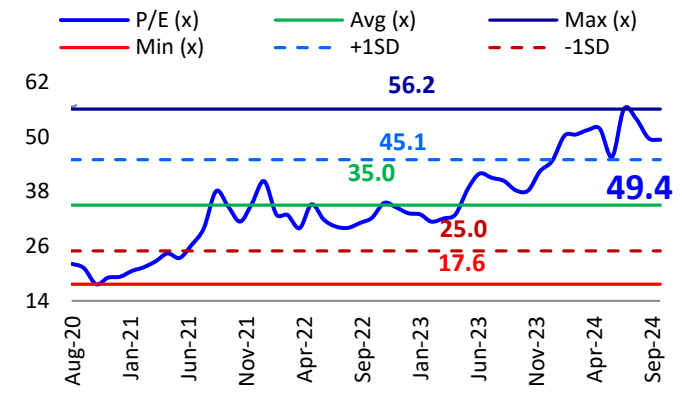
- Additionally, the organization is now working on renovating the current facilities. The company plans to operationalize the extra 140 beds by end-CY24.
- Sahara Hospital is situated on a land parcel of ~27 acres at Gomti Nagar, Lucknow, and has a built-up area of ~82,673 sqm spread across 17 floors.
- Moreover, the company is setting up the new tower, adding a 450-bed capacity over the next 24 months for an investment of INR7b. The company has received environmental clearance for the development of this hospital.
- With this acquisition, MAXHEALT entered into one of the most promising cities from healthcare perspective. Additionally, the under-penetrated healthcare infrastructure in central/eastern UP and Bihar would aid the scale-up of hospitals even faster.

Exhibit 13: Strong capex cycle on the cards across all major hospitals

Hospitals	Current Beds	Bed addition (FY25-27)	% addition
MEDANTA	2354	950	40.4
APHS	8700	2860	32.9
MAXHEALT	4302	2400	55.8
NARH	5794	0	0.0
KIMS	3975	2385	60.0
RAINBOW	1935	690	35.7
FORH	4613	715	15.5
JUPITER	961	575	59.8
YATHARTH	1605	1450	90.3
ASTER DM	4869	1677	34.4

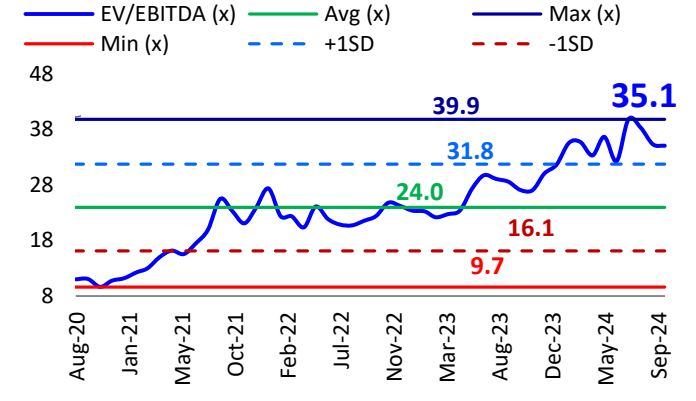
Source: MOFSL, Company

Exhibit 14: P/E chart



Source: MOFSL, Company, Bloomberg

Exhibit 15: EV/EBITDA chart



Source: MOFSL, Company, Bloomberg

Story in charts

Exhibit 16: Expect 6% CAGR in ARPOB over FY23-FY25

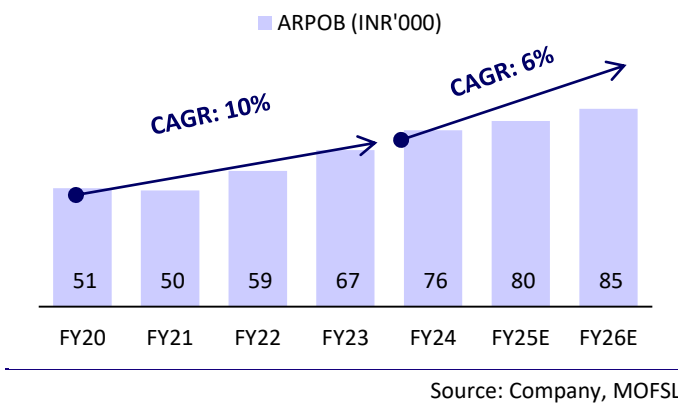


Exhibit 17: Occupancy to fall due to bed additions in FY25

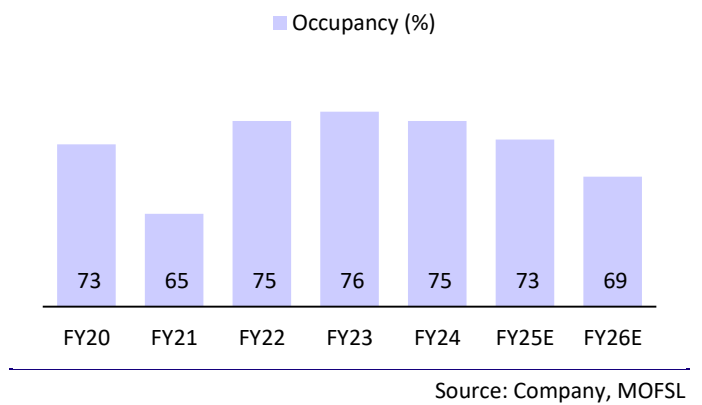


Exhibit 18: Network revenue to clock 21% CAGR over FY23-25

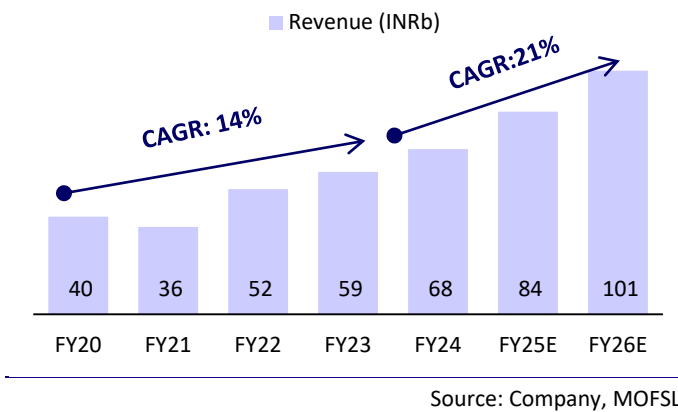


Exhibit 19: EBITDA margin to contract 170bp to 25.8% over FY23-25

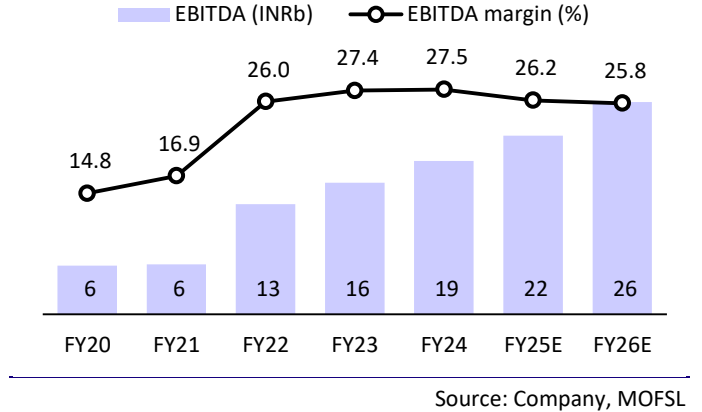


Exhibit 20: EPS to clock 15% CAGR over FY23-25

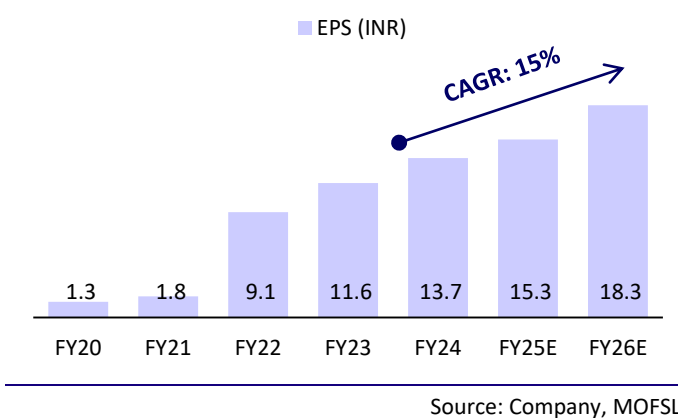
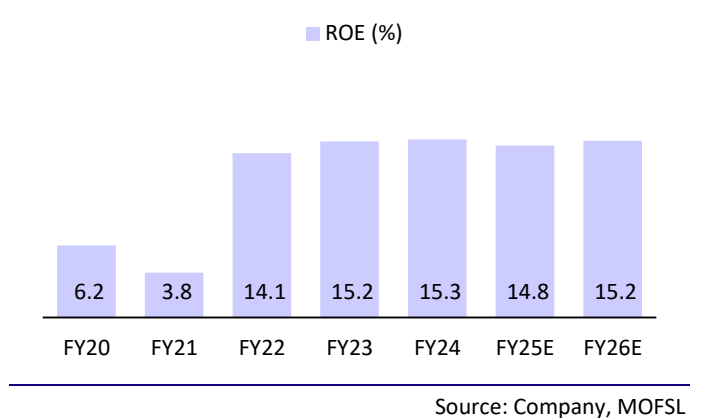


Exhibit 21: ROE to stabilize at ~15% over FY24-26



Financials and valuations

Consolidated - Income Statement						(INR m)
Y/E March	FY21	FY22	FY23	FY24	FY25E	FY26E
Total Income from Operations	36,010	51,710	58,750	68,150	83,588	1,00,595
Change (%)	-10.6	43.6	13.6	16.0	22.7	20.3
Total Expenditure	29,920	38,270	42,680	49,420	61,370	73,837
% of Sales	83.1	74.0	72.6	72.5	73.4	73.4
EBITDA	6,090	13,440	16,070	18,730	22,218	26,758
Margin (%)	16.9	26.0	27.4	27.5	26.6	26.6
Depreciation	2,160	2,480	2,600	2,840	4,309	4,763
EBIT	3,930	10,960	13,470	15,890	17,909	21,996
Int. and Finance Charges	1,870	1,120	390	-380	-7	151
Other Income	280	470	290	350	585	654
PBT bef. EO Exp.	2,340	10,310	13,370	16,620	18,501	22,499
EO Items	-2,790	-500	-390	-670	-190	0
PBT after EO Exp.	-450	9,810	12,980	15,950	18,311	22,499
Total Tax	500	1,430	-300	3,160	3,296	3,937
Tax Rate (%)	-111.1	14.6	-2.3	19.8	18.0	17.5
Minority Interest	0	0	0	0	0	0
Reported PAT	-950	8,380	13,280	12,790	15,015	18,562
Adjusted PAT	1,755	8,807	11,226	13,316	15,171	18,562
Change (%)	34.2	401.8	27.5	18.6	13.9	22.4
Margin (%)	4.9	17.0	19.1	19.5	18.1	18.5

Consolidated - Balance Sheet						(INR m)
Y/E March	FY21	FY22	FY23	FY24	FY25E	FY26E
Equity Share Capital	9,660	9,696	9,696	9,696	9,696	9,696
Total Reserves	47,721	57,484	71,004	83,254	98,269	1,16,830
Net Worth	57,380	67,180	80,700	92,950	1,07,965	1,26,526
Minority Interest	0	0	0	0	0	0
Total Loans	11,280	9,180	6,820	11,770	15,770	5,770
Deferred Tax Liabilities	1,580	1,850	-500	370	370	370
Capital Employed	70,240	78,210	87,020	1,05,090	1,24,105	1,32,666
Gross Block	29,900	37,100	39,210	57,290	69,386	78,655
Less: Accum. Deprn.	2,160	2,480	2,600	5,440	9,749	14,511
Net Fixed Assets	27,740	34,620	36,610	51,850	59,637	64,144
Goodwill on Consolidation	37,730	37,730	37,730	42,670	46,670	46,670
Intangibles	6,580	6,880	6,810	7,370	7,370	7,370
Capital WIP	0	0	0	7,620	7,524	4,755
Total Investments	20	20	20	660	660	660
Curr. Assets, Loans & Adv.	17,779	17,192	22,997	20,776	26,737	38,541
Inventory	740	830	1,040	1,060	1,495	1,799
Account Receivables	3,157	4,533	4,340	6,000	7,328	8,819
Cash and Bank Balance	6,660	6,150	15,650	12,860	8,733	16,875
Loans and Advances	7,222	5,679	1,967	856	9,180	11,047
Curr. Liability & Prov.	19,609	18,233	17,147	25,856	24,493	29,474
Account Payables	3,946	5,667	6,438	10,170	9,258	11,138
Other Current Liabilities	7,574	8,369	5,940	10,155	8,451	10,171
Provisions	8,089	4,197	4,768	5,531	6,784	8,164
Net Current Assets	-1,830	-1,040	5,850	-5,080	2,244	9,068
Appl. of Funds	70,240	78,210	87,020	1,05,090	1,24,105	1,32,666

E: MOFSL Estimates

Financials and valuations

Ratios

Y/E March	FY21	FY22	FY23	FY24	FY25E	FY26E
Basic (INR)						
EPS	1.8	9.1	11.6	13.7	15.6	19.1
Cash EPS	4.0	11.6	14.3	16.7	20.1	24.1
BV/Share	59.2	69.3	83.2	95.9	111.4	130.5
DPS	0.0	0.0	0.0	0.0	0.0	0.0
Payout (%)	0.0	0.0	0.0	0.0	0.0	0.0
Valuation (x)						
P/E	589.9	117.6	92.2	77.7	68.2	55.8
Cash P/E	264.4	91.7	74.9	64.1	53.1	44.4
P/BV	18.0	15.4	12.8	11.1	9.6	8.2
EV/Sales	25.7	20.1	17.5	15.2	12.5	10.2
EV/EBITDA	152.1	77.3	63.9	55.2	46.9	38.3
Dividend Yield (%)	0.0	0.0	0.0	0.0	0.0	0.0
FCF per share	4.7	4.4	17.8	-3.3	-4.9	18.2
Return Ratios (%)						
RoE	3.8	14.1	15.2	15.3	15.1	15.8
RoCE	14.6	13.5	17.2	13.5	13.3	14.6
RoIC	18.2	13.8	19.2	16.4	15.4	16.7
Working Capital Ratios						
Fixed Asset Turnover (x)	1.2	1.4	1.5	1.2	1.2	1.3
Asset Turnover (x)	0.5	0.7	0.7	0.6	0.7	0.8
Inventory (Days)	8	6	6	6	7	7
Debtor (Days)	32	32	27	32	32	32
Creditor (Days)	40	40	40	54	40	40
Leverage Ratio (x)						
Current Ratio	0.9	0.9	1.3	0.8	1.1	1.3
Interest Cover Ratio	2.1	9.8	34.5	-41.8	-2,601.2	145.9
Net Debt/Equity	0.1	0.0	-0.1	0.0	0.1	-0.1

Consolidated - Cash Flow Statement

(INR m)

Y/E March	FY21	FY22	FY23	FY24	FY25E	FY26E
OP/(Loss) before Tax	2,340	10,310	13,370	15,950	18,311	22,499
Depreciation	2,160	2,480	2,600	2,840	4,309	4,763
Interest & Finance Charges	1,870	1,120	390	-730	-592	-503
Direct Taxes Paid	-500	-1,430	300	-3,160	-3,296	-3,937
(Inc)/Dec in WC	2,275	-1,300	2,609	8,141	-11,450	1,318
CF from Operations	8,145	11,180	19,269	23,041	7,281	24,139
CF from Operating incl EO	8,145	11,180	19,269	23,041	7,281	24,139
(Inc)/Dec in FA	-4,060	-6,880	-1,990	-26,260	-12,000	-6,500
Free Cash Flow	4,085	4,300	17,279	-3,219	-4,719	17,639
(Pur)/Sale of Investments	21,360	0	0	-640	0	0
Others	280	470	290	350	-3,415	654
CF from Investments	17,580	-6,410	-1,700	-26,550	-15,415	-5,846
Issue of Shares	615	37	0	0	0	0
Inc/(Dec) in Debt	-7,990	-2,100	-2,360	4,950	4,000	-10,000
Interest Paid	-1,870	-1,120	-390	380	7	-151
Dividend Paid	0	0	0	0	0	0
CF from Fin. Activity	-9,246	-3,183	-2,750	5,330	4,007	-10,151
Inc/Dec of Cash	16,480	1,587	14,819	1,821	-4,127	8,142
Opening Balance	4,110	6,660	6,150	15,650	12,860	8,733
Closing Balance	6,660	6,150	15,650	12,860	8,733	16,875

Investment in securities market are subject to market risks. Read all the related documents carefully before investing.

NOTES

Explanation of Investment Rating	
Investment Rating	Expected return (over 12-month)
BUY	>=15%
SELL	< - 10%
NEUTRAL	< - 10 % to 15%
UNDER REVIEW	Rating may undergo a change
NOT RATED	We have forward looking estimates for the stock but we refrain from assigning recommendation

*In case the recommendation given by the Research Analyst is inconsistent with the investment rating legend for a continuous period of 30 days, the Research Analyst shall be within following 30 days take appropriate measures to make the recommendation consistent with the investment rating legend.

Disclosures

The following Disclosures are being made in compliance with the SEBI Research Analyst Regulations 2014 (herein after referred to as the Regulations).

Motilal Oswal Financial Services Ltd. (MOFSL) is a SEBI Registered Research Analyst having registration no. INH000000412. MOFSL, the Research Entity (RE) as defined in the Regulations, is engaged in the business of providing Stock broking services, Depository participant services & distribution of various financial products. MOFSL is a listed public company, the details in respect of which are available on www.motilaloswal.com. MOFSL (erstwhile Motilal Oswal Securities Limited - MOSL) is registered with the Securities & Exchange Board of India (SEBI) and is a registered Trading Member with National Stock Exchange of India Ltd. (NSE) and Bombay Stock Exchange Limited (BSE), Multi Commodity Exchange of India Limited (MCX) and National Commodity & Derivatives Exchange Limited (NCDEX) for its stock broking activities & is Depository participant with Central Depository Services Limited (CDSL) National Securities Depository Limited (NSDL), NERL, COMRIS and CCRL and is member of Association of Mutual Funds of India (AMFI) for distribution of financial products and Insurance Regulatory & Development Authority of India (IRDA) as Corporate Agent for insurance products. Details of associate entities of Motilal Oswal Financial Services Limited are available on the website at <http://onlinereports.motilaloswal.com/Dormant/documents/List%20of%20Associate%20companies.pdf>

MOFSL and its associate company(ies), their directors and Research Analyst and their relatives may; (a) from time to time, have a long or short position in, act as principal in, and buy or sell the securities or derivatives thereof of companies mentioned herein. (b) be engaged in any other transaction involving such securities and earn brokerage or other compensation or act as a market maker in the financial instruments of the company(ies) discussed herein or act as an advisor or lender/borrower to such company(ies) or may have any other potential conflict of interests with respect to any recommendation and other related information and opinions.; however the same shall have no bearing whatsoever on the specific recommendations made by the analyst(s), as the recommendations made by the analyst(s) are completely independent of the views of the associates of MOFSL even though there might exist an inherent conflict of interest in some of the stocks mentioned in the research report.

MOFSL and / or its affiliates do and seek to do business including investment banking with companies covered in its research reports. As a result, the recipients of this report should be aware that MOFSL may have a potential conflict of interest that may affect the objectivity of this report. Compensation of Research Analysts is not based on any specific merchant banking, investment banking or brokerage service transactions. Details of pending Enquiry Proceedings of Motilal Oswal Financial Services Limited are available on the website at <https://galaxy.motilaloswal.com/ResearchAnalyst/PublishViewLitigation.aspx>

A graph of daily closing prices of securities is available at www.nseindia.com, www.bseindia.com. Research Analyst views on Subject Company may vary based on Fundamental research and Technical Research. Proprietary trading desk of MOFSL or its associates maintains arm's length distance with Research Team as all the activities are segregated from MOFSL research activity and therefore it can have an independent view with regards to Subject Company for which Research Team have expressed their views.

Regional Disclosures (outside India)

This report is not directed or intended for distribution to or use by any person or entity resident in a state, country or any jurisdiction, where such distribution, publication, availability or use would be contrary to law, regulation or which would subject MOFSL & its group companies to registration or licensing requirements within such jurisdictions.

For Hong Kong:

This report is distributed in Hong Kong by Motilal Oswal capital Markets (Hong Kong) Private Limited, a licensed corporation (CE AYY-301) licensed and regulated by the Hong Kong Securities and Futures Commission (SFC) pursuant to the Securities and Futures Ordinance (Chapter 571 of the Laws of Hong Kong) "SFO". As per SEBI (Research Analyst Regulations) 2014 Motilal Oswal Securities (SEBI Reg. No. INH000000412) has an agreement with Motilal Oswal capital Markets (Hong Kong) Private Limited for distribution of research report in Hong Kong. This report is intended for distribution only to "Professional Investors" as defined in Part I of Schedule 1 to SFO. Any investment or investment activity to which this document relates is only available to professional investor and will be engaged only with professional investors." Nothing here is an offer or solicitation of these securities, products and services in any jurisdiction where their offer or sale is not qualified or exempt from registration. The Indian Analyst(s) who compile this report is/are not located in Hong Kong & are not conducting Research Analysis in Hong Kong.

For U.S.

Motilal Oswal Financial Services Limited (MOFSL) is not a registered broker - dealer under the U.S. Securities Exchange Act of 1934, as amended (the "1934 act") and under applicable state laws in the United States. In addition MOFSL is not a registered investment adviser under the U.S. Investment Advisers Act of 1940, as amended (the "Advisers Act" and together with the 1934 Act, the "Acts"), and under applicable state laws in the United States. Accordingly, in the absence of specific exemption under the Acts, any brokerage and investment services provided by MOFSL, including the products and services described herein are not available to or intended for U.S. persons. This report is intended for distribution only to "Major Institutional Investors" as defined by Rule 15a-6(b)(4) of the Exchange Act and interpretations thereof by SEC (henceforth referred to as "major institutional investors"). This document must not be acted on or relied on by persons who are not major institutional investors. Any investment or investment activity to which this document relates is only available to major institutional investors and will be engaged in only with major institutional investors. In reliance on the exemption from registration provided by Rule 15a-6 of the U.S. Securities Exchange Act of 1934, as amended (the "Exchange Act") and interpretations thereof by the U.S. Securities and Exchange Commission ("SEC") in order to conduct business with Institutional Investors based in the U.S., MOFSL has entered into a chaperoning agreement with a U.S. registered broker-dealer, Motilal Oswal Securities International Private Limited. ("MOSIPL"). Any business interaction pursuant to this report will have to be executed within the provisions of this chaperoning agreement.

The Research Analysts contributing to the report may not be registered /qualified as research analyst with FINRA. Such research analyst may not be associated persons of the U.S. registered broker-dealer, MOSIPL, and therefore, may not be subject to NASD rule 2711 and NYSE Rule 472 restrictions on communication with a subject company, public appearances and trading securities held by a research analyst account.

For Singapore

In Singapore, this report is being distributed by Motilal Oswal Capital Markets (Singapore) Pte. Ltd. ("MOCMSPL") (UEN 201129401Z), which is a holder of a capital markets services license and an exempt financial adviser in Singapore. This report is distributed solely to persons who (a) qualify as "institutional investors" as defined in section 4A(1)(c) of the Securities and Futures Act of Singapore ("SFA") or (b) are considered "accredited investors" as defined in section 2(1) of the Financial Advisers Regulations of Singapore read with section 4A(1)(a) of the SFA. Accordingly, if a recipient is neither an "institutional investor" nor an "accredited investor", they must immediately discontinue any use of this Report and inform MOCMSPL.

In respect of any matter arising from or in connection with the research you could contact the following representatives of MOCMSPL. In case of grievances for any of the services rendered by MOCMSPL write to grievances@motilaloswal.com.

Nainesh Rajani

Email: nainesh.rajani@motilaloswal.com

Contact: (+65) 8328 0276

Specific Disclosures

- 1 MOFSL, Research Analyst and/or his relatives does not have financial interest in the subject company, as they do not have equity holdings in the subject company.
- 2 MOFSL, Research Analyst and/or his relatives do not have actual/beneficial ownership of 1% or more securities in the subject company
- 3 MOFSL, Research Analyst and/or his relatives have not received compensation/other benefits from the subject company in the past 12 months
- 4 MOFSL, Research Analyst and/or his relatives do not have material conflict of interest in the subject company at the time of publication of research report
- 5 Research Analyst has not served as director/officer/employee in the subject company
- 6 MOFSL has not acted as a manager or co-manager of public offering of securities of the subject company in past 12 months
- 7 MOFSL has not received compensation for investment banking/ merchant banking/brokerage services from the subject company in the past 12 months
- 8 MOFSL has not received compensation for other than investment banking/merchant banking/brokerage services from the subject company in the past 12 months
- 9 MOFSL has not received any compensation or other benefits from third party in connection with the research report
- 10 MOFSL has not engaged in market making activity for the subject company

The associates of MOFSL may have:

- financial interest in the subject company
- actual/beneficial ownership of 1% or more securities in the subject company at the end of the month immediately preceding the date of publication of the Research Report or date of the public appearance.
- received compensation/other benefits from the subject company in the past 12 months
- any other potential conflict of interests with respect to any recommendation and other related information and opinions.; however the same shall have no bearing whatsoever on the specific recommendations made by the analyst(s), as the recommendations made by the analyst(s) are completely independent of the views of the associates of MOFSL even though there might exist an inherent conflict of interest in some of the stocks mentioned in the research report.
- acted as a manager or co-manager of public offering of securities of the subject company in past 12 months

- be engaged in any other transaction involving such securities and earn brokerage or other compensation or act as a market maker in the financial instruments of the company(ies) discussed herein or act as an advisor or lender/borrower to such company(ies)
- received compensation from the subject company in the past 12 months for investment banking / merchant banking / brokerage services or from other than said services.
- Served subject company as its clients during twelve months preceding the date of distribution of the research report.

The associates of MOFSL has not received any compensation or other benefits from third party in connection with the research report

Above disclosures include beneficial holdings lying in demat account of MOFSL which are opened for proprietary investments only. While calculating beneficial holdings, It does not consider demat accounts which are opened in name of MOFSL for other purposes (i.e holding client securities, collaterals, error trades etc.). MOFSL also earns DP income from clients which are not considered in above disclosures.

Analyst Certification

The views expressed in this research report accurately reflect the personal views of the analyst(s) about the subject securities or issues, and no part of the compensation of the research analyst(s) was, is, or will be directly or indirectly related to the specific recommendations and views expressed by research analyst(s) in this report.

Terms & Conditions:

This report has been prepared by MOFSL and is meant for sole use by the recipient and not for circulation. The report and information contained herein is strictly confidential and may not be altered in any way, transmitted to, copied or distributed, in part or in whole, to any other person or to the media or reproduced in any form, without prior written consent of MOFSL. The report is based on the facts, figures and information that are considered true, correct, reliable and accurate. The intent of this report is not recommendatory in nature. The information is obtained from publicly available media or other sources believed to be reliable. Such information has not been independently verified and no guaranty, representation of warranty, express or implied, is made as to its accuracy, completeness or correctness. All such information and opinions are subject to change without notice. The report is prepared solely for informational purpose and does not constitute an offer document or solicitation of offer to buy or sell or subscribe for securities or other financial instruments for the clients. Though disseminated to all the customers simultaneously, not all customers may receive this report at the same time. MOFSL will not treat recipients as customers by virtue of their receiving this report.

Disclaimer:

The report and information contained herein is strictly confidential and meant solely for the selected recipient and may not be altered in any way, transmitted to, copied or distributed, in part or in whole, to any other person or to the media or reproduced in any form, without prior written consent. This report and information herein is solely for informational purpose and may not be used or considered as an offer document or solicitation of offer to buy or sell or subscribe for securities or other financial instruments. Nothing in this report constitutes investment, legal, accounting and tax advice or a representation that any investment or strategy is suitable or appropriate to your specific circumstances. The securities discussed and opinions expressed in this report may not be suitable for all investors, who must make their own investment decisions, based on their own investment objectives, financial positions and needs of specific recipient. This may not be taken in substitution for the exercise of independent judgment by any recipient. Each recipient of this document should make such investigations as it deems necessary to arrive at an independent evaluation of an investment in the securities of companies referred to in this document (including the merits and risks involved), and should consult its own advisors to determine the merits and risks of such an investment. The investment discussed or views expressed may not be suitable for all investors. Certain transactions -including those involving futures, options, another derivative products as well as non-investment grade securities - involve substantial risk and are not suitable for all investors. No representation or warranty, express or implied, is made as to the accuracy, completeness or fairness of the information and opinions contained in this document. The Disclosures of Interest Statement incorporated in this document is provided solely to enhance the transparency and should not be treated as endorsement of the views expressed in the report. This information is subject to change without any prior notice. The Company reserves the right to make modifications and alternations to this statement as may be required from time to time without any prior approval. MOFSL, its associates, their directors and the employees may from time to time, effect or have effected an own account transaction in, or deal as principal or agent in or for the securities mentioned in this document. They may perform or seek to perform investment banking or other services for, or solicit investment banking or other business from, any company referred to in this report. Each of these entities functions as a separate, distinct and independent of each other. The recipient should take this into account before interpreting the document. This report has been prepared on the basis of information that is already available in publicly accessible media or developed through analysis of MOFSL. The views expressed are those of the analyst, and the Company may or may not subscribe to all the views expressed therein. This document is being supplied to you solely for your information and may not be reproduced, redistributed or passed on, directly or indirectly, to any other person or published, copied, in whole or in part, for any purpose. This report is not directed or intended for distribution to, or use by, any person or entity who is a citizen or resident of or located in any locality, state, country or other jurisdiction, where such distribution, publication, availability or use would be contrary to law, regulation or which would subject MOFSL to any registration or licensing requirement within such jurisdiction. The securities described herein may or may not be eligible for sale in all jurisdictions or to certain category of investors. Persons in whose possession this document may come are required to inform themselves of and to observe such restriction. Neither the Firm, not its directors, employees, agents or representatives shall be liable for any damages whether direct or indirect, incidental, special or consequential including lost revenue or lost profits that may arise from or in connection with the use of the information. The person accessing this information specifically agrees to exempt MOFSL or any of its affiliates or employees from, any and all responsibility/liability arising from such misuse and agrees not to hold MOFSL or any of its affiliates or employees responsible for any such misuse and further agrees to hold MOFSL or any of its affiliates or employees free and harmless from all losses, costs, damages, expenses that may be suffered by the person accessing this information due to any errors and delays.

This report is meant for the clients of Motilal Oswal only.

Investment in securities market are subject to market risks. Read all the related documents carefully before investing.

Registration granted by SEBI and certification from NISM in no way guarantee performance of the intermediary or provide any assurance of returns to investors.

Registered Office Address: Motilal Oswal Tower, Rahimtullah Sayani Road, Opposite Parel ST Depot, Prabhadevi, Mumbai-400025; Tel No.: 022 - 71934200 / 71934263; www.motilaloswal.com.

Correspondence Address: Palm Spring Centre, 2nd Floor, Palm Court Complex, New Link Road, Malad (West), Mumbai- 400 064. Tel No: 022 71881000. Details of Compliance Officer: Neeraj Agarwal,

Email Id: na@motilaloswal.com, Contact No.:022-40548085.

Grievance Redressal Cell:

Contact Person	Contact No.	Email ID
Ms. Hemangi Date	022 40548000 / 022 67490600	query@motilaloswal.com
Ms. Kumud Upadhyay	022 40548082	servicehead@motilaloswal.com
Mr. Ajay Menon	022 40548083	am@motilaloswal.com

Registration details of group entities.: Motilal Oswal Financial Services Ltd. (MOFSL): INZ000158836 (BSE/NSE/MCX/NCDEX); CDSL and NSDL: IN-DP-16-2015; Research Analyst: INH000000412. AMFI: ARN : 146822. IRDA Corporate Agent – CA0579. Motilal Oswal Financial Services Ltd. is a distributor of Mutual Funds, PMS, Fixed Deposit, Insurance, Bond, NCDs and IPO products.

Customer having any query/feedback/ clarification may write to query@motilaloswal.com. In case of grievances for any of the services rendered by Motilal Oswal Financial Services Limited (MOFSL) write to grievances@motilaloswal.com, for DP to dp@grievances@motilaloswal.com.