

Adani Ports & SEZ

BSE SENSEX

83,185

S&P CNX

25,416



Stock Info

Bloomberg	ADSEZ IN
Equity Shares (m)	2160
M.Cap.(INRb)/(USD\$b)	3041.9 / 36.3
52-Week Range (INR)	1621 / 755
1, 6, 12 Rel. Per (%)	-9/-3/43
12M Avg Val (INR M)	6357
Free float (%)	34.1

Financials Snapshot (INR b)

Y/E March	2024	2025E	2026E
Net Sales	267.1	307.7	349.9
EBITDA	158.6	182.5	210.9
Adj. PAT	89.1	110.7	132.0
EBITDA Margin (%)	59.4	59.3	60.3
Adj. EPS (INR)	41.3	51.2	61.1
EPS Gr. (%)	16.5	24.2	19.2
BV/Sh. (INR)	245.1	290.5	342.4

Ratios

Net D/E (x)	0.6	0.6	0.4
RoE (%)	18.1	19.1	19.3
RoCE (%)	11.1	12.4	13.1
Payout (%)	14.5	15.6	13.1

Valuations

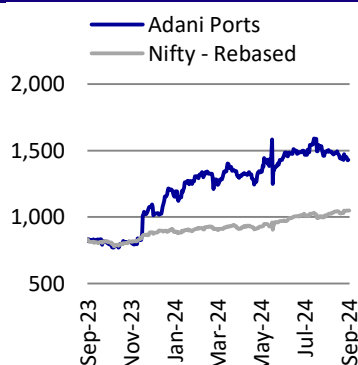
P/E (x)	34.2	27.5	23.1
P/BV (x)	5.8	4.9	4.1
EV/EBITDA (x)	21.3	18.6	16.0
Div. Yield (%)	0.4	0.6	0.6
FCF Yield (%)	2.5	2.5	2.7

Shareholding pattern (%)

As On	Jun-24	Mar-24	Jun-23
Promoter	65.9	65.9	62.9
DII	12.5	11.8	12.4
FII	15.2	15.0	17.0
Others	6.4	7.3	7.7

FII Includes depository receipts

Stock's performance (one-year)



CMP: INR1,410

TP: INR1,850 (+31%)

Buy

Temporary volume hit in 1H; growth outlook intact

- Adani Ports & SEZ (APSEZ) handled 183mmt of cargo volumes over Apr-Aug'24. Volumes in 1QFY25 grew 7% YoY but were affected by a worker strike at Gangavaram port during Apr-May'24, which normalized in Jun'24. Aug'24 volumes were also impacted by severe weather in Kutch, affecting operations at Mundra and Tuna. Despite these disruptions in 1HFY25, the management maintains its volume guidance of 460-480mmt for FY25.
- APSEZ continues to focus on capacity expansion. It recently signed a concession agreement with Deendayal Port Authority (DPA) to develop a berth with capacity of 5.7mmt at Kandla, Gujarat. The 300m berth is set to be operational by FY27, expanding APSEZ's presence at Deendayal port.
- Further, APSEZ has agreed to acquire 80% of Astro for USD185m, valuing the company at USD235m with a 4.4x EV/FY25E EBITDA multiple. Founded in 2009, Singapore-headquartered Astro operates 26 vessels across the Middle East, India, Far East Asia and Africa. The acquisition increases APSEZ's fleet size to 168 vessels, expanding its presence in key regions and enhancing its Tier-1 customer base.
- While 1HFY25 volumes were temporarily impacted by a worker strike and weather conditions, the situation is normalized now. For FY25, the volume guidance of 460-480mmt remains unchanged. APSEZ is expected to record 2-3x of India's cargo volume growth. APSEZ targets becoming India's largest integrated transport utility and the world's largest private port company by 2030. We expect APSEZ to report 11% growth in cargo volumes over FY24-26. This would drive a CAGR of 14%/15%/22% in revenue/ EBITDA/PAT over FY24-26. We reiterate our BUY rating with a TP of INR1,850 (based on 20x FY26E EV/EBITDA).**

Development of multipurpose berth at Kandla port

- APSEZ has signed a concession agreement with DPA to develop Berth No. 13 at Kandla, Gujarat. A new subsidiary, DPA Container and Clean Cargo Terminal Ltd (DPACCCTL), will manage operations. APSEZ received the Letter of Intent (LoI) in Jul'24 for the 30-year concession under the DBFOT model to handle clean cargo, including containers.
- The 300m berth, with a capacity of 5.7mmt, is set to be operational by FY27, expanding APSEZ's presence at Deendayal Port and boosting service to Gujarat and north India.

APSEZ acquires majority stake in a leading OSV operator

- APSEZ has agreed to acquire an 80% stake in Astro for USD185m, valuing the company at USD235m with an EV/FY25E EBITDA multiple of 4.4x. The existing promoters of Astro will hold the remaining 20% stake.
- Founded in 2009, Astro is a leading global offshore support vessels (OSV) operator with a fleet of 26 vessels, providing services across the Middle East, India, Far East Asia, and Africa. During FY24, Astro reported USD95m in revenue and USD41m in EBITDA, and was net cash positive.

Alok Deora - Research analyst (Alok.Deora@MotilalOswal.com)

Saurabh Dugar - Research analyst (Saurabh.Dugar@MotilalOswal.com)

Investors are advised to refer through important disclosures made at the last page of the Research Report.

Motilal Oswal research is available on www.motilaloswal.com/Institutional-Equities, Bloomberg, Thomson Reuters, Factset and S&P Capital.

- The acquisition aligns with APSEZ’s goal to become a leading marine operator, adding Astro's fleet to its 142 tugs and dredgers, bringing the total to 168 vessels. This deal strengthens APSEZ’s presence across the Arabian Gulf, the Indian subcontinent, and far east Asia. It also expands the company’s Tier-1 customer base.

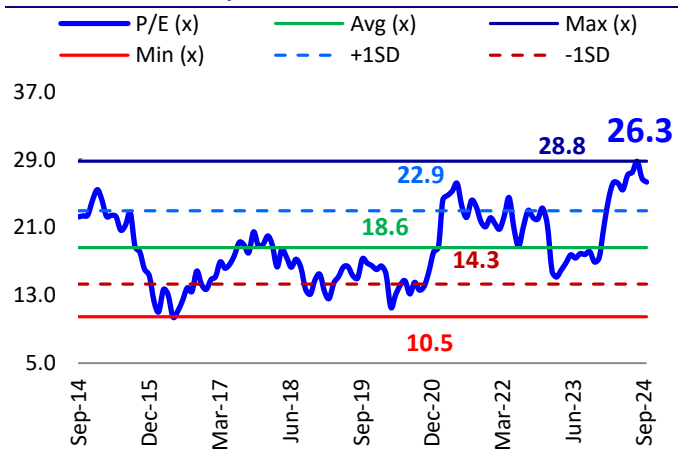
Building infrastructure for strong future growth in the logistics business

- As APSEZ aims to become India's largest integrated transport utility company by 2030, it is strengthening its capabilities in all logistics segments (ports, CTO, warehousing, last-mile delivery, ICDs, etc.). Hence, it offers end-to-end service to its customers, thereby capturing a higher wallet share and making the cargo sticky in nature.
- The company currently operates 12 multi-modal logistics parks (MMLPs), equipped with 131 trains, 2.9m sq. ft. of warehousing space, and 1.2mmt of grain silos. It plans to expand its footprint and build a pan-India presence with logistic parks and warehouses.

Valuation and view

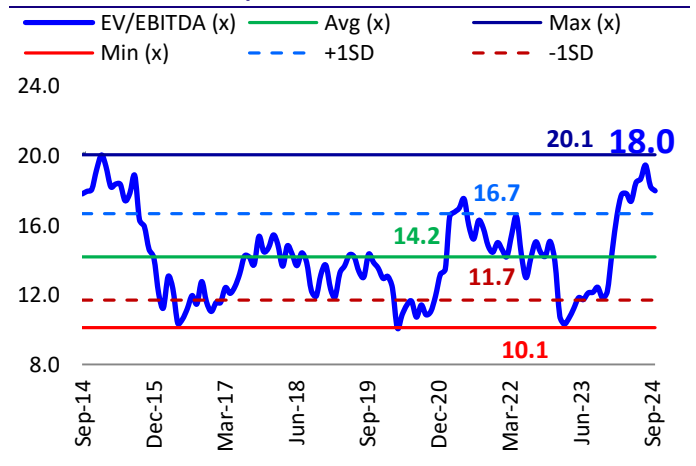
- APSEZ is expected to outpace India's overall growth, driven by a balanced port mix along India's western and eastern coastlines and a diversified cargo mix. The company continues to invest heavily in the port and logistics business to drive growth.
- **We expect APSEZ to report 11% growth in cargo volumes over FY24-26. This would drive a CAGR of 14%/15%/22% in revenue/EBITDA/PAT over FY24-26. We reiterate our BUY rating with a TP of INR1,850 (premised on 20x FY26E EV/EBITDA).**

Exhibit 1: APSEZ – P/E trend



Source: Company, MOFSL

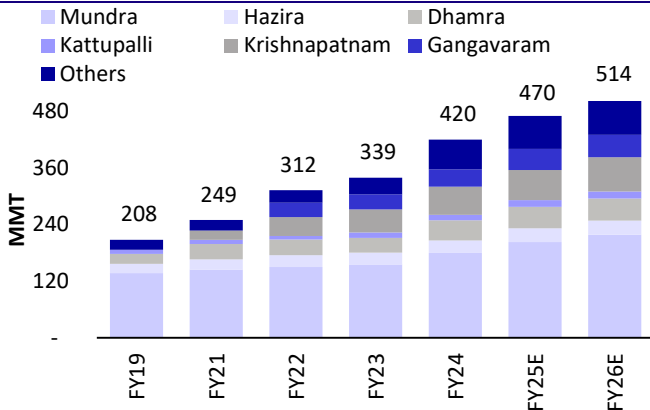
Exhibit 2: APSEZ – EV/EBITDA trend



Source: Company, MOFSL

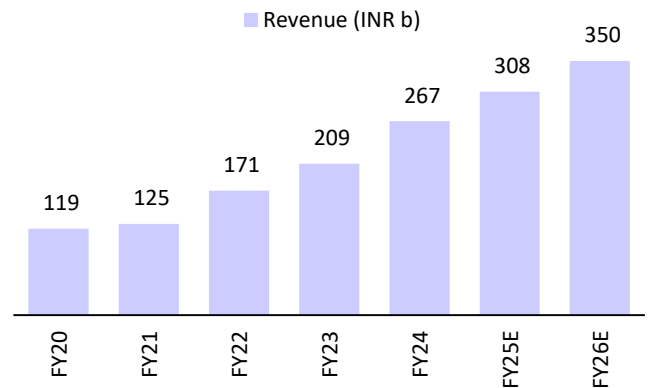
Story in charts

Exhibit 1: APSEZ – volumes (MMT)



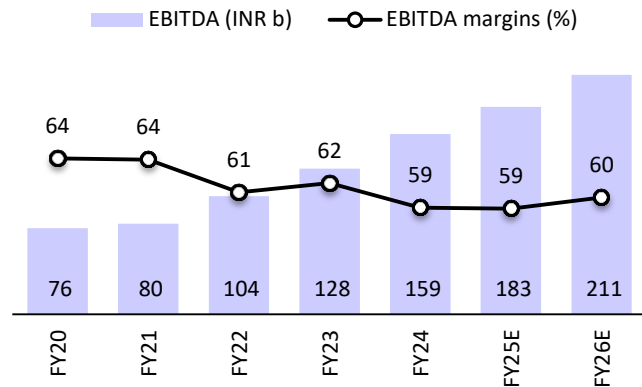
Source: Company, MOFSL

Exhibit 2: Revenue growth to remain strong



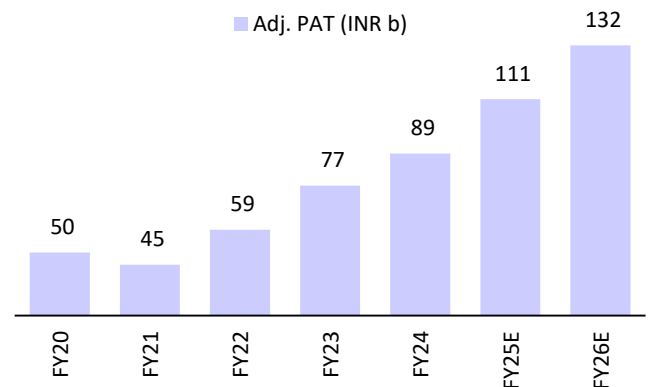
Source: Company, MOFSL

Exhibit 3: Margin to stabilize at ~60%



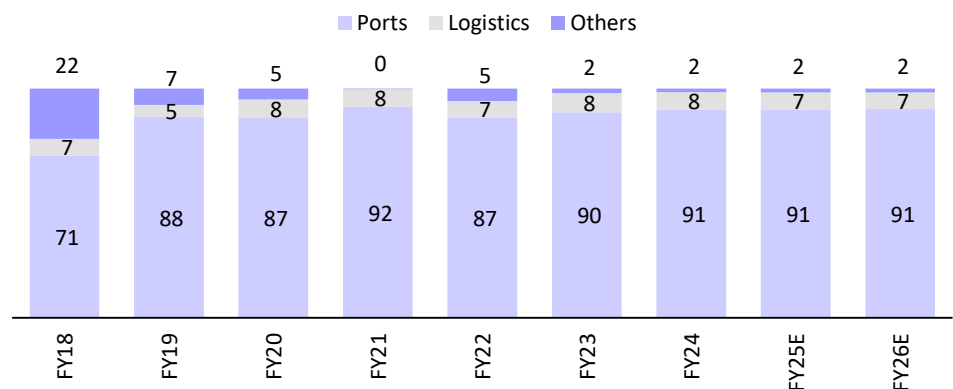
Source: Company, MOFSL

Exhibit 4: Strong operating performance to drive PAT



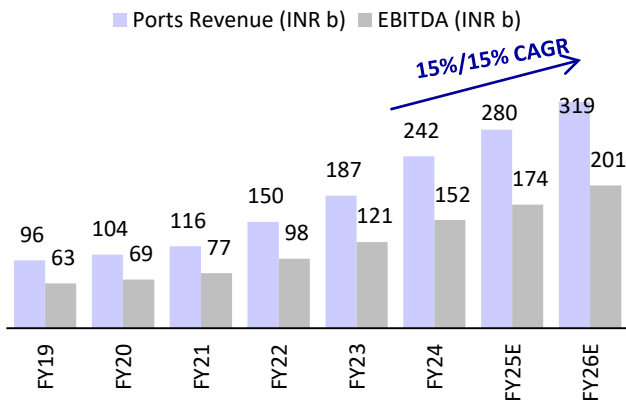
Source: Company, MOFSL

Exhibit 5: Revenue share (%)



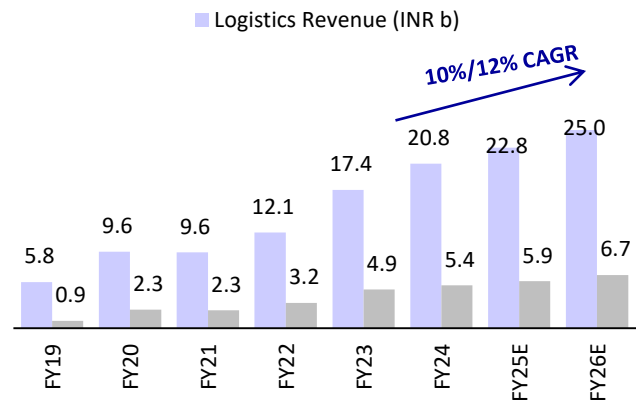
Source: Company, MOFSL

Exhibit 6: Port segment's revenue to report 15% CAGR



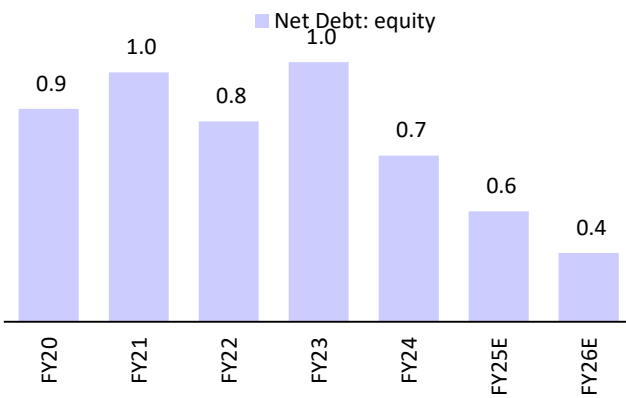
Source: Company, MOFSL

Exhibit 7: Logistics segment to report 10% CAGR in revenue



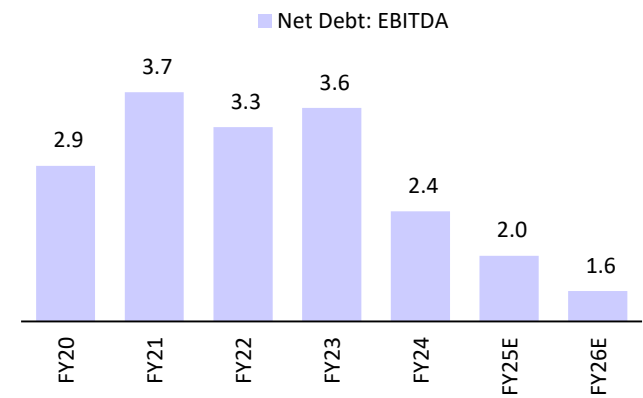
Source: Company, MOFSL

Exhibit 8: Net debt/equity to decrease



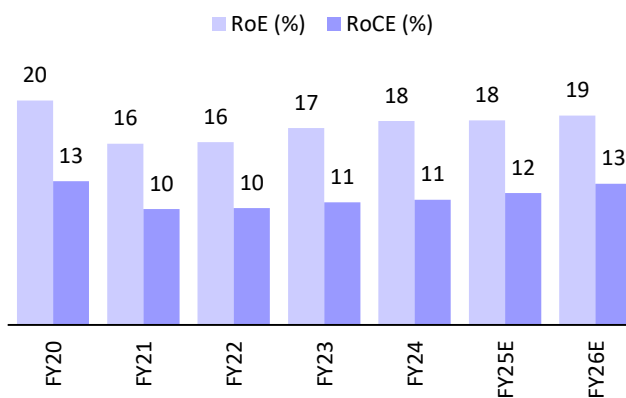
Source: Company, MOFSL

Exhibit 9: Net debt/EBITDA to improve with better efficiency



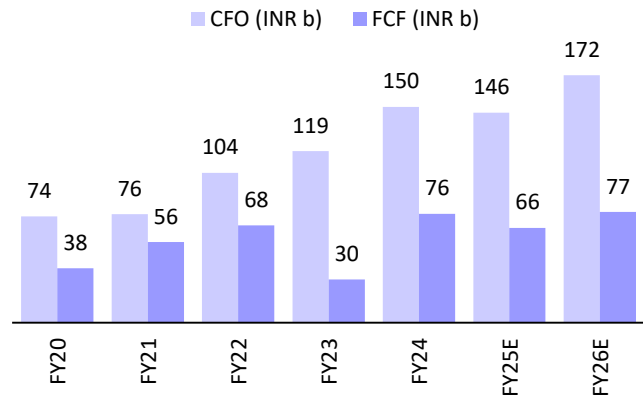
Source: Company, MOFSL

Exhibit 10: Return ratios to remain stable



Source: Company, MOFSL

Exhibit 11: CFO and FCF generation to pick up



Source: Company, MOFSL

Financials and valuation

Consolidated Income Statement

Y/E March (INR m)	FY20	FY21	FY22	FY23	FY24	FY25E	FY26E
Net Sales	1,18,731	1,25,496	1,71,188	2,08,519	2,67,106	3,07,745	3,49,939
Change in Net Sales (%)	8.7	5.7	36.4	21.8	28.1	15.2	13.7
Total Expenses	43,077	45,662	67,223	80,185	1,08,466	1,25,233	1,39,009
EBITDA	75,654	79,834	1,03,965	1,28,335	1,58,639	1,82,513	2,10,929
Margin (%)	63.7	63.6	60.7	61.5	59.4	59.3	60.3
Depn. & Amortization	16,803	21,073	30,993	34,232	38,885	42,357	46,533
EBIT	58,851	58,761	72,972	94,102	1,19,755	1,40,156	1,64,396
Net Interest	19,507	21,292	25,596	25,936	27,844	26,674	26,239
Other income	18,614	19,702	22,237	15,535	14,994	17,993	18,893
PBT	57,958	57,172	69,613	83,701	1,06,905	1,31,475	1,57,050
EO expense	15,475	-5,891	12,930	33,907	4,351	-5,980	0
PBT after EO	42,483	63,063	56,684	49,794	1,02,554	1,37,455	1,57,050
Tax	4,594	12,433	7,640	964	19,897	21,993	25,128
Rate (%)	10.8	19.7	13.5	1.9	19.4	16.0	16.0
PAT before JV, MI	37,889	50,630	49,044	48,830	82,657	1,15,463	1,31,922
Share of loss from JV, MI	-258	-687	-498	-348	-1,550	32.7	38.0
Reported PAT	37,631	49,943	48,547	48,482	81,106	1,15,495	1,31,960
Adjusted PAT	50,011	45,230	58,890	75,608	89,138	1,10,711	1,31,960
Change (%)	13.9	-9.6	30.2	28.4	16.5	24.2	19.2
Margin (%)	42.1	36.0	34.4	36.3	33.4	36.0	37.7

Source: MOFSL, Company

Consolidated Balance Sheet

Y/E March (INR m)	FY20	FY21	FY22	FY23	FY24	FY25E	FY26E
Share Capital	4,064	4,064	4,225	4,320	4,320	4,320	4,320
Reserves	2,52,171	3,02,219	4,15,658	4,51,516	5,25,127	6,23,298	7,35,465
Net Worth	2,56,235	3,06,283	4,19,882	4,55,836	5,29,448	6,27,619	7,39,785
Minority Interest	2,196	14,685	3,928	13,385	15,982	16,873	17,893
Total Loans	2,94,630	3,44,010	4,54,530	4,98,193	4,62,792	4,57,792	4,47,792
Deferred Tax Liability	-9,227	3,214	16,530	9,865	22,512	22,512	22,512
Capital Employed	5,43,834	6,68,191	8,94,871	9,77,279	10,30,734	11,24,796	12,27,982
Gross Block	3,62,512	5,51,805	7,00,208	7,82,018	8,47,528	9,27,528	10,22,528
Less: Accum. Deprn.	68,229	1,10,800	1,41,793	1,48,004	1,78,578	2,20,935	2,67,468
Net Fixed Assets	2,94,283	4,41,005	5,58,415	6,34,014	6,68,950	7,06,593	7,55,060
Capital WIP	32,163	36,971	40,229	68,140	1,09,361	1,09,361	1,09,361
Investments	11,780	22,362	31,607	1,00,599	56,340	76,340	1,06,340
Curr. Assets	2,71,715	2,44,083	3,53,029	3,24,299	3,35,342	3,70,842	3,98,407
Inventories	2,883	9,919	3,956	4,520	4,372	5,037	5,727
Account Receivables	25,891	23,859	22,219	32,417	36,669	46,464	57,628
Cash and Bank Balance	73,139	47,008	1,06,674	42,488	76,319	1,00,412	1,15,159
-Cash and cash equivalents	71,955	41,980	86,530	9,320	15,757	39,850	54,597
-Bank balance	1,184	5,027	20,144	33,168	60,562	60,562	60,562
Loans & advances	31,173	20,691	18,738	19,970	3,285	3,420	3,561
Other current assets	1,38,630	1,42,607	2,01,441	2,24,905	2,14,697	2,15,510	2,16,331
Curr. Liability & Prov.	66,106	76,229	88,409	1,49,774	1,39,258	1,38,340	1,41,185
Account Payables	7,287	10,139	11,596	18,282	21,674	20,756	23,601
Provisions	1,145	1,224	1,418	17,498	12,942	12,942	12,942
Other current liabilities	57,674	64,867	75,396	1,13,994	1,04,642	1,04,642	1,04,642
Net Curr. Assets	2,05,608	1,67,854	2,64,619	1,74,525	1,96,084	2,32,503	2,57,221
Appl. of Funds	5,43,834	6,68,191	8,94,871	9,77,279	10,30,734	11,24,796	12,27,982

Source: MOFSL, Company

Financials and valuation

Ratios

Y/E March	FY20	FY21	FY22	FY23	FY24	FY25E	FY26E
Basic (INR)							
EPS	24.6	22.3	27.9	35.0	41.3	51.2	61.1
EPS Growth	16.1	-9.6	25.2	25.5	16.5	24.2	19.2
Cash EPS	32.9	32.6	42.6	50.8	59.3	70.9	82.6
BV/Share	126.1	150.7	198.8	211.0	245.1	290.5	342.4
Payout (%)	13.0	22.5	17.9	14.3	14.5	15.6	13.1
Dividend yield (%)	0.4	0.6	0.6	0.6	0.4	0.5	0.5
Valuation (x)							
P/E	57.3	63.3	50.5	39.8	34.2	27.5	23.1
Cash P/E	42.9	43.2	33.1	27.5	23.8	19.9	17.1
P/BV	11.2	9.4	7.1	6.7	5.8	4.9	4.1
EV/EBITDA	43.0	41.6	31.7	26.5	21.3	18.6	16.0
Dividend Yield (%)	0.2	0.4	0.4	0.4	0.4	0.6	0.6
Return Ratios (%)							
RoE	19.9	16.1	16.2	17.5	18.1	19.1	19.3
RoCE (post-tax)	12.8	10.3	10.4	10.9	11.1	12.4	13.1
RoIC (post-tax)	12.7	9.5	9.9	12.5	12.4	14.5	15.9
Working Capital Ratios							
Fixed Asset Turnover (x)	0.4	0.3	0.3	0.3	0.3	0.4	0.5
Asset Turnover (x)	0.2	0.2	0.2	0.2	0.3	0.3	0.3
Debtor (Days)	80	69	47	57	50	55	60
Creditors (Days)	22	29	25	32	30	25	25
Inventory (Days)	9	29	8	8	6	6	6
Leverage Ratio (x)							
Current Ratio	4.1	3.2	4.0	2.2	2.4	2.7	2.8
Interest Cover Ratio	4.0	3.7	3.7	4.2	4.8	5.9	7.0
Net Debt/EBITDA	2.9	3.7	3.3	3.6	2.4	2.0	1.6
Net Debt/Equity	0.9	1.0	0.8	1.0	0.7	0.6	0.4

Cash Flow Statement (INR m)

Y/E March (INR m)	FY20	FY21	FY22	FY23	FY24	FY25E	FY26E
OP/(Loss) before Tax	42,439	62,920	57,171	54,891	1,00,937	1,38,379	1,58,108
Depreciation	16,803	21,073	30,993	34,232	38,885	42,357	46,533
Direct Taxes Paid	-8,496	-8,728	-9,597	-8,339	-12,719	-21,993	-25,128
(Inc)/Dec in WC	9,909	4,084	7,584	-8,546	-95	-12,326	-9,972
Other Items	13,363	-3,791	18,050	47,094	23,169	8,680	7,346
CF from Operations	74,018	75,558	1,04,201	1,19,333	1,50,176	1,55,098	1,76,887
(Inc)/Dec in FA	-35,584	-19,497	-36,458	-89,210	-74,430	-80,000	-95,000
Free Cash Flow	38,434	56,061	67,743	30,123	75,746	75,098	81,887
Acquisitions/Divestment	-2,735	-1,49,912	-6,538	-1,44,291	-31,178	0	0
Change in Investments	10,961	6,350	-28,056	22,851	-5,172	-20,000	-30,000
Others	19,854	21,632	18,233	14,614	41,315	17,993	18,893
CF from Investments	-7,504	-1,41,427	-52,818	-1,96,036	-69,466	-82,007	-1,06,107
Share issue	-19,707	0	9,093	9,455	2,352	0	0
Inc/(Dec) in Debt	4,015	54,909	75,276	3,453	-41,290	-5,000	-10,000
Interest	-19,239	-19,558	-25,505	-23,710	-28,085	-26,674	-26,239
Dividend	-8,446	-212	-10,267	-10,929	-10,797	-17,324	-19,794
Others	821	0	-54,455	-5,607	-180	0	0
Cash from financing activity	-42,556	35,139	-5,858	-27,338	-78,001	-48,998	-56,033
Net change in cash & equi.	23,958	-30,730	45,526	-1,04,042	2,709	24,093	14,747
Opening cash balance	47,982	71,955	43,118	86,714	11,258	15,757	39,850
change in control of subs.	15	756	-2,113	26,648	1,790	0	0
Closing cash balance	71,955	41,980	86,530	9,320	15,757	39,850	54,597

Source: MOFSL, Company

Investment in securities market are subject to market risks. Read all the related documents carefully before investing

Explanation of Investment Rating	
Investment Rating	Expected return (over 12-month)
BUY	>=15%
SELL	< - 10%
NEUTRAL	< - 10 % to 15%
UNDER REVIEW	Rating may undergo a change
NOT RATED	We have forward looking estimates for the stock but we refrain from assigning recommendation

*In case the recommendation given by the Research Analyst is inconsistent with the investment rating legend for a continuous period of 30 days, the Research Analyst shall be within following 30 days take appropriate measures to make the recommendation consistent with the investment rating legend.

Disclosures

The following Disclosures are being made in compliance with the SEBI Research Analyst Regulations 2014 (herein after referred to as the Regulations).

Motilal Oswal Financial Services Ltd. (MOFSL) is a SEBI Registered Research Analyst having registration no. INH000000412. MOFSL, the Research Entity (RE) as defined in the Regulations, is engaged in the business of providing Stock broking services, Depository participant services & distribution of various financial products. MOFSL is a listed public company, the details in respect of which are available on www.motilaloswal.com. MOFSL (erstwhile Motilal Oswal Securities Limited - MOSL) is registered with the Securities & Exchange Board of India (SEBI) and is a registered Trading Member with National Stock Exchange of India Ltd. (NSE) and Bombay Stock Exchange Limited (BSE), Multi Commodity Exchange of India Limited (MCX) and National Commodity & Derivatives Exchange Limited (NCDEX) for its stock broking activities & is Depository participant with Central Depository Services Limited (CDSL) National Securities Depository Limited (NSDL), NERL, COMRIS and CCRL and is member of Association of Mutual Funds of India (AMFI) for distribution of financial products and Insurance Regulatory & Development Authority of India (IRDA) as Corporate Agent for insurance products. Details of associate entities of Motilal Oswal Financial Services Limited are available on the website at <http://online-reports.motilaloswal.com/Dormant/documents/List%20of%20Associate%20companies.pdf> MOFSL and its associate company(ies), their directors and Research Analyst and their relatives may; (a) from time to time, have a long or short position in, act as principal in, and buy or sell the securities or derivatives thereof of companies mentioned herein. (b) be engaged in any other transaction involving such securities and earn brokerage or other compensation or act as a market maker in the financial instruments of the company(ies) discussed herein or act as an advisor or lender/borrower to such company(ies) or may have any other potential conflict of interests with respect to any recommendation and other related information and opinions; however the same shall have no bearing whatsoever on the specific recommendations made by the analyst(s), as the recommendations made by the analyst(s) are completely independent of the views of the associates of MOFSL even though there might exist an inherent conflict of interest in some of the stocks mentioned in the research report.

MOFSL and / or its affiliates do and seek to do business including investment banking with companies covered in its research reports. As a result, the recipients of this report should be aware that MOFSL may have a potential conflict of interest that may affect the objectivity of this report. Compensation of Research Analysts is not based on any specific merchant banking, investment banking or brokerage service transactions. Details of pending Enquiry Proceedings of Motilal Oswal Financial Services Limited are available on the website at <https://galaxy.motilaloswal.com/ResearchAnalyst/PublishViewLitigation.aspx>

A graph of daily closing prices of securities is available at www.nseindia.com, www.bseindia.com. Research Analyst views on Subject Company may vary based on Fundamental research and Technical Research. Proprietary trading desk of MOFSL or its associates maintains arm's length distance with Research Team as all the activities are segregated from MOFSL research activity and therefore it can have an independent view with regards to Subject Company for which Research Team have expressed their views.

Regional Disclosures (outside India)

This report is not directed or intended for distribution to or use by any person or entity resident in a state, country or any jurisdiction, where such distribution, publication, availability or use would be contrary to law, regulation or which would subject MOFSL & its group companies to registration or licensing requirements within such jurisdictions.

For Hong Kong:

This report is distributed in Hong Kong by Motilal Oswal capital Markets (Hong Kong) Private Limited, a licensed corporation (CE AYY-301) licensed and regulated by the Hong Kong Securities and Futures Commission (SFC) pursuant to the Securities and Futures Ordinance (Chapter 571 of the Laws of Hong Kong) "SFO". As per SEBI (Research Analyst Regulations) 2014 Motilal Oswal Securities (SEBI Reg. No. INH000000412) has an agreement with Motilal Oswal capital Markets (Hong Kong) Private Limited for distribution of research report in Hong Kong. This report is intended for distribution only to "Professional Investors" as defined in Part I of Schedule 1 to SFO. Any investment or investment activity to which this document relates is only available to professional investor and will be engaged only with professional investors." Nothing here is an offer or solicitation of these securities, products and services in any jurisdiction where their offer or sale is not qualified or exempt from registration. The Indian Analyst(s) who compile this report is/are not located in Hong Kong & are not conducting Research Analysis in Hong Kong.

For U.S.

Motilal Oswal Financial Services Limited (MOFSL) is not a registered broker - dealer under the U.S. Securities Exchange Act of 1934, as amended (the "1934 act") and under applicable state laws in the United States. In addition MOFSL is not a registered investment adviser under the U.S. Investment Advisers Act of 1940, as amended (the "Advisers Act") and together with the 1934 Act, the "Acts", and under applicable state laws in the United States. Accordingly, in the absence of specific exemption under the Acts, any brokerage and investment services provided by MOFSL, including the products and services described herein are not available to or intended for U.S. persons. This report is intended for distribution only to "Major Institutional Investors" as defined by Rule 15a-6(b)(4) of the Exchange Act and interpretations thereof by SEC (henceforth referred to as "major institutional investors"). This document must not be acted on or relied on by persons who are not major institutional investors. Any investment or investment activity to which this document relates is only available to major institutional investors and will be engaged in only with major institutional investors. In reliance on the exemption from registration provided by Rule 15a-6 of the U.S. Securities Exchange Act of 1934, as amended (the "Exchange Act") and interpretations thereof by the U.S. Securities and Exchange Commission ("SEC") in order to conduct business with Institutional Investors based in the U.S., MOFSL has entered into a chaperoning agreement with a U.S. registered broker-dealer, Motilal Oswal Securities International Private Limited. ("MOSIPL"). Any business interaction pursuant to this report will have to be executed within the provisions of this chaperoning agreement.

The Research Analysts contributing to the report may not be registered /qualified as research analyst with FINRA. Such research analyst may not be associated persons of the U.S. registered broker-dealer, MOSIPL, and therefore, may not be subject to NASD rule 2711 and NYSE Rule 472 restrictions on communication with a subject company, public appearances and trading securities held by a research analyst account.

For Singapore

In Singapore, this report is being distributed by Motilal Oswal Capital Markets (Singapore) Pte. Ltd. ("MOCMSPL") (UEN 201129401Z), which is a holder of a capital markets services license and an exempt financial adviser in Singapore. This report is distributed solely to persons who (a) qualify as "institutional investors" as defined in section 4A(1)(c) of the Securities and Futures Act of Singapore ("SFA") or (b) are considered "accredited investors" as defined in section 2(1) of the Financial Advisers Regulations of Singapore read with section 4A(1)(a) of the SFA. Accordingly, if a recipient is neither an "institutional investor" nor an "accredited investor", they must immediately discontinue any use of this Report and inform MOCMSPL.

In respect of any matter arising from or in connection with the research you could contact the following representatives of MOCMSPL. In case of grievances for any of the services rendered by MOCMSPL write to grievances@motilaloswal.com.

Nainesh Rajani

Email: nainesh.rajani@motilaloswal.com

Contact: (+65) 8328 0276

Specific Disclosures

- 1 MOFSL, Research Analyst and/or his relatives does not have financial interest in the subject company, as they do not have equity holdings in the subject company.
- 2 MOFSL, Research Analyst and/or his relatives do not have actual/beneficial ownership of 1% or more securities in the subject company
- 3 MOFSL, Research Analyst and/or his relatives have not received compensation/other benefits from the subject company in the past 12 months
- 4 MOFSL, Research Analyst and/or his relatives do not have material conflict of interest in the subject company at the time of publication of research report
- 5 Research Analyst has not served as director/officer/employee in the subject company
- 6 MOFSL has not acted as a manager or co-manager of public offering of securities of the subject company in past 12 months
- 7 MOFSL has not received compensation for investment banking/ merchant banking/brokerage services from the subject company in the past 12 months
- 8 MOFSL has not received compensation for other than investment banking/merchant banking/brokerage services from the subject company in the past 12 months
- 9 MOFSL has not received any compensation or other benefits from third party in connection with the research report
- 10 MOFSL has not engaged in market making activity for the subject company

The associates of MOFSL may have:

- financial interest in the subject company
- actual/beneficial ownership of 1% or more securities in the subject company at the end of the month immediately preceding the date of publication of the Research Report or date of the public appearance.
- received compensation/other benefits from the subject company in the past 12 months
- any other potential conflict of interests with respect to any recommendation and other related information and opinions; however the same shall have no bearing whatsoever on the specific recommendations made by the analyst(s), as the recommendations made by the analyst(s) are completely independent of the views of the associates of MOFSL even though there might exist an inherent conflict of interest in some of the stocks mentioned in the research report.
- acted as a manager or co-manager of public offering of securities of the subject company in past 12 months

- be engaged in any other transaction involving such securities and earn brokerage or other compensation or act as a market maker in the financial instruments of the company(ies) discussed herein or act as an advisor or lender/borrower to such company(ies)
- received compensation from the subject company in the past 12 months for investment banking / merchant banking / brokerage services or from other than said services.
- Served subject company as its clients during twelve months preceding the date of distribution of the research report.
- The associates of MOFSL has not received any compensation or other benefits from third party in connection with the research report

Above disclosures include beneficial holdings lying in demat account of MOFSL which are opened for proprietary investments only. While calculating beneficial holdings, It does not consider demat accounts which are opened in name of MOFSL for other purposes (i.e holding client securities, collaterals, error trades etc.). MOFSL also earns DP income from clients which are not considered in above disclosures.

Analyst Certification

The views expressed in this research report accurately reflect the personal views of the analyst(s) about the subject securities or issues, and no part of the compensation of the research analyst(s) was, is, or will be directly or indirectly related to the specific recommendations and views expressed by research analyst(s) in this report.

Terms & Conditions:

This report has been prepared by MOFSL and is meant for sole use by the recipient and not for circulation. The report and information contained herein is strictly confidential and may not be altered in any way, transmitted to, copied or distributed, in part or in whole, to any other person or to the media or reproduced in any form, without prior written consent of MOFSL. The report is based on the facts, figures and information that are considered true, correct, reliable and accurate. The intent of this report is not recommendatory in nature. The information is obtained from publicly available media or other sources believed to be reliable. Such information has not been independently verified and no guaranty, representation of warranty, express or implied, is made as to its accuracy, completeness or correctness. All such information and opinions are subject to change without notice. The report is prepared solely for informational purpose and does not constitute an offer document or solicitation of offer to buy or sell or subscribe for securities or other financial instruments for the clients. Though disseminated to all the customers simultaneously, not all customers may receive this report at the same time. MOFSL will not treat recipients as customers by virtue of their receiving this report.

Disclaimer:

The report and information contained herein is strictly confidential and meant solely for the selected recipient and may not be altered in any way, transmitted to, copied or distributed, in part or in whole, to any other person or to the media or reproduced in any form, without prior written consent. This report and information herein is solely for informational purpose and may not be used or considered as an offer document or solicitation of offer to buy or sell or subscribe for securities or other financial instruments. Nothing in this report constitutes investment, legal, accounting and tax advice or a representation that any investment or strategy is suitable or appropriate to your specific circumstances. The securities discussed and opinions expressed in this report may not be suitable for all investors, who must make their own investment decisions, based on their own investment objectives, financial positions and needs of specific recipient. This may not be taken in substitution for the exercise of independent judgment by any recipient. Each recipient of this document should make such investigations as it deems necessary to arrive at an independent evaluation of an investment in the securities of companies referred to in this document (including the merits and risks involved), and should consult its own advisors to determine the merits and risks of such an investment. The investment discussed or views expressed may not be suitable for all investors. Certain transactions -including those involving futures, options, another derivative products as well as non-investment grade securities - involve substantial risk and are not suitable for all investors. No representation or warranty, express or implied, is made as to the accuracy, completeness or fairness of the information and opinions contained in this document. The Disclosures of Interest Statement incorporated in this document is provided solely to enhance the transparency and should not be treated as endorsement of the views expressed in the report. This information is subject to change without any prior notice. The Company reserves the right to make modifications and alternations to this statement as may be required from time to time without any prior approval. MOFSL, its associates, their directors and the employees may from time to time, effect or have effected an own account transaction in, or deal as principal or agent in or for the securities mentioned in this document. They may perform or seek to perform investment banking or other services for, or solicit investment banking or other business from, any company referred to in this report. Each of these entities functions as a separate, distinct and independent of each other. The recipient should take this into account before interpreting the document. This report has been prepared on the basis of information that is already available in publicly accessible media or developed through analysis of MOFSL. The views expressed are those of the analyst, and the Company may or may not subscribe to all the views expressed therein. This document is being supplied to you solely for your information and may not be reproduced, redistributed or passed on, directly or indirectly, to any other person or published, copied, in whole or in part, for any purpose. This report is not directed or intended for distribution to, or use by, any person or entity who is a citizen or resident of or located in any locality, state, country or other jurisdiction, where such distribution, publication, availability or use would be contrary to law, regulation or which would subject MOFSL to any registration or licensing requirement within such jurisdiction. The securities described herein may or may not be eligible for sale in all jurisdictions or to certain category of investors. Persons in whose possession this document may come are required to inform themselves of and to observe such restriction. Neither the Firm, not its directors, employees, agents or representatives shall be liable for any damages whether direct or indirect, incidental, special or consequential including lost revenue or lost profits that may arise from or in connection with the use of the information. The person accessing this information specifically agrees to exempt MOFSL or any of its affiliates or employees from, any and all responsibility/liability arising from such misuse and agrees not to hold MOFSL or any of its affiliates or employees responsible for any such misuse and further agrees to hold MOFSL or any of its affiliates or employees free and harmless from all losses, costs, damages, expenses that may be suffered by the person accessing this information due to any errors and delays.

This report is meant for the clients of Motilal Oswal only.

Investment in securities market are subject to market risks. Read all the related documents carefully before investing.

Registration granted by SEBI and certification from NISM in no way guarantee performance of the intermediary or provide any assurance of returns to investors.

Registered Office Address: Motilal Oswal Tower, Rahimtullah Sayani Road, Opposite Parel ST Depot, Prabhadevi, Mumbai-400025; Tel No.: 022 - 71934200 / 71934263; www.motilaloswal.com.

Correspondence Address: Palm Spring Centre, 2nd Floor, Palm Court Complex, New Link Road, Malad (West), Mumbai- 400 064. Tel No: 022 71881000. Details of Compliance Officer: Neeraj Agarwal,

Email Id: na@motilaloswal.com, Contact No.:022-40548085.

Grievance Redressal Cell:

Contact Person	Contact No.	Email ID
Ms. Hemangi Date	022 40548000 / 022 67490600	query@motilaloswal.com
Ms. Kumud Upadhyay	022 40548082	servicehead@motilaloswal.com
Mr. Ajay Menon	022 40548083	am@motilaloswal.com

Registration details of group entities.: Motilal Oswal Financial Services Ltd. (MOFSL): INZ000158836 (BSE/NSE/MCX/NCDEX); CDSL and NSDL: IN-DP-16-2015; Research Analyst: INH000000412 . AMFI: ARN : 146822. IRDA Corporate Agent – CA0579. Motilal Oswal Financial Services Ltd. is a distributor of Mutual Funds, PMS, Fixed Deposit, Insurance, Bond, NCDs and IPO products.

Customer having any query/feedback/ clarification may write to query@motilaloswal.com. In case of grievances for any of the services rendered by Motilal Oswal Financial Services Limited (MOFSL) write to grievances@motilaloswal.com, for DP to dpgrievances@motilaloswal.com.