

Estimate change



TP change



Rating change



CMP: INR644

TP: INR 740(+15%)

BUY

Upside risk on volumes key to sustaining valuations

Bloomberg	OINL IN
Equity Shares (m)	1084
M.Cap.(INRb)/(USD\$b)	1047.5 / 12.5
52-Week Range (INR)	656 / 174
1, 6, 12 Rel. Per (%)	27/75/225
12M Avg Val (INR M)	2765

Financials & Valuations (INR b)

Y/E march	FY24	FY25E	FY26E
Sales	221.3	236.3	251.0
EBITDA	92.6	111.1	126.1
Adj. PAT	79.1	79.2	90.0
Adj. EPS (INR)	48.7	48.7	55.3
EPS Gr. (%)	16.2	42.6	13.6
BV/Sh.(INR)	271.3	305.0	343.2

Ratios

Net D:E	0.2	0.1	0.1
RoE (%)	14.1	16.9	17.1
RoCE (%)	11.6	11.1	11.6
Payout (%)	30.8	30.8	30.8

Valuations

P/E (x)	13.3	13.3	11.7
P/BV (x)	2.4	2.1	1.9
EV/EBITDA (x)	12.2	10.0	8.7
Div. Yield (%)	1.6	2.3	2.6
FCF Yield (%)	3.6	4.8	5.6

Shareholding pattern (%)

As On	Jun-24	Mar-24	Jun-23
Promoter	56.7	56.7	56.7
DII	27.8	27.5	26.2
FII	9.3	9.5	11.0
Others	6.2	6.3	6.1

FII Includes depository receipts

- Oil India (OINL)'s 1QFY25 EBITDA came in line at INR24.7b (up 6% YoY), due to 12%/24% YoY growth in oil/gas sales and a healthy net oil realization of USD74.3/bbl. OINL's oil/gas production stood at 0.87mmt/0.82bcm, up 6%/9.8% YoY, respectively. However, reported PAT was 20% below our estimate at INR14.7b, due to lower-than-expected other income.
- In the 1Q Earnings Call, Oil India (OINL) management reiterated its target of increasing production from 6.5mmtoe in FY24 to 9mmtoe by FY26. Oil production is expected to ramp up from 3.4mmt in FY24 to 3.8mmt and more than 4mmt in FY25/FY26, while gas production is likely to be 5bcm by FY26. In contrast, we build in oil and gas production of 3.7mmt and 4.2bcm in FY26, respectively. FY25 capex guidance was INR69b. Numaligarh refinery has achieved 65% physical completion and is slated to start in Dec'25. Construction of the INR72b PP project (360 KTA capacity) at NRL will begin in 2QFY25.
- Other key takeaways of the earnings call were:
 - OINL plans to drill 78 wells in FY25 and 100 wells in FY26/FY27;
 - Utilization of the expanded capacity at NRL will be ~60%/~100% in 4QFY26/FY27; and
 - As of 30 Jun'24, OINL's SA debt amounted to INR113b, while NRL's debt stood at INR95b.
- After a strong run-up, OINL now trades at 11.7x FY26E standalone P/E and 1.9x P/B. Our oil and gas production assumptions continue to trail management guidance. Should the company achieve production guidance, there will be an upside risk to our/street estimates. We believe that building an exploration and development pipeline is instrumental in sustaining volume growth in the medium to long term, especially beyond FY26. We raise our TP to INR740/share as we build in oil and gas production of 3.7mmt and 4.2bcm in FY26, respectively. We value the standalone business at 10x FY26E P/E, NRL stake at 2.5x FY24 P/B, and include the value of equity invested to date in NRL capacity expansion. **Reiterate BUY.**

EBITDA in line; strong operational performance continues

- Oil India's 1QFY25 EBITDA was in line with our estimates, though PAT was 20% below our expectations, mainly due to lower other income. 1QFY25 witnessed oil and gas sales rising 12% and 24% YoY, respectively. Oil and gas production in 1QFY25 rose 6% and 10% YoY, respectively, which too we believe was a robust performance.
- Revenue was in line with our estimate at INR58.4b (+26% YoY).
 - Oil sales came in at 0.83mmt (our estimate of 0.86mmt, +12% YoY). Gas sales stood at 0.68bcm (our estimate of 0.67bcm, +24% YoY).
 - Oil realization, net of windfall tax, was USD74.3/bbl (our estimate of USD73/bbl).
- EBITDA came in-line with our estimate at INR24.7b (+6% YoY).

Abhishek Nigam – Research Analyst (Abhishek.Nigam@MotilalOswal.com)

Research Analyst - Rishabh Daga (Rishabh.Daga@MotilalOswal.com) | Preksha Daga (Preksha.Daga@MotilalOswal.com)

Investors are advised to refer through important disclosures made at the last page of the Research Report.

Motilal Oswal research is available on www.motilaloswal.com/Institutional-Equities, Bloomberg, Thomson Reuters, Factset and S&P Capital.

- However, reported PAT was 20% below our estimate at INR14.7b (est. INR18.2b, -9% YoY), due to lower-than-expected other income.
- Numaligarh refinery performance:
 - PBT stood at INR6b (vs. loss before tax of INR1b during 1QFY24), driven by high crude throughput (764tmt) and distillate yield (87.2%) QoQ.
 - GRM stood at ~USD6.4/bbl in 1QFY25 (vs. negative GRM of USD15.6/bbl in 1QFY24).

Valuation and view

- Production growth guidance remained robust, with drilling activity and development wells in old areas contributing to this growth. OINL is also applying new technologies to grow production. Capacity expansion for NRL (from 3mmt to 9mmt) would also be completed by Dec'25, which would drive further growth.
- OINL remains a strong conviction at 1.9x FY26E P/B (standalone) valuation. It is a unique play to benefit from the strong multi-year uptrend in both upstream and refining. The stock currently trades at a P/E multiple of 11.6x FY26E EPS and 8.6x FY26E EV/EBITDA. We value the stock at 10x FY26E standalone adj. EPS and add investments to arrive at our TP of INR740. **Reiterate BUY.**

Quarterly Performance

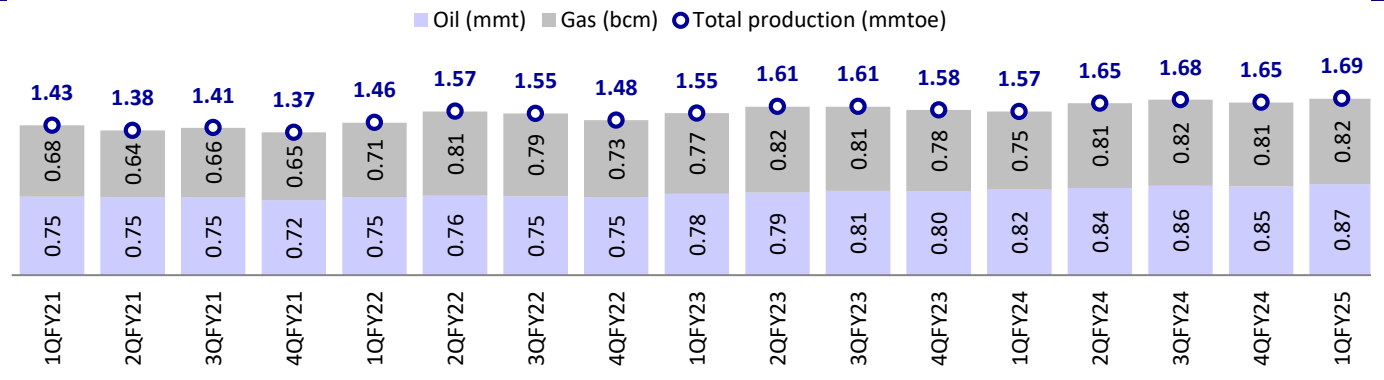
Y/E March	FY24				FY24				FY24	FY25E	FY25 1QE	Var. (%)
	1Q	2Q	3Q	4Q	1Q	2QE	3QE	4QE				
Net Sales	46.4	59.1	58.2	57.6	58.4	60.4	59.0	58.5	221.3	236.3	59.8	-2%
Change (%)	-22.1	2.4	-1.1	2.0	25.7	2.1	1.4	1.7	-4.9	6.8	28.9	
EBITDA	23.3	24.9	21.1	23.4	24.7	27.8	29.4	29.3	92.6	111.1	24.5	0%
% of Net Sales	50.1	42.1	36.2	40.6	42.2	46.0	49.8	50.1	41.8	47.0	41.0	
Change (%)	-11.5	34.6	-26.2	-0.5	5.9	11.6	39.4	25.4	-4.4	20.0	5.4	
D,D&A	4.0	4.2	5.0	4.6	4.6	4.9	5.7	5.2	17.8	20.4	4.6	
Interest	1.7	2.2	1.8	1.9	2.0	2.5	2.1	2.1	7.6	8.6	1.9	
OI (incl. Oper. other inc)	3.3	7.1	5.1	8.3	1.6	5.9	5.9	10.2	23.8	23.7	6.2	
PBT before exceptional	21.0	25.5	19.3	25.2	19.7	26.3	27.5	32.3	91.1	105.8	24.4	-19%
PBT after exceptional	21.0	1.9	19.3	25.2	19.7	26.3	27.5	32.3	67.5	105.8	24.4	-19%
Tax	4.9	-1.4	3.5	5.0	5.1	6.6	6.9	8.0	11.9	26.6	6.1	
Rate (%)	23.2	-5.4	18.0	19.6	25.7	25.2	25.2	24.8	13.1	25.2	25.2	
PAT	16.1	3.3	15.8	20.3	14.7	19.7	20.6	24.2	55.5	79.2	18.2	-20%
Change (%)	3.7	-81.1	-9.3	13.5	-9.1	505.0	29.9	19.5	-18.5	42.6	13.0	
Adj. PAT	16.1	19.1	15.8	20.3	14.7	19.7	20.6	24.2	71.4	79.2	18.2	-20%
Key Assumptions												
Oil sales (mmt)	0.75	0.85	0.85	0.84	0.83	0.87	0.89	0.91	3.29	3.51	0.86	-3%
Gas sales (bcm)	0.54	0.65	0.68	0.65	0.68	0.76	0.77	0.78	2.52	2.98	0.67	1%
Net Oil Realization (USD/bbl)	74.3	75.5	74.3	78.8	74.3	80.0	75.0	75.0	75.7	76.1	73.0	2%

Major assumptions for OINL

Particulars	FY19	FY20	FY21	FY22	FY23	FY24	FY25E	FY26E
Exchange Rate (INR/USD)	64.5	64.5	74.3	74.5	80.4	80.4	84.0	85.0
APM Gas Price (USD/mmbtu)	3.5	3.8	2.2	2.6	7.3	6.5	6.7	7.0
Brent Crude Price (USD/bbl)	70.1	61.2	44.4	80.5	96.1	83.0	78.7	75.0
Production Details								
Oil (mmt)	3.32	3.13	2.96	3.01	3.18	3.36	3.53	3.70
Gas (bcm)	2.72	2.77	2.48	2.89	3.18	3.18	3.66	4.21
Total (mmtoe)	6.05	5.90	5.44	5.90	6.36	6.54	7.19	7.91
Subsidy Sharing (INRb)	-	-	-	-	-	-	-	-
Oil Price Realization (USD/bbl)								
Net	68.5	60.8	44.3	78.8	85.2	75.7	73.0	73.0
Change (%)	23%	-11%	-27%	78%	8%	-11%	-4%	0%
EPS (INR/sh.)	22.2	15.9	13.5	23.9	41.9	48.7	48.7	55.3

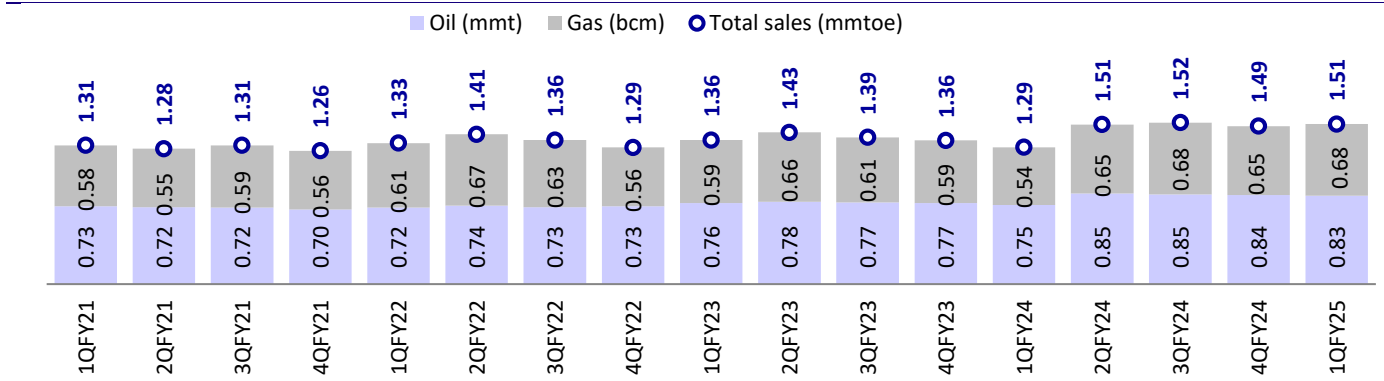
1QFY25 in charts

Exhibit 1: Total production increased 8% YoY to 1.69mmtoe



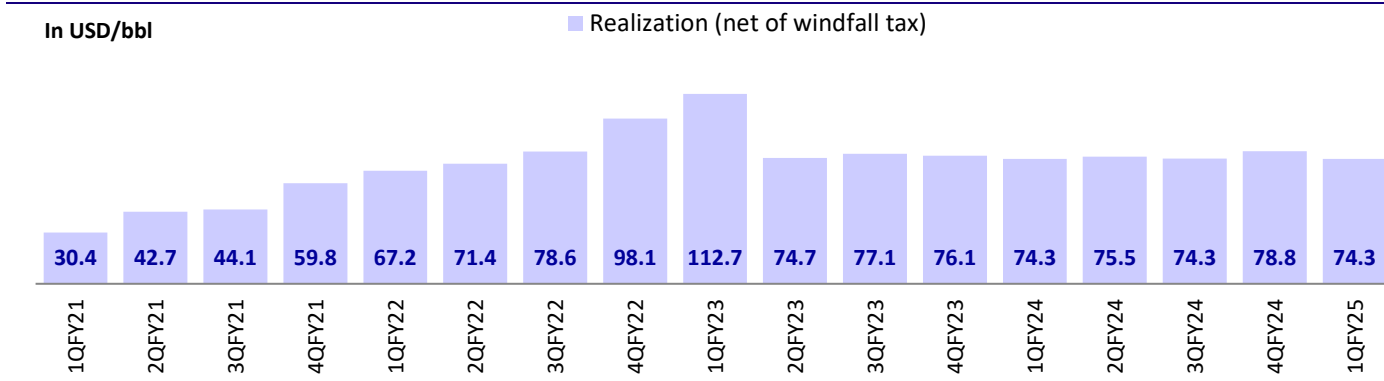
Source: Company, MOFSL

Exhibit 2: Sales up 17% YoY to 1.51mmtoe



Source: Company, MOFSL

Exhibit 3: 1QFY25 realization at USD74.3/bbl

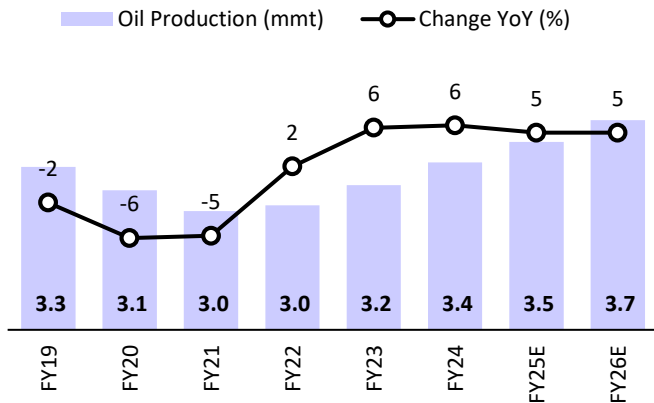


*Post 1QFY23, realization is net of windfall tax

Source: Company, MOFSL

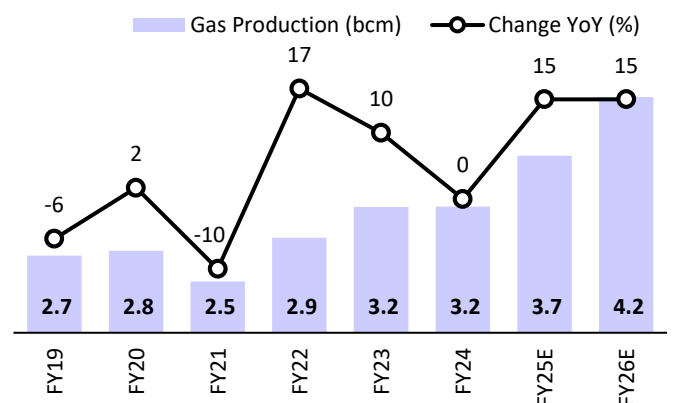
Story in charts

Exhibit 4: Oil production snapshot



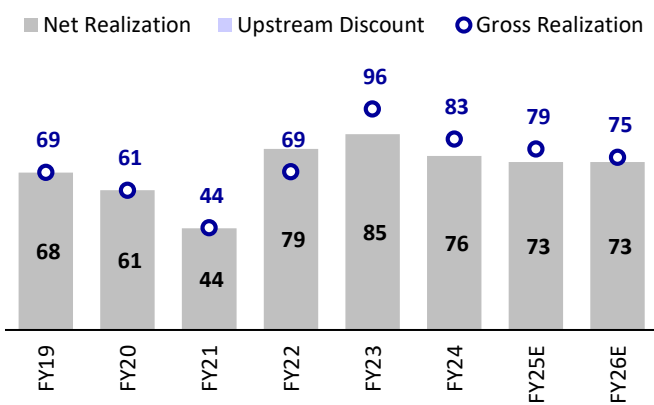
Source: Company, MOFSL

Exhibit 5: Gas production snapshot



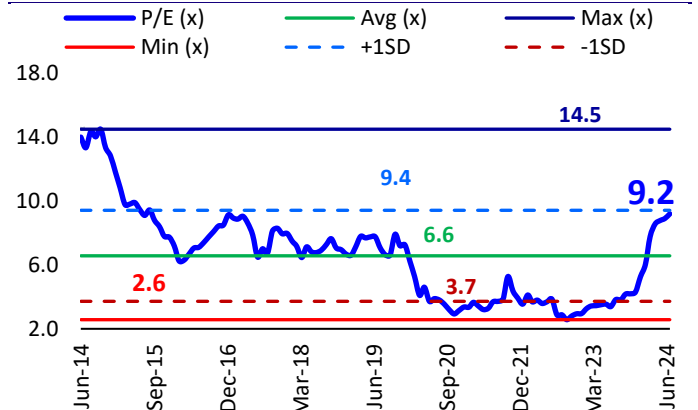
Source: Company, MOFSL

Exhibit 6: Realization trend in OINL (USD/bbl)



Source: Company, MOFSL

Exhibit 7: 1-year forward P/E for OINL



Source: Company, MOFSL



Highlights from the management commentary

Performance

- Financial
- Revenue increased 26% YoY, driven by higher realization and increased production.
- Contraction in EBITDAM, down 16% YoY, was primarily led by an increase in SAED from USD2.6/bbl to USD10.3/bbl, and INR2b provision created towards GST on royalty.
- In 1QFY25, NRL achieved PAT of INR4.3b, and GRM of USD6.4/bbl. Operational

Operational

- For 1QFY25, crude oil/gas production stood at 0.87mmt/0.82bcm. Crude oil/gas production rose 6%/9.8% YoY.
- OINL has a fleet of 20 drilling rigs and operates between 150-200 wells (majority producing oil and gas both).

NRL capacity expansion

- The cost of the project is INR280b, out of which INR190b has already been incurred
- The project is 65% complete physically
- The ongoing capacity expansion from 3mmtpa to 9mmtpa will be completed by Dec'25.
- Capacity utilization shall be ~60%/~100% in 4QFY26/FY27.
- Entire equity contribution shall be INR85b (69.6% of that will be OINL's share).
- No excise benefits shall be available on exports.

Completion of IGGL?

- Connection: Assam-Guwahati
- Commissioning: Dec'24 (delay: Aug'24 earlier)

Volume ramp-up from IGGL?

- Increase in gas consumption at NRL (post-expansion, demand shall be ~2mmscmd). Gas demand from Assam is also coming up (GCPL, etc.).
- OINL is also into CGD at Guwahati metro area, hence customers there also.
- GA's in Nagaland and AP also to off-take gas.
- Volume off-take: The company can go from 3bcm to 3.5bcm in the Guwahati area.

Sales tax on royalty?

- The company has been paying royalty under protest and they have already booked the entire amount of ~INR33b. Hence, the final decision shall not have any financial impact.
- These are accounted under 'Other Expenses'

Well development success:

- Exploratory wells success ratio ranges from ~50%-60% (target being 80%-90%). Whereas, development wells success ratio is ~100% for OINL.

Expenses related to upstream and views on inflation:

- OINL expects normal increase over current prices.
- However, inclusion of crude and gas under GST regime shall be favorable.

Other KTA's

- As of 30 Jun'24, OINL's SA debt amounted to INR113b, while NRL's debt stood at INR95b.
- North Assam to South Assam gas pipeline capacity will be ~3bcm.
- Gas realization: USD0.25/mmbtu increase (to USD6.75/mmbtu) from Apr'25.

Financials and valuations

Income Statement								(INR b)
Y/E March	FY19	FY20	FY21	FY22	FY23	FY24	FY25E	FY26E
Net Sales	137.3	121.3	86.2	145.3	232.7	221.3	236.3	251.0
Change (%)	28.9	-11.7	-28.9	68.6	60.1	-4.9	6.8	6.2
EBITDA	54.8	43.7	12.7	53.7	96.8	92.6	111.1	126.1
% of Net Sales	39.9	36.0	14.7	37.0	41.6	41.8	47.0	50.2
D,D&A	15.0	32.7	15.4	15.0	15.9	17.8	20.4	22.4
Interest	4.8	5.0	5.0	7.8	7.2	7.6	8.6	8.7
Other Income	14.4	15.2	19.4	19.0	14.9	23.8	23.7	25.3
Exceptional items	10.3	0.0	4.5	0.0	0.0	23.6	0.0	0.0
PBT	39.2	21.2	7.2	49.9	88.6	67.5	105.8	120.2
Tax	13.3	-4.6	-10.2	11.0	20.5	11.9	26.6	30.3
Rate (%)	33.9	-21.9	-140.9	22.0	23.1	17.7	25.2	25.2
PAT	25.9	25.8	17.4	38.9	68.1	55.5	79.2	90.0
Adj. PAT	36.2	25.8	21.9	38.9	68.1	71.4	79.2	90.0
Change (%)	35.6	-28.6	-15.2	77.5	75.2	-18.5	42.6	13.6

Balance Sheet								(INR b)
Y/E March	FY19	FY20	FY21	FY22	FY23	FY24	FY25E	FY26E
Share Cap. (incl sh. suspense)	16.3	16.3	16.3	16.3	16.3	16.3	16.3	16.3
Reserves	261.2	227.6	245.8	282.6	327.4	425.0	479.8	542.1
Net Worth	277.5	243.9	262.1	298.9	343.7	441.2	496.0	558.3
Total Loans	72.7	88.9	157.2	116.4	111.6	113.4	113.4	113.4
Deferred Tax	34.1	24.9	25.3	26.2	28.1	27.9	27.9	27.9
Capital Employed	384.2	357.6	444.6	441.4	483.4	582.5	637.3	699.6
Gross Fixed Assets	149.0	189.0	209.8	235.8	263.5	298.1	353.1	413.6
Less: Depreciation	48.5	81.2	96.6	111.5	127.5	145.2	165.6	188.0
Net Fixed Assets	100.6	107.8	113.2	124.3	136.0	152.9	187.6	225.6
Capital WIP	12.7	20.3	23.9	20.6	23.4	23.9	23.2	22.5
Producing/pre-producing	20.7	20.4	14.4	10.8	11.2	13.8	14.5	15.2
Investments	220.0	183.9	264.1	279.9	283.2	361.9	361.9	361.9
Curr. Assets, L & Adv.								
Inventory	12.2	12.8	12.6	11.0	13.9	15.5	16.6	17.6
Debtors	13.1	10.7	11.7	14.0	22.2	25.8	27.6	29.3
Cash & Bank Balance	61.4	35.8	10.7	6.6	13.5	30.7	48.6	70.6
Cash	36.6	5.1	10.6	4.0	2.5	2.4	20.3	42.4
Bank Balance	24.7	30.7	0.1	2.6	11.0	28.3	28.3	28.3
Loans & Adv. and Other CA	34.0	36.8	55.7	30.9	38.1	26.5	28.3	30.0
% of sales	24.7	30.3	64.6	21.2	16.4	16.4	16.4	16.4
Current Liab. & Prov.								
Liabilities	66.4	49.9	46.2	42.3	40.6	34.7	37.1	39.4
Provisions	24.0	20.8	15.5	14.4	17.7	33.8	33.8	33.8
Net Current Assets	30.3	25.3	29.0	5.8	29.5	30.0	50.2	74.4
Application of Funds	384.2	357.6	444.6	441.4	483.4	582.5	637.3	699.6

Financials and valuations

Ratios

Y/E March	FY19	FY20	FY21	FY22	FY23	FY24	FY25E	FY26E
Basic (INR)								
EPS (Adj)	22.2	15.9	13.5	23.9	41.9	43.9	48.7	55.3
Cash EPS	25.1	36.0	20.2	33.1	51.7	45.0	61.2	69.1
Book Value	170.6	149.9	161.1	183.8	211.3	271.3	305.0	343.2
DPS	6.8	7.1	3.3	9.5	16.7	10.5	15.0	17.0
Payout (incl. Div. Tax.)	51.7	53.5	37.5	47.8	39.8	30.8	30.8	30.8
Valuation (x)								
P/E	29.0	40.6	47.9	27.0	15.4	14.7	13.3	11.7
Cash P/E	25.7	17.9	32.0	19.5	12.5	14.3	10.5	9.3
EV / EBITDA	19.4	25.2	94.5	21.6	11.9	12.2	10.0	8.7
EV/Sales	7.7	9.1	13.9	8.0	4.9	5.1	4.7	4.4
EV / BOE (1P Reserves) USD	0.0	0.0	0.0	0.0	0.0	0.0	0.0	0.0
Price / Book Value	3.8	4.3	4.0	3.5	3.1	2.4	2.1	1.9
Dividend Yield (%)	1.1	1.1	0.5	1.5	2.6	1.6	2.3	2.6
Profitability Ratios (%)								
RoE	9.3	9.9	6.9	13.9	21.2	14.1	16.9	17.1
RoCE	6.8	3.6	-1.6	6.8	13.5	11.6	11.1	11.6
RoIC	25.3	12.9	-5.0	21.5	41.8	37.4	36.7	34.6
Turnover Ratios								
Inventory (No. of Days)	32	38	53	28	22	22	22	22
Debtors (No. of Days)	35	32	50	35	35	35	35	35
Fixed Asset Turnover (x)	1	1	0	1	1	1	1	1
Creditor (No. of Days)	177	150	196	106	64	64	64	64
Leverage Ratio								
Net Debt / Equity (x)	0.0	0.2	0.6	0.4	0.3	0.2	0.1	0.1

Cash Flow Statement

Y/E March	FY19	FY20	FY21	FY22	FY23	FY24	FY25E	FY26E
(INR b)								
OP/(Loss) before Tax	39.2	21.2	7.2	49.9	88.6	67.5	105.8	120.2
Interest expense	4.4	4.4	4.4	5.7	6.7	6.8	8.6	8.7
Depreciation	15.0	14.9	15.4	15.0	15.9	17.8	20.4	22.4
Interest /Other Income	-13.0	-13.8	-18.2	-17.7	-13.6	-22.0	0.0	0.0
Direct Taxes Paid	-9.6	-3.8	-8.9	0.2	-21.3	-19.1	-26.6	-30.3
(Inc)/Dec in Wkg. Capital	3.9	3.0	7.5	-8.3	-16.1	-14.5	-2.2	-2.2
Other op activities	10.9	27.1	10.6	15.3	16.4	40.9	0.0	0.0
CF from Op. Activity	50.7	53.0	17.9	60.1	76.6	77.2	105.9	118.9
(Inc)/Dec in FA & CWIP	-24.9	-27.8	-25.4	-27.7	-34.1	-39.2	-55.0	-60.5
Free Cash Flow	25.7	25.3	-7.5	32.4	42.5	38.0	50.9	58.4
(Pur)/Sale of Investments	5.2	-14.7	-96.1	5.9	-17.7	-32.2	0.0	0.0
Loans and Advances	3.8	7.1	3.2	2.3	2.3	3.3	0.0	0.0
Other In activities	8.5	6.3	46.0	15.1	13.5	18.6	0.0	0.0
CF from Inv. Activity	-7.4	-29.0	-72.2	-4.5	-35.9	-49.5	-55.0	-60.5
Interest paid	-3.9	-4.8	-4.3	-5.5	-6.6	-6.6	-8.6	-8.7
Inc / (Dec) in Debt	21.3	-35.0	70.7	-43.9	-13.5	0.0	0.0	0.0
Others	-12.1	-1.7	-1.1	-1.1	-1.0	-2.2	0.0	0.0
Dividends Paid	-13.0	-14.0	-5.5	-11.7	-21.1	-19.0	-24.4	-27.7
CF from Fin. Activity	-7.8	-55.5	59.8	-62.2	-42.2	-27.8	-33.0	-36.4
Inc / (Dec) in Cash	35.5	-31.5	5.5	-6.6	-1.5	-0.1	17.9	22.0
Add: Opening Balance	1.1	36.6	5.1	10.6	4.0	2.5	2.4	20.3
Closing Balance	36.6	5.1	10.6	4.0	2.5	2.4	20.3	42.4

Investment in securities market are subject to market risks. Read all the related documents carefully before investing

NOTES

Explanation of Investment Rating	
Investment Rating	Expected return (over 12-month)
BUY	>=15%
SELL	< - 10%
NEUTRAL	< - 10 % to 15%
UNDER REVIEW	Rating may undergo a change
NOT RATED	We have forward looking estimates for the stock but we refrain from assigning recommendation

*In case the recommendation given by the Research Analyst is inconsistent with the investment rating legend for a continuous period of 30 days, the Research Analyst shall be within following 30 days take appropriate measures to make the recommendation consistent with the investment rating legend.

Disclosures

The following Disclosures are being made in compliance with the SEBI Research Analyst Regulations 2014 (herein after referred to as the Regulations).

Motilal Oswal Financial Services Ltd. (MOFSL) is a SEBI Registered Research Analyst having registration no. INH000000412. MOFSL, the Research Entity (RE) as defined in the Regulations, is engaged in the business of providing Stock broking services, Depository participant services & distribution of various financial products. MOFSL is a listed public company, the details in respect of which are available on www.motilaloswal.com. MOFSL (erstwhile Motilal Oswal Securities Limited - MOSL) is registered with the Securities & Exchange Board of India (SEBI) and is a registered Trading Member with National Stock Exchange of India Ltd. (NSE) and Bombay Stock Exchange Limited (BSE), Multi Commodity Exchange of India Limited (MCX) and National Commodity & Derivatives Exchange Limited (NCDEX) for its stock broking activities & is Depository participant with Central Depository Services Limited (CDSL) National Securities Depository Limited (NSDL), NERL, COMRIS and CCRL and is member of Association of Mutual Funds of India (AMFI) for distribution of financial products and Insurance Regulatory & Development Authority of India (IRDA) as Corporate Agent for insurance products. Details of associate entities of Motilal Oswal Financial Services Limited are available on the website at <http://onlinereports.motilaloswal.com/Dormant/documents/List%20of%20Associate%20companies.pdf>

MOFSL and its associate company(ies), their directors and Research Analyst and their relatives may; (a) from time to time, have a long or short position in, act as principal in, and buy or sell the securities or derivatives thereof of companies mentioned herein. (b) be engaged in any other transaction involving such securities and earn brokerage or other compensation or act as a market maker in the financial instruments of the company(ies) discussed herein or act as an advisor or lender/borrower to such company(ies) or may have any other potential conflict of interests with respect to any recommendation and other related information and opinions.; however the same shall have no bearing whatsoever on the specific recommendations made by the analyst(s), as the recommendations made by the analyst(s) are completely independent of the views of the associates of MOFSL even though there might exist an inherent conflict of interest in some of the stocks mentioned in the research report.

MOFSL and / or its affiliates do and seek to do business including investment banking with companies covered in its research reports. As a result, the recipients of this report should be aware that MOFSL may have a potential conflict of interest that may affect the objectivity of this report. Compensation of Research Analysts is not based on any specific merchant banking, investment banking or brokerage service transactions. Details of pending Enquiry Proceedings of Motilal Oswal Financial Services Limited are available on the website at <https://galaxy.motilaloswal.com/ResearchAnalyst/PublishViewLitigation.aspx>

A graph of daily closing prices of securities is available at www.nseindia.com, www.bseindia.com. Research Analyst views on Subject Company may vary based on Fundamental research and Technical Research. Proprietary trading desk of MOFSL or its associates maintains arm's length distance with Research Team as all the activities are segregated from MOFSL research activity and therefore it can have an independent view with regards to Subject Company for which Research Team have expressed their views.

Regional Disclosures (outside India)

This report is not directed or intended for distribution to or use by any person or entity resident in a state, country or any jurisdiction, where such distribution, publication, availability or use would be contrary to law, regulation or which would subject MOFSL & its group companies to registration or licensing requirements within such jurisdictions.

For Hong Kong:

This report is distributed in Hong Kong by Motilal Oswal capital Markets (Hong Kong) Private Limited, a licensed corporation (CE AYY-301) licensed and regulated by the Hong Kong Securities and Futures Commission (SFC) pursuant to the Securities and Futures Ordinance (Chapter 571 of the Laws of Hong Kong) "SFO". As per SEBI (Research Analyst Regulations) 2014 Motilal Oswal Securities (SEBI Reg. No. INH000000412) has an agreement with Motilal Oswal capital Markets (Hong Kong) Private Limited for distribution of research report in Hong Kong. This report is intended for distribution only to "Professional Investors" as defined in Part I of Schedule 1 to SFO. Any investment or investment activity to which this document relates is only available to professional investor and will be engaged only with professional investors." Nothing here is an offer or solicitation of these securities, products and services in any jurisdiction where their offer or sale is not qualified or exempt from registration. The Indian Analyst(s) who compile this report is/are not located in Hong Kong & are not conducting Research Analysis in Hong Kong.

For U.S.

Motilal Oswal Financial Services Limited (MOFSL) is not a registered broker - dealer under the U.S. Securities Exchange Act of 1934, as amended (the "1934 act") and under applicable state laws in the United States. In addition MOFSL is not a registered investment adviser under the U.S. Investment Advisers Act of 1940, as amended (the "Advisers Act" and together with the 1934 Act, the "Acts"), and under applicable state laws in the United States. Accordingly, in the absence of specific exemption under the Acts, any brokerage and investment services provided by MOFSL, including the products and services described herein are not available to or intended for U.S. persons. This report is intended for distribution only to "Major Institutional Investors" as defined by Rule 15a-6(b)(4) of the Exchange Act and interpretations thereof by SEC (henceforth referred to as "major institutional investors"). This document must not be acted on or relied on by persons who are not major institutional investors. Any investment or investment activity to which this document relates is only available to major institutional investors and will be engaged in only with major institutional investors. In reliance on the exemption from registration provided by Rule 15a-6 of the U.S. Securities Exchange Act of 1934, as amended (the "Exchange Act") and interpretations thereof by the U.S. Securities and Exchange Commission ("SEC") in order to conduct business with Institutional Investors based in the U.S., MOFSL has entered into a chaperoning agreement with a U.S. registered broker-dealer, Motilal Oswal Securities International Private Limited. ("MOSIPL"). Any business interaction pursuant to this report will have to be executed within the provisions of this chaperoning agreement.

The Research Analysts contributing to the report may not be registered /qualified as research analyst with FINRA. Such research analyst may not be associated persons of the U.S. registered broker-dealer, MOSIPL, and therefore, may not be subject to NASD rule 2711 and NYSE Rule 472 restrictions on communication with a subject company, public appearances and trading securities held by a research analyst account.

For Singapore

In Singapore, this report is being distributed by Motilal Oswal Capital Markets (Singapore) Pte. Ltd. ("MOCMSPL") (UEN 201129401Z), which is a holder of a capital markets services license and an exempt financial adviser in Singapore. This report is distributed solely to persons who (a) qualify as "institutional investors" as defined in section 4A(1)(c) of the Securities and Futures Act of Singapore ("SFA") or (b) are considered "accredited investors" as defined in section 2(1) of the Financial Advisers Regulations of Singapore read with section 4A(1)(a) of the SFA. Accordingly, if a recipient is neither an "institutional investor" nor an "accredited investor", they must immediately discontinue any use of this Report and inform MOCMSPL.

In respect of any matter arising from or in connection with the research you could contact the following representatives of MOCMSPL. In case of grievances for any of the services rendered by MOCMSPL write to grievances@motilaloswal.com.

Nainesh Rajani

Email: nainesh.rajani@motilaloswal.com

Contact: (+65) 8328 0276

Specific Disclosures

- 1 MOFSL, Research Analyst and/or his relatives does not have financial interest in the subject company, as they do not have equity holdings in the subject company.
- 2 MOFSL, Research Analyst and/or his relatives do not have actual/beneficial ownership of 1% or more securities in the subject company
- 3 MOFSL, Research Analyst and/or his relatives have not received compensation/other benefits from the subject company in the past 12 months
- 4 MOFSL, Research Analyst and/or his relatives do not have material conflict of interest in the subject company at the time of publication of research report
- 5 Research Analyst has not served as director/officer/employee in the subject company
- 6 MOFSL has not acted as a manager or co-manager of public offering of securities of the subject company in past 12 months
- 7 MOFSL has not received compensation for investment banking/ merchant banking/brokerage services from the subject company in the past 12 months
- 8 MOFSL has not received compensation for other than investment banking/merchant banking/brokerage services from the subject company in the past 12 months
- 9 MOFSL has not received any compensation or other benefits from third party in connection with the research report
- 10 MOFSL has not engaged in market making activity for the subject company

The associates of MOFSL may have:

- financial interest in the subject company
- actual/beneficial ownership of 1% or more securities in the subject company at the end of the month immediately preceding the date of publication of the Research Report or date of the public appearance.
- received compensation/other benefits from the subject company in the past 12 months
- any other potential conflict of interests with respect to any recommendation and other related information and opinions.; however the same shall have no bearing whatsoever on the specific recommendations made by the analyst(s), as the recommendations made by the analyst(s) are completely independent of the views of the associates of MOFSL even though there might exist an inherent conflict of interest in some of the stocks mentioned in the research report.
- acted as a manager or co-manager of public offering of securities of the subject company in past 12 months
- be engaged in any other transaction involving such securities and earn brokerage or other compensation or act as a market maker in the financial instruments of the company(ies) discussed herein or act as an advisor or lender/borrower to such company(ies)

- received compensation from the subject company in the past 12 months for investment banking / merchant banking / brokerage services or from other than said services.
- Served subject company as its clients during twelve months preceding the date of distribution of the research report.

The associates of MOFSL has not received any compensation or other benefits from third party in connection with the research report

Above disclosures include beneficial holdings lying in demat account of MOFSL which are opened for proprietary investments only. While calculating beneficial holdings, It does not consider demat accounts which are opened in name of MOFSL for other purposes (i.e holding client securities, collaterals, error trades etc.). MOFSL also earns DP income from clients which are not considered in above disclosures.

Analyst Certification

The views expressed in this research report accurately reflect the personal views of the analyst(s) about the subject securities or issues, and no part of the compensation of the research analyst(s) was, is, or will be directly or indirectly related to the specific recommendations and views expressed by research analyst(s) in this report.

Terms & Conditions:

This report has been prepared by MOFSL and is meant for sole use by the recipient and not for circulation. The report and information contained herein is strictly confidential and may not be altered in any way, transmitted to, copied or distributed, in part or in whole, to any other person or to the media or reproduced in any form, without prior written consent of MOFSL. The report is based on the facts, figures and information that are considered true, correct, reliable and accurate. The intent of this report is not recommendatory in nature. The information is obtained from publicly available media or other sources believed to be reliable. Such information has not been independently verified and no guaranty, representation of warranty, express or implied, is made as to its accuracy, completeness or correctness. All such information and opinions are subject to change without notice. The report is prepared solely for informational purpose and does not constitute an offer document or solicitation of offer to buy or sell or subscribe for securities or other financial instruments for the clients. Though disseminated to all the customers simultaneously, not all customers may receive this report at the same time. MOFSL will not treat recipients as customers by virtue of their receiving this report.

Disclaimer:

The report and information contained herein is strictly confidential and meant solely for the selected recipient and may not be altered in any way, transmitted to, copied or distributed, in part or in whole, to any other person or to the media or reproduced in any form, without prior written consent. This report and information herein is solely for informational purpose and may not be used or considered as an offer document or solicitation of offer to buy or sell or subscribe for securities or other financial instruments. Nothing in this report constitutes investment, legal, accounting and tax advice or a representation that any investment or strategy is suitable or appropriate to your specific circumstances. The securities discussed and opinions expressed in this report may not be suitable for all investors, who must make their own investment decisions, based on their own investment objectives, financial positions and needs of specific recipient. This may not be taken in substitution for the exercise of independent judgment by any recipient. Each recipient of this document should make such investigations as it deems necessary to arrive at an independent evaluation of an investment in the securities of companies referred to in this document (including the merits and risks involved), and should consult its own advisors to determine the merits and risks of such an investment. The investment discussed or views expressed may not be suitable for all investors. Certain transactions -including those involving futures, options, another derivative products as well as non-investment grade securities - involve substantial risk and are not suitable for all investors. No representation or warranty, express or implied, is made as to the accuracy, completeness or fairness of the information and opinions contained in this document. The Disclosures of Interest Statement incorporated in this document is provided solely to enhance the transparency and should not be treated as endorsement of the views expressed in the report. This information is subject to change without any prior notice. The Company reserves the right to make modifications and alternations to this statement as may be required from time to time without any prior approval. MOFSL, its associates, their directors and the employees may from time to time, effect or have effected an own account transaction in, or deal as principal or agent in or for the securities mentioned in this document. They may perform or seek to perform investment banking or other services for, or solicit investment banking or other business from, any company referred to in this report. Each of these entities functions as a separate, distinct and independent of each other. The recipient should take this into account before interpreting the document. This report has been prepared on the basis of information that is already available in publicly accessible media or developed through analysis of MOFSL. The views expressed are those of the analyst, and the Company may or may not subscribe to all the views expressed therein. This document is being supplied to you solely for your information and may not be reproduced, redistributed or passed on, directly or indirectly, to any other person or published, copied, in whole or in part, for any purpose. This report is not directed or intended for distribution to, or use by, any person or entity who is a citizen or resident of or located in any locality, state, country or other jurisdiction, where such distribution, publication, availability or use would be contrary to law, regulation or which would subject MOFSL to any registration or licensing requirement within such jurisdiction. The securities described herein may or may not be eligible for sale in all jurisdictions or to certain category of investors. Persons in whose possession this document may come are required to inform themselves of and to observe such restriction. Neither the Firm, not its directors, employees, agents or representatives shall be liable for any damages whether direct or indirect, incidental, special or consequential including lost revenue or lost profits that may arise from or in connection with the use of the information. The person accessing this information specifically agrees to exempt MOFSL or any of its affiliates or employees from, any and all responsibility/liability arising from such misuse and agrees not to hold MOFSL or any of its affiliates or employees responsible for any such misuse and further agrees to hold MOFSL or any of its affiliates or employees free and harmless from all losses, costs, damages, expenses that may be suffered by the person accessing this information due to any errors and delays.

This report is meant for the clients of Motilal Oswal only.

Investment in securities market are subject to market risks. Read all the related documents carefully before investing.

Registration granted by SEBI and certification from NISM in no way guarantee performance of the intermediary or provide any assurance of returns to investors.

Registered Office Address: Motilal Oswal Tower, Rahimtullah Sayani Road, Opposite Parel ST Depot, Prabhadevi, Mumbai-400025; Tel No.: 022 - 71934200 / 71934263; www.motilaloswal.com.

Correspondence Address: Palm Spring Centre, 2nd Floor, Palm Court Complex, New Link Road, Malad (West), Mumbai- 400 064. Tel No: 022 71881000. Details of Compliance Officer: Neeraj Agarwal,

Email Id: na@motilaloswal.com, Contact No.:022-40548085.

Grievance Redressal Cell:

Contact Person	Contact No.	Email ID
Ms. Hemangi Date	022 40548000 / 022 67490600	query@motilaloswal.com
Ms. Kumud Upadhyay	022 40548082	servicehead@motilaloswal.com
Mr. Ajay Menon	022 40548083	am@motilaloswal.com

Registration details of group entities.: Motilal Oswal Financial Services Ltd. (MOFSL): INZ000158836 (BSE/NSE/MCX/NCDEX); CDSL and NSDL: IN-DP-16-2015; Research Analyst: INH000000412 . AMFI: ARN : 146822. IRDA Corporate Agent – CA0579. Motilal Oswal Financial Services Ltd. is a distributor of Mutual Funds, PMS, Fixed Deposit, Insurance, Bond, NCDs and IPO products.

Customer having any query/feedback/ clarification may write to query@motilaloswal.com. In case of grievances for any of the services rendered by Motilal Oswal Financial Services Limited (MOFSL) write to grievances@motilaloswal.com, for DP to dpgrievances@motilaloswal.com.