

Decoding consumption: Rural spending contracted yet again in 4QFY24...

...implying FY24 was its worst year in the past quarter of a century

- An analysis of 12 proxy indicators suggests that rural consumption spending declined for the third successive quarter in 4QFY24, marking the worst in 33 quarters. Rural spending contracted 3.1% YoY in 4QFY24 following a drop of 2.0% YoY in 3QFY24 and a growth of 2.6% YoY in 4QFY23. This was mainly due to a second consecutive contraction in fiscal real rural spending, continuous deterioration in reservoir levels, farm exports, and tractor sales, and the worst contraction in fertilizer sales since 1QFY14 along with muted rural wage growth. They outweighed improvements in two-wheeler sales, decent growth in farm terms of trade, and farm real credit. Consequently, rural spending contracted 1.3% YoY in FY24 – the worst decline since FY99 and its first contraction in eight years – compared to a growth of 4.8% YoY in FY23.
- Conversely, urban consumption – estimated by compiling nine proxy indicators – grew at a six-quarter fastest pace of 9.6% YoY in 4QFY24 vs. 9.0%/3.8% YoY in 3QFY24/4QFY23. A simple average of the nine indicators suggests that urban spending grew 7.9% YoY in FY24, slightly lower than 8.9%/10.0% YoY growth in FY23/FY22. It implies that urban spending grew at an average of ~9% during the past three years, following an average decline of 2% in the previous two years. A detailed analysis of the nine indicators used in urban consumption confirms that five indicators – domestic PV sales, petrol consumption, real personal credit, house prices, and IIP for consumer durable goods – witnessed an acceleration in growth, while salary & wages of BSE500 companies and real non-farm consumer imports decelerated in 4QFY24 (vs. 3QFY24).
- During the past three years (FY22-FY24), the growth in urban consumption has outpaced rural consumption in each quarter, which is in contrast to FY20-FY21, when the latter grew faster than the former. Within the rural sector, it is clear that agricultural activities have weakened more. Not surprisingly, then, real private consumption expenditure growth is likely to decelerate to 3-4% in FY24, the slowest in two decades (barring FY21).
- Will the rural sector see a sharp turnaround in FY25? Well, the FMCG companies are certainly more hopeful, and the predictions of a normal monsoon bode well for rural India's recovery. However, MGNREGA data suggested that employment demand remained at elevated levels in Apr'24 (though lower than Apr'23), and government spending is budgeted to contract for the second consecutive year in FY25. All-in-all, while the hopes may be running high and the rural economy – based on our indicators – may not decline again this year, it may find it challenging to grow more than 5% in FY25, notwithstanding the favorable base.

Rural spending contracted 1.3% YoY in FY24 – the worst decline since FY99 and its first contraction in eight years – compared to a growth of 4.8% YoY in FY23

Rural consumption declined for the third consecutive quarter in 4QFY24: An analysis of 12 proxy indicators suggests that the rural sector's¹ spending declined for the third successive quarter in 4QFY24, marking the worst in 33 quarters. Rural spending contracted 3.1% YoY in 4QFY24, following a decline of 2% YoY in 3QFY24 and a growth of 2.6% in 4QFY23 (*Exhibit 1*). This was mainly led by a second successive contraction in fiscal real rural spending, continuous deterioration in reservoir levels, farm exports, and tractor sales, and the worst contraction in fertilizer sales since 1QFY14 along with muted rural wage growth. They outweighed improvements in two-wheeler sales, decent growth in farm terms of trade, and farm real credit. Consequently, rural spending contracted 1.3% YoY in FY24 – the worst decline since FY99 and its first contraction in eight years – compared to a growth of 4.8% YoY in FY23 (*Exhibit 2*).

¹The 12 proxy indicators include: 1) Real agricultural wages, 2) Real non-agricultural wages, 3) Two-wheeler sales, 4) Farmers' terms of trade, 5) Tractor sales, 6) Real agricultural exports, 7) Fertilizer sales, 8) Real agricultural credit, 9) IIP food products, 10) Reservoir levels, 11) Fiscal real rural spending, and 12) Real farm GVA. The rural consumption spending growth is estimated as simple average of these 12 indicators.

Nikhil Gupta – Research analyst (Nikhil.Gupta@MotilalOswal.com)

Tanisha Ladha – Research analyst (Tanisha.Ladha@MotilalOswal.com)

Investors are advised to refer through important disclosures made at the last page of the Research Report.

Motilal Oswal research is available on www.motilaloswal.com/Institutional-Equities, Bloomberg, Thomson Reuters, Factset and S&P Capital.

Exhibit 1: Rural consumption declined for the third successive quarter in 4QFY24...

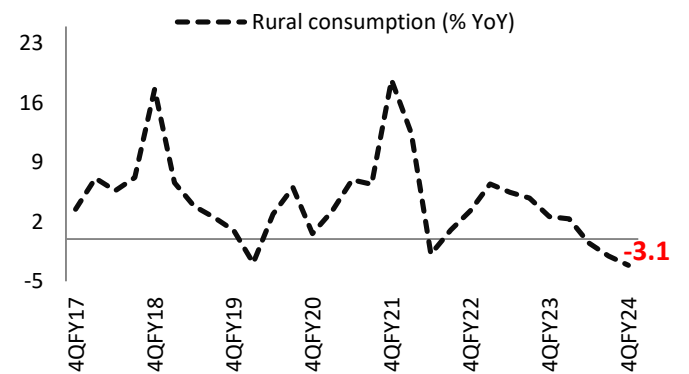
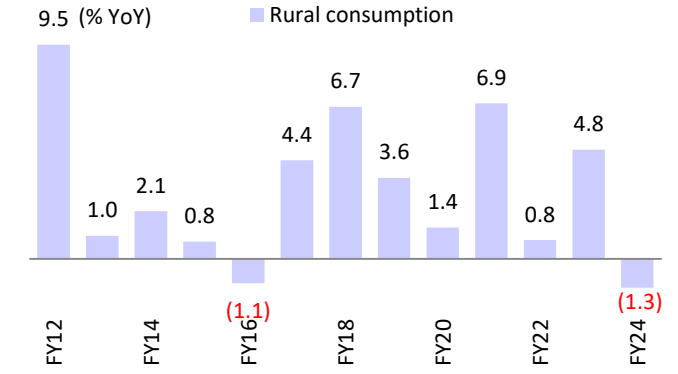


Exhibit 2: ...leading to a contraction of 1.3% YoY in FY24, the worst since FY99



Source: Various national sources, CEIC, MOFSL

A detailed analysis of key indicators used suggests that eight out of the 12 proxy indicators used for assessing rural spending trends have posted contraction and another variable witnessed a deceleration in growth in 4Q. Fiscal rural spending declined for the second successive quarter in 4QFY24; tractor sales posted the fourth successive contraction (-19.8% YoY, the worst in eight quarters); agricultural and non-agricultural wages contracted yet again, and farm exports and reservoir levels continued to post double-digit declines. However, two-wheeler sales grew at a seven-quarter high in 4QFY24, and (real) farm credit continued to remain strong. According to the CSO’s second advance estimates (SAEs), real agricultural GVA is likely to contract 0.6% YoY in 4QFY24, following -0.8% YoY in 3QFY24; however, we believe that the contraction could be worse than expected (*Exhibit 3*).

On a full-fiscal year basis, as many as six out of 12 indicators posted contractions in FY24 and another four indicators witnessed a deceleration in growth.

Exhibit 3: Summary of key indicators used in gauging rural consumption spending (% YoY)

Rural consumption indicators	4QFY23	1QFY24	2QFY24	3QFY24	4QFY24	FY20	FY21	FY22	FY23	FY24
Real agricultural GVA@	7.6	3.5	1.6	(0.8)	(1.8)	6.2	4.0	4.6	4.7	0.4
Real agricultural wages@#	0.8	0.5	(0.2)	(1.0)	(0.8)	(3.2)	0.8	(0.0)	0.0	(0.4)
Real non- agricultural wages#@	(0.9)	0.3	(0.4)	(0.9)	0.6	(3.1)	1.0	(0.4)	(1.1)	(0.1)
Two-Wheeler sales	7.6	11.6	(1.6)	22.6	24.9	(17.8)	(13.2)	(10.9)	17.7	13.4
Farm terms of trade\$	(6.3)	4.3	14.1	10.0	7.4	5.8	5.8	(11.2)	(11.2)	8.9
Tractors sales	12.4	(5.3)	(8.7)	(7.2)	(19.8)	(10.5)	26.5	(1.7)	10.2	(9.8)
Real agricultural exports#	(6.0)	(22.3)	(11.3)	(12.0)	(10.6)	(15.9)	11.3	15.4	(0.8)	(14.4)
Fertilizer sales	1.9	17.4	(5.1)	3.1	(13.8)	5.9	3.3	(0.7)	7.0	0.1
Real farm credit#	7.9	12.7	9.5	10.9	11.9	(0.8)	7.5	6.1	7.9	11.9
IIP: food products	3.8	0.6	3.8	1.9	(0.4)	2.0	(2.6)	5.9	3.8	1.4
Reservoir level	(3.3)	(2.6)	(18.4)	(19.9)	(15.5)	31.8	5.1	(2.8)	8.6	(16.2)
Fiscal real rural spending#~	5.9	7.5	10.9	(30.6)	(19.5)	16.1	33.4	5.0	10.7	(11.3)
Rural consumption*	2.6	2.3	(0.5)	(2.0)	(3.1)	1.4	6.9	0.8	4.8	(1.3)

*Simple average of indicators

@ Our forecast for 4QFY24

\$ Output price inflation over input price inflation

Nominal data deflated by CPI for agricultural workers/rural workers (CPI-AW/RL)

~ Assuming that the GoI meets its FY24RE targets

Source: Various national sources, CEIC, MOFSL

Real non-farm wages contracted for the third successive year in FY24, tractor sales were lower in FY24, real farm exports posted a double-digit contraction (the worst in four years), reservoir levels worsened, and real fiscal spending posted its first contraction after nine years. Real farm wages, fertilizer availability, and IIP food products grew slowly in FY24. However, two-wheeler sales and farm credit grew in double-digits in FY24, along with an improvement in farmers' terms of trade.

Assuming that the Government of India (GoI) meets its FY24 revised estimates (FY24RE), fiscal real rural spending is likely to have contracted by 19.4% YoY in 4QFY24, marking its second successive contraction (*Exhibit 4*). At the same time, two-wheeler sales increased sharply to grow at a seven-quarter high of 24.9% in 4QFY24, surpassing pre-Covid levels, and agricultural credit continued to grow decently (*Exhibit 5*).

Exhibit 4: Fiscal real rural spending contracted for the second successive quarter in 4QFY24...

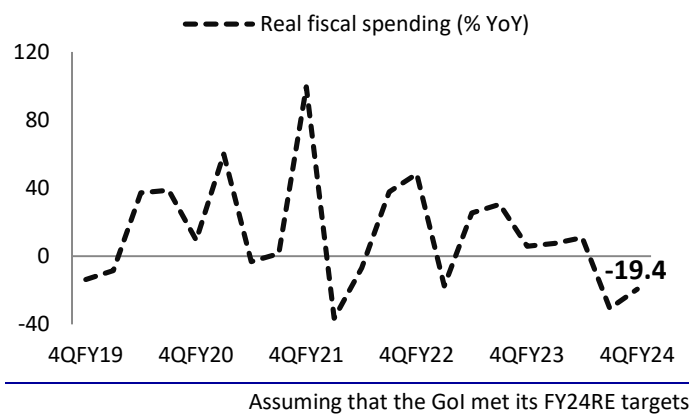
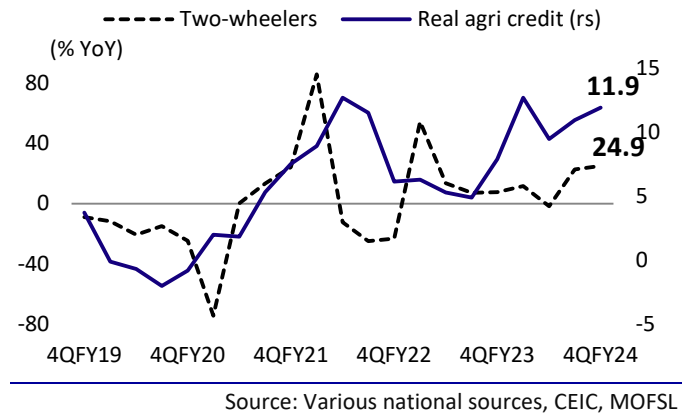


Exhibit 5: ...while two-wheeler sales and real farm credit remained strong



After worsening for two successive years, farm terms of trade (using output and input price inflation from WPI) improved in FY24. It grew 8.6% in FY24 (the highest in eight years) compared to a contraction of 11.2% in FY23, mainly led by a much faster contraction in input prices (*Exhibit 6*). MGNREGA data also confirms that as many as 83.5m people worked under MGNREGA in FY24, 4.7% lower than FY23 and 7.7% higher than the pre-Covid period (*Exhibit 7*).

Exhibit 6: Input prices dropped faster than the fall in output prices, leading to an improvement in terms of trade

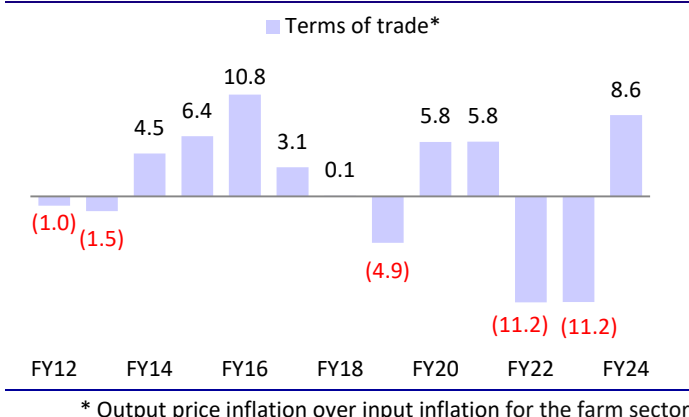
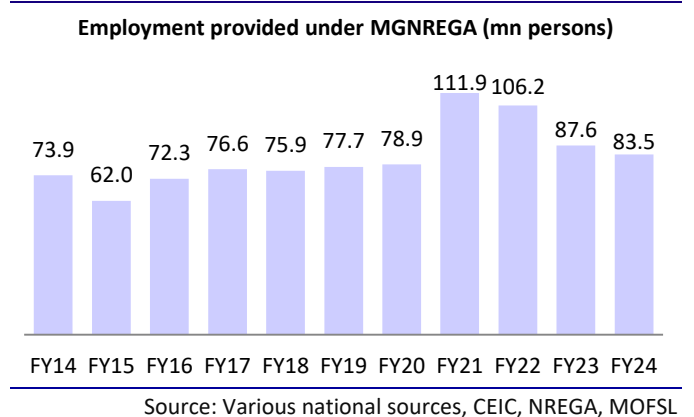


Exhibit 7: Total individuals worked under MGNREGA are coming off slowly



Urban consumption grew at a faster pace in 4QFY24: Urban consumption² – estimated by compiling nine proxy indicators – grew at a six-quarter fastest pace of 9.6% YoY in 4QFY24 vs. 9.0%/3.8% in 3QFY24/4QFY23. A simple average of the nine indicators suggests that urban spending grew 7.9% in FY24, slightly lower than 8.9%/10.0% growth in FY23/FY22. It means that urban spending grew at an average of ~9% during the past three years, following an average decline of 2% in the previous two years (*Exhibits 8-9*).

Exhibit 8: Urban consumption grew at a six-quarter high in 4QFY24...

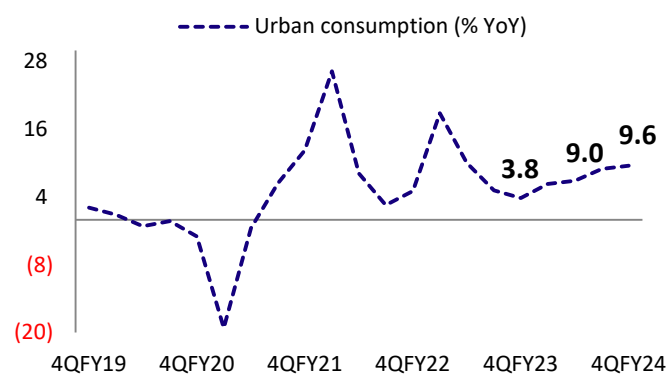
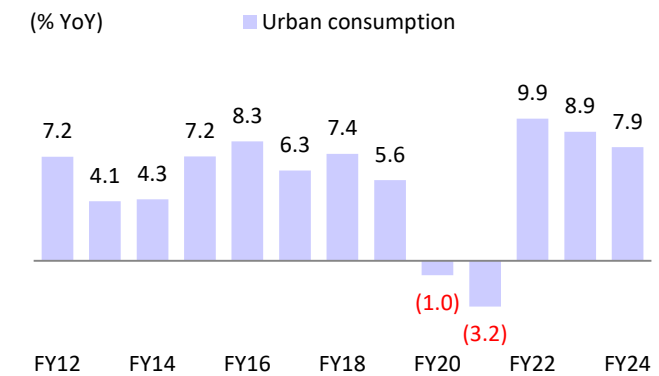


Exhibit 9: ...however, it rose 7.9% YoY in FY24, slower than the 8.9% growth in FY23



Source: Various national sources, CEIC, MOFSL

A detailed analysis of the nine indicators used in the urban consumption confirms that five indicators – domestic PV sales, petrol consumption, real personal credit, house prices, and IIP for consumer durable goods – witnessed an acceleration in growth, while salary & wages of BSE500 companies and real non-farm consumer imports decelerated in 4QFY24 vs. 3QFY24 (*Exhibit 10*).

Exhibit 10: Summary of key indicators used in gauging urban consumption spending (% YoY)

Urban consumption indicators	4QFY23	1QFY24	2QFY24	3QFY24	4QFY24	FY20	FY21	FY22	FY23	FY24
Real non-farm GVA@	5.7	9.0	8.5	8.2	7.3	3.6	(5.6)	10.3	7.1	8.2
Real S&W of BSE500 companies	15.8	11.5	8.7	10.4	4.6	5.8	1.5	8.5	11.3	8.6
CPI non-food inflation	6.6	5.2	4.5	3.5	2.8	3.6	5.2	6.7	6.7	4.0
Domestic: PV sales	10.7	14.5	21.4	25.9	28.3	(21.6)	(6.1)	8.4	27.4	22.5
Real personal credit#	14.4	14.8	10.4	12.2	12.3	12.2	4.5	9.0	14.4	12.3
IIP: Consumer durable goods	(6.8)	(2.7)	1.1	5.3	11.2	(8.8)	(11.0)	7.4	0.6	3.6
Petrol consumption	9.8	6.8	5.7	4.7	8.5	6.0	(6.8)	10.4	13.4	6.4
Real house prices@	(0.2)	0.4	(0.7)	0.2	0.6	(1.1)	(1.1)	(1.3)	(0.5)	0.1
Real non-farm consumer imports#	(21.4)	(2.3)	2.6	10.9	10.4	(8.8)	(9.3)	29.4	0.2	5.2
Urban consumption*	3.8	6.4	6.9	9.0	9.6	(1.0)	(3.2)	9.9	8.9	7.9

*Simple average of indicators
@ Our forecasts for 4QFY24

Nominal data deflated by CPI-for industrial workers (CPI-IW)
Source: Various national sources, CEIC, MOFSL

² The nine proxy indicators include: 1) Real salary & wages (S&W) of BSE500 companies, 2) CPI non-food inflation, 3) Real personal real credit, 4) IIP Consumer Durable Goods, 5) Petrol consumption, 6) Real house prices, 7) Real non-farm consumer imports, 8) passenger vehicle (PV) sales, and 9) Real non-farm GVA

As expected, there are similar movements in the sales of passenger vehicles (PVs) and petrol consumption in the country. The growth in PV sales and petrol consumption has improved in the past couple of quarters. PV sales posted a six-quarter high growth in 4QFY24, while petrol consumption grew at a four-quarter high. (*Exhibit 11*). On the other hand, real salary & wages of BSE500 companies grew at a 14-quarter low growth of 4.6% in 4QFY24 (*Exhibit 12*).

Exhibit 11: PV sales and petrol consumption growth have improved over the past few quarters...

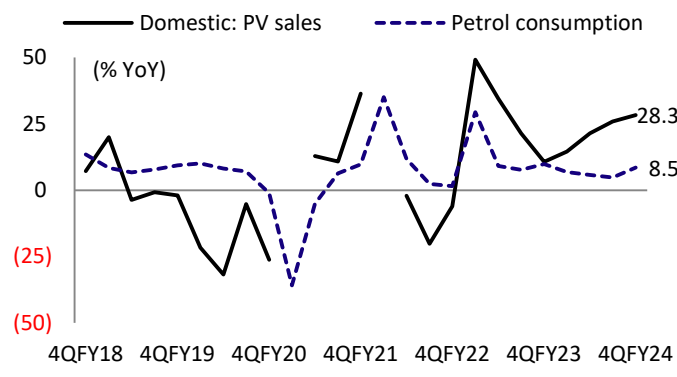
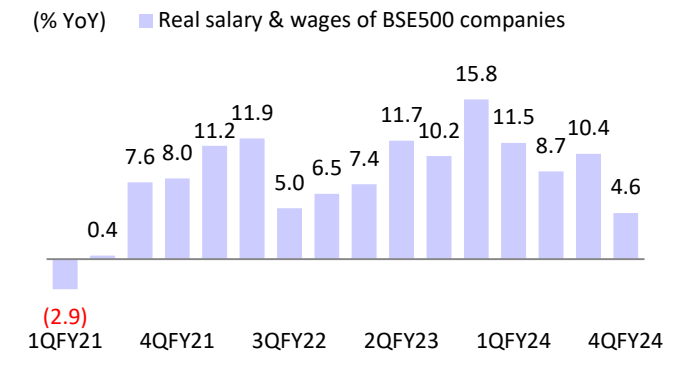


Exhibit 12: ...though real S&W growth was at a 14-quarter low in 4QFY24



Based on limited data for 4QFY24
Source: Various national sources, CEIC, MOFSL

On a full-fiscal year basis, all the nine indicators posted growth in FY24, of which five variables witnessed a deceleration, while the remaining four saw an acceleration in growth (*Exhibit 10 above*).

The domestic production of consumer durable goods and house prices showed an improvement in FY24. Output of consumer durable goods likely grew 3.6% YoY in FY24 vs. a growth of 0.6% YoY in FY23. The real house prices (assuming 4% YoY growth in 4QFY24) grew 0.1% YoY in FY24, marking its first growth in six years. The real salary & wages of BSE500 companies likely grew 8.6% YoY last year, lower than 11.3% in FY23, but higher than the three years before that (*Exhibits 13-14*).

Exhibit 13: Consumer durable goods & real house prices witnessed improvement in FY24...

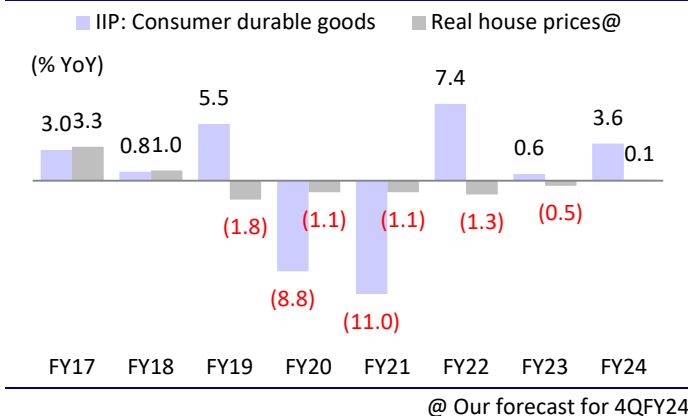
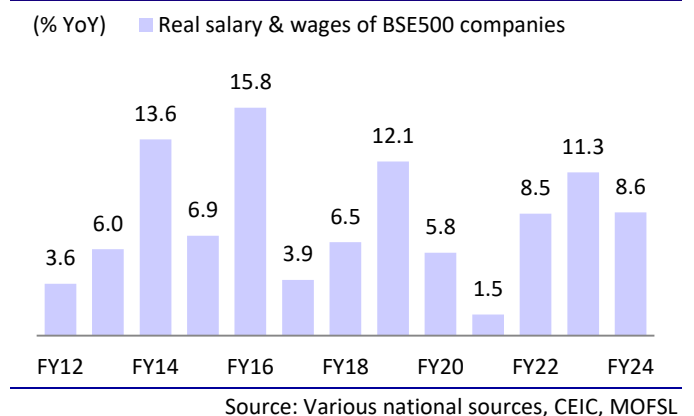


Exhibit 14: ...but real S&W of BSE500 companies grew slowly last year



Conclusion: Real PFCE growth eases sharply in FY24...

Rural spending contracted sharply in FY24, marking its worst contraction since FY99. At the same time, the urban sector grew strongly for the third consecutive year in FY24 (*Exhibit 15*). The divergence between rural and urban spending has increased in the post-pandemic years. During the past three years (FY22-FY24), the growth in urban consumption has outpaced rural consumption in each quarter, which is in contrast to FY20-FY21, when the latter grew faster than the former. Within the rural sector, it is clear that agricultural activities have weakened more.

Although urban spending accelerated to 7.9% in FY24, contractions in rural spending pulled down real private final consumption expenditure (PFCE) growth in FY24. Not surprisingly, then, real private consumption expenditure growth is likely to decelerate to 3-4% in FY24, the slowest in two decades (barring FY21; *Exhibit 16*).

Exhibit 15: Urban spending outpaced rural spending for the third consecutive year in FY24...

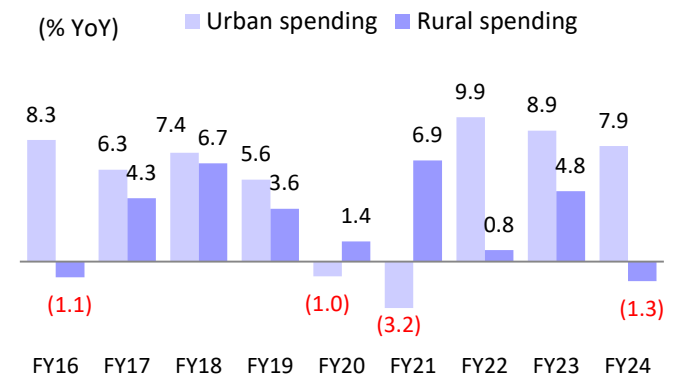
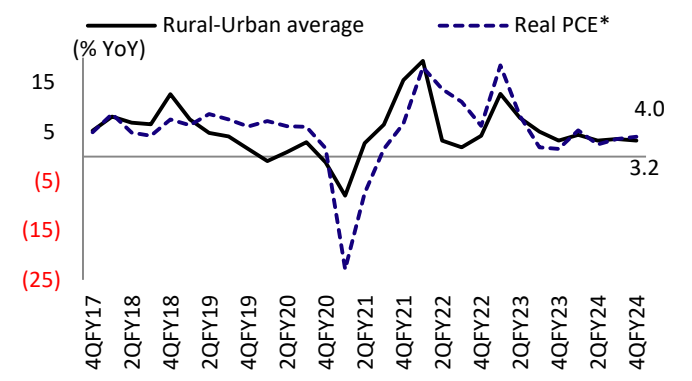


Exhibit 16: ...however, real PFCE likely grew at a two-decade low of 3-4% in FY24, due to the rural sector



* 4QFY24 is our forecast

Source: Various national sources, CEIC, MOFSL

...and a substantial recovery in rural sector is still an open debate

Will the rural sector see a sharp turnaround in FY25? Well, the FMCG companies are certainly more hopeful, and the predictions of a normal monsoon bode well for rural India’s recovery. However, MGNREGA data suggested that employment demand remained at elevated levels in Apr’24 (though lower than Apr’23), and government spending is budgeted to contract for the second consecutive year in FY25. All-in-all, while the hopes may be running high and the rural economy – based on our indicators – may not decline again this year, it may find it challenging to grow more than 5% in FY25, notwithstanding the favorable base.

Explanation of Investment Rating	
Investment Rating	Expected return (over 12-month)
BUY	>=15%
SELL	< - 10%
NEUTRAL	> - 10 % to 15%
UNDER REVIEW	Rating may undergo a change
NOT RATED	We have forward looking estimates for the stock but we refrain from assigning recommendation

*In case the recommendation given by the Research Analyst is inconsistent with the investment rating legend for a continuous period of 30 days, the Research Analyst shall within following 30 days take appropriate measures to make the recommendation consistent with the investment rating legend.

Disclosures:

The following Disclosures are being made in compliance with the SEBI Research Analyst Regulations 2014 (herein after referred to as the Regulations).

Motilal Oswal Financial Services Ltd. (MOFSL) is a SEBI Registered Research Analyst having registration no. INH000000412. MOFSL, the Research Entity (RE) as defined in the Regulations, is engaged in the business of providing Stock broking services, Depository participant services & distribution of various financial products. MOFSL is a listed public company, the details in respect of which are available on www.motilaloswal.com. MOFSL (erstwhile Motilal Oswal Securities Limited - MOSL) is registered with the Securities & Exchange Board of India (SEBI) and is a registered Trading Member with National Stock Exchange of India Ltd. (NSE) and Bombay Stock Exchange Limited (BSE), Multi Commodity Exchange of India Limited (MCX) and National Commodity & Derivatives Exchange Limited (NCDEX) for its stock broking activities & is Depository participant with Central Depository Services Limited (CDSL) National Securities Depository Limited (NSDL), NERL, COMRIS and CCRL and is member of Association of Mutual Funds of India (AMFI) for distribution of financial products and Insurance Regulatory & Development Authority of India (IRDA) as Corporate Agent for insurance products. Details of associate entities of Motilal Oswal Financial Services Ltd. are available on the website at <http://onlinereports.motilaloswal.com/Dormant/documents/Associate%20Details.pdf>

Details of pending Enquiry Proceedings of Motilal Oswal Financial Services Limited are available on the website at <https://galaxy.motilaloswal.com/ResearchAnalyst/PublishViewLitigation.aspx>

MOFSL, its associates, Research Analyst or their relatives may have any financial interest in the subject company. MOFSL and/or its associates and/or Research Analyst or their relatives may have actual beneficial ownership of 1% or more securities in the subject company at the end of the month immediately preceding the date of publication of the Research Report or date of the public appearance. MOFSL and its associate company(ies), their directors and Research Analyst and their relatives may have any other potential conflict of interests at the time of publication of the research report or at the time of public appearance, however the same shall have no bearing whatsoever on the specific recommendations made by the analyst(s), as the recommendations made by the analyst(s) are completely independent of the views of the associates of MOFSL even though there might exist an inherent conflict of interest in some of the stocks mentioned in the research report.

In the past 12 months, MOFSL or any of its associates may have:

- received any compensation/other benefits from the subject company of this report
- managed or co-managed public offering of securities from subject company of this research report,
- received compensation for investment banking or merchant banking or brokerage services from subject company of this research report,
- received compensation for products or services other than investment banking or merchant banking or brokerage services from the subject company of this research report.
- MOFSL and its associates have not received any compensation or other benefits from the subject company or third party in connection with the research report.
- Subject Company may have been a client of MOFSL or its associates during twelve months preceding the date of distribution of the research report.
- Research Analyst may have served as director/officer/employee in the subject company.
- MOFSL and research analyst may engage in market making activity for the subject company.

MOFSL and its associate company(ies), and Research Analyst and their relatives from time to time may have:

a) a long or short position in, act as principal in, and buy or sell the securities or derivatives thereof of companies mentioned herein.

(b) be engaged in any other transaction involving such securities and earn brokerage or other compensation or act as a market maker in the financial instruments of the company(ies) discussed herein or act as an advisor or lender/borrower to such company(ies) or may have any other potential conflict of interests with respect to any recommendation and other related information and opinions.; however the same shall have no bearing whatsoever on the specific recommendations made by the analyst(s), as the recommendations made by the analyst(s) are completely independent of the views of the associates of MOFSL even though there might exist an inherent conflict of interest in some of the stocks mentioned in the research report.

Above disclosures include beneficial holdings lying in demat account of MOFSL which are opened for proprietary investments only. While calculating beneficial holdings, It does not consider demat accounts which are opened in name of MOFSL for other purposes (i.e holding client securities, collaterals, error trades etc.). MOFSL also earns DP income from clients which are not considered in above disclosures.

To enhance transparency, MOFSL has incorporated a Disclosure of Interest Statement in this document. This should, however, not be treated as endorsement of the views expressed in the report. MOFSL and / or its affiliates do and seek to do business including investment banking with companies covered in its research reports. As a result, the recipients of this report should be aware that MOFSL may have a potential conflict of interest that may affect the objectivity of this report.

Terms & Conditions:

This report has been prepared by MOFSL and is meant for sole use by the recipient and not for circulation. The report and information contained herein is strictly confidential and may not be altered in any way, transmitted to, copied or distributed, in part or in whole, to any other person or to the media or reproduced in any form, without prior written consent of MOFSL. The report is based on the facts, figures and information that are considered true, correct, reliable and accurate. The intent of this report is not recommendatory in nature. The information is obtained from publicly available media or other sources believed to be reliable. Such information has not been independently verified and no guaranty, representation of warranty, express or implied, is made as to its accuracy, completeness or correctness. All such information and opinions are subject to change without notice. The report is prepared solely for informational purpose and does not constitute an offer document or solicitation of offer to buy or sell or subscribe for securities or other financial instruments for the clients. Though disseminated to all the customers simultaneously, not all customers may receive this report at the same time. MOFSL will not treat recipients as customers by virtue of their receiving this report.

Analyst Certification

The views expressed in this research report accurately reflect the personal views of the analyst(s) about the subject securities or issues, and no part of the compensation of the research analyst(s) was, is, or will be directly or indirectly related to the specific recommendations and views expressed by research analyst(s) in this report.

Disclosure of Interest Statement

Companies where there is interest

Analyst ownership of the stock

No

A graph of daily closing prices of securities is available at www.nseindia.com, www.bseindia.com. Research Analyst views on Subject Company may vary based on Fundamental research and Technical Research. Proprietary trading desk of MOFSL or its associates maintains arm's length distance with Research Team as all the activities are segregated from MOFSL research activity and therefore it can have an independent view with regards to subject company for which Research Team have expressed their views.

Regional Disclosures (outside India)

This report is not directed or intended for distribution to or use by any person or entity resident in a state, country or any jurisdiction, where such distribution, publication, availability or use would be contrary to law, regulation or which would subject MOFSL & its group companies to registration or licensing requirements within such jurisdictions.

For Hong Kong:

This report is distributed in Hong Kong by Motilal Oswal capital Markets (Hong Kong) Private Limited, a licensed corporation (CE AYY-301) licensed and regulated by the Hong Kong Securities and Futures Commission (SFC) pursuant to the Securities and Futures Ordinance (Chapter 571 of the Laws of Hong Kong) "SFO". As per SEBI (Research Analyst Regulations) 2014 Motilal Oswal Financial Services Limited (SEBI Reg No. INH000000412) has an agreement with Motilal Oswal capital Markets (Hong Kong) Private Limited for distribution of research report in Hong Kong. This report is intended for distribution only to "Professional Investors" as defined in Part I of Schedule 1 to SFO. Any investment or investment activity to which this document relates is only available to professional investor and will be engaged only with professional investors." Nothing here is an offer or solicitation of these securities, products and services in any jurisdiction where their offer or sale is not qualified or exempt from registration. The Indian Analyst(s) who compile this report is/are not located in Hong Kong & are not conducting Research Analysis in Hong Kong.

For U.S.

MOTILAL Oswal Financial Services Limited (MOFSL) is not a registered broker - dealer under the U.S. Securities Exchange Act of 1934, as amended (the "1934 act") and under applicable state laws in the United States. In addition MOFSL is not a registered investment adviser under the U.S. Investment Advisers Act of 1940, as amended (the "Advisers Act" and together with the 1934 Act, the "Acts"), and under

applicable state laws in the United States. Accordingly, in the absence of specific exemption under the Acts, any brokerage and investment services provided by MOFSL, including the products and services described herein are not available to or intended for U.S. persons. This report is intended for distribution only to "Major Institutional Investors" as defined by Rule 15a-6(b)(4) of the Exchange Act and interpretations thereof by SEC (henceforth referred to as "major institutional investors"). This document must not be acted on or relied on by persons who are not major institutional investors. Any investment or investment activity to which this document relates is only available to major institutional investors and will be engaged in only with major institutional investors. In reliance on the exemption from registration provided by Rule 15a-6 of the U.S. Securities Exchange Act of 1934, as amended (the "Exchange Act") and interpretations thereof by the U.S. Securities and Exchange Commission ("SEC") in order to conduct business with Institutional Investors based in the U.S., MOFSL has entered into a chaperoning agreement with a U.S. registered broker-dealer, Motilal Oswal Securities International Private Limited. ("MOSIPL"). Any business interaction pursuant to this report will have to be executed within the provisions of this chaperoning agreement.

The Research Analysts contributing to the report may not be registered /qualified as research analyst with FINRA. Such research analyst may not be associated persons of the U.S. registered broker-dealer, MOSIPL, and therefore, may not be subject to NASD rule 2711 and NYSE Rule 472 restrictions on communication with a subject company, public appearances and trading securities held by a research analyst account.

For Singapore

In Singapore, this report is being distributed by Motilal Oswal Capital Markets (Singapore) Pte. Ltd. ("MOCMSPL") (UEN 201129401Z), which is a holder of a capital markets services license and an exempt financial adviser in Singapore. This report is distributed solely to persons who (a) qualify as "institutional investors" as defined in section 4A(1)(c) of the Securities and Futures Act of Singapore ("SFA") or (b) are considered "accredited investors" as defined in section 2(1) of the Financial Advisers Regulations of Singapore read with section 4A(1)(a) of the SFA. Accordingly, if a recipient is neither an "institutional investor" nor an "accredited investor", they must immediately discontinue any use of this Report and inform MOCMSPL.

In respect of any matter arising from or in connection with the research you could contact the following representatives of MOCMSPL. In case of grievances for any of the services rendered by MOCMSPL write to grievances@motilaloswal.com.

Nainesh Rajani

Email: nainesh.rajani@motilaloswal.com

Contact: (+65) 8328 0276

Disclaimer:

The report and information contained herein is strictly confidential and meant solely for the selected recipient and may not be altered in any way, transmitted to, copied or distributed, in part or in whole, to any other person or to the media or reproduced in any form, without prior written consent. This report and information herein is solely for informational purpose and may not be used or considered as an offer document or solicitation of offer to buy or sell or subscribe for securities or other financial instruments. Nothing in this report constitutes investment, legal, accounting and tax advice or a representation that any investment or strategy is suitable or appropriate to your specific circumstances. The securities discussed and opinions expressed in this report may not be suitable for all investors, who must make their own investment decisions, based on their own investment objectives, financial positions and needs of specific recipient. This may not be taken in substitution for the exercise of independent judgment by any recipient. Each recipient of this document should make such investigations as it deems necessary to arrive at an independent evaluation of an investment in the securities of companies referred to in this document (including the merits and risks involved), and should consult its own advisors to determine the merits and risks of such an investment. The investment discussed or views expressed may not be suitable for all investors. Certain transactions - including those involving futures, options, another derivative products as well as non-investment grade securities - involve substantial risk and are not suitable for all investors. No representation or warranty, express or implied, is made as to the accuracy, completeness or fairness of the information and opinions contained in this document. The Disclosures of Interest Statement incorporated in this document is provided solely to enhance the transparency and should not be treated as endorsement of the views expressed in the report. This information is subject to change without any prior notice. The Company reserves the right to make modifications and alternations to this statement as may be required from time to time without any prior approval. MOFSL, its associates, their directors and the employees may from time to time, effect or have effected an own account transaction in, or deal as principal or agent in or for the securities mentioned in this document. They may perform or seek to perform investment banking or other services for, or solicit investment banking or other business from, any company referred to in this report. Each of these entities functions as a separate, distinct and independent of each other. The recipient should take this into account before interpreting the document. This report has been prepared on the basis of information that is already available in publicly accessible media or developed through analysis of MOFSL. The views expressed are those of the analyst, and the Company may or may not subscribe to all the views expressed therein. This document is being supplied to you solely for your information and may not be reproduced, redistributed or passed on, directly or indirectly, to any other person or published, copied, in whole or in part, for any purpose. This report is not directed or intended for distribution to, or use by, any person or entity who is a citizen or resident of or located in any locality, state, country or other jurisdiction, where such distribution, publication, availability or use would be contrary to law, regulation or which would subject MOFSL to any registration or licensing requirement within such jurisdiction. The securities described herein may or may not be eligible for sale in all jurisdictions or to certain category of investors. Persons in whose possession this document may come are required to inform themselves of and to observe such restriction. Neither the Firm, nor its directors, employees, agents or representatives shall be liable for any damages whether direct or indirect, incidental, special or consequential including lost revenue or lost profits that may arise from or in connection with the use of the information. The person accessing this information specifically agrees to exempt MOFSL or any of its affiliates or employees from, any and all responsibility/liability arising from such misuse and agrees not to hold MOFSL or any of its affiliates or employees responsible for any such misuse and further agrees to hold MOFSL or any of its affiliates or employees free and harmless from all losses, costs, damages, expenses that may be suffered by the person accessing this information due to any errors and delays.

This report is meant for the clients of Motilal Oswal only.

Investment in securities market are subject to market risks. Read all the related documents carefully before investing.

Registration granted by SEBI and certification from NISM in no way guarantee performance of the intermediary or provide any assurance of returns to investors.

Registered Office Address: Motilal Oswal Tower, Rahimtullah Sayani Road, Opposite Parel ST Depot, Prabhadevi, Mumbai-400025; Tel No.: 022 - 71934200 / 71934263; www.motilaloswal.com.

Correspondence Address: Palm Spring Centre, 2nd Floor, Palm Court Complex, New Link Road, Malad (West), Mumbai- 400 064. Tel No: 022 71881000. Details of Compliance Officer: Neeraj Agarwal, Email id: na@motilaloswal.com, Contact No.:022-40548085.

Grievance Redressal Cell:

Contact Person	Contact No.	Email ID
Ms. Hemangi Date	022 40548000 / 022 67490600	query@motilaloswal.com
Ms. Kumud Upadhyay	022 40548082	servicehead@motilaloswal.com
Mr. Ajay Menon	022 40548083	am@motilaloswal.com

Registration details of group entities.: Motilal Oswal Financial Services Ltd. (MOFSL): INZ000158836 (BSE/NSE/MCX/NCDEX); CDSL and NSDL: IN-DP-16-2015; Research Analyst: INH000000412 . AMFI: ARN : 146822. IRDA Corporate Agent – CA0579. Motilal Oswal Financial Services Ltd. is a distributor of Mutual Funds, PMS, Fixed Deposit, Insurance, Bond, NCDs and IPO products.

Customer having any query/feedback/ clarification may write to query@motilaloswal.com. In case of grievances for any of the services rendered by Motilal Oswal Financial Services Limited (MOFSL) write to grievances@motilaloswal.com, for DP to dpgrievances@motilaloswal.com.