

BSE SENSEX 74,684 S&P CNX 22,643

CMP: INR3,732 TP: INR4,300 (+15%) Upgrade to BUY



Stock Info

	MCX IN
Bloomberg	MCX IN
Equity Shares (m)	51
M.Cap.(INRb)/(USDb)	190.3 / 2.3
52-Week Range (INR)	3990 / 1285
1, 6, 12 Rel. Per (%)	3/63/121
12M Avg Val (INR M)	2086
Free float (%)	100.0

Financials Snapshot (INR b)

Year End	2024E	2025E	2026E
Sales	7.1	9.6	11.6
EBIT margin (%)	5.8	55.7	58.6
PAT	0.9	4.8	6.0
EPS (INR)	17.8	95.0	117.9
EPS Gr. (%)	-38.9	432.6	24.1
BV/Sh. (INR)	293.6	312.6	336.2

Ratio

	2024E	2025E	2026E
RoE (%)	6.1	31.3	36.3

Valuations

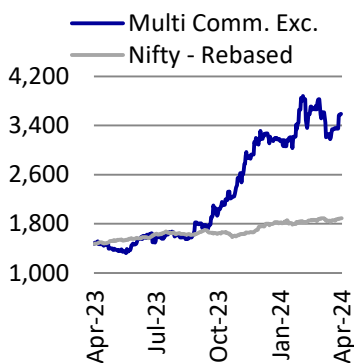
	2024E	2025E	2026E
P/E (x)	209.1	39.3	31.6
P/BV (x)	12.7	11.9	11.1
Div Yld (%)	0.9	0.9	0.9

Shareholding pattern (%)

As On	Dec-23	Sep-23	Dec-22
Promoter	0.0	0.0	0.0
DII	53.0	56.4	52.8
FII	26.8	25.5	26.0
Others	20.2	19.9	21.2

FII Includes depository receipts

Stock performance (one-year)



New products to be the key growth drivers

- MCX will be looking to grow volumes driven by new products, such as Steel Bar (launched), Gold Serial contracts, and Power contracts. Once the future volumes on these products exceed the threshold of INR8-10b (one-year average ADTO) options, contracts will also be launched.
- Retail participation in the Indian commodities market (1.4m UCCs) is low when compared to equity market participation (40m NSE active clients). Strong technology-based offerings from discount brokers, along with lower ticket-size contracts from MCX, can improve the participation significantly.
- FPIs, last year, received approval from the regulator to invest in cash-settled commodities. In a follow-up to the same, MCX has launched its direct market access (DMA) facility for Category-I FPIs. Once the same is available to Category –II FPIs, we believe, the volume momentum will pick up notably.
- Regulatory measures, such as interoperability of margins between stock exchanges and commodity exchanges, allowing partial withdrawal of SGF or determining clients' margin requirements on net positions, if implemented, have the potential to further boost volumes.
- With all the aforementioned factors and high volatility persisting in the energy basket, we expect ADTV in the options segment to increase to INR1.5t in FY25 from ~INR940b in FY24 (4QFY24 ADTV was at INR1.2t). Our sensitivity analysis yields ~7% rise in EPS for every INR100b additional ADTV in the options segment.
- Upon completing the successful software transition to TCS software, cost savings will be realized. This will lead to a marked improvement in profitability.
- MCX was embroiled in a software transition from 63moons to TCS over the past couple of years. With the completion of this transition, the management's primary focus is now directed towards scaling up the business.
- We expect MCX to deliver an FY24-26 revenue/EBITDA/PAT CAGR of 28%/205%/157%, fueled by a 47% CAGR in options volumes. We upgrade the stock to BUY from Neutral with a TP of INR4,300 (premised on 36x FY26E EPS).

New products and variations to existing ones to be the key drivers

- Currently, about 90% of the volumes in the options segment are from crude oil and natural gas. Going forward, MCX plans to launch smaller contracts and weekly expiry products (serial contracts – monthly contracts with expiry every week) in the bullion segment, which could provide a significant improvement in volumes.
- The company has recently launched Steel TMT bar contracts. This can be a large volume originator for MCX over the medium term, as the participation will be from SMEs. Further, the product has the widest participation among all steel products in India.
- MCX has applied for power future contracts, which are unavailable in the market at present. The approval for these contracts rests with the SEBI and CERC. These will be cash-settled contracts, and considering the interest from private companies looking to sell their surplus captive power generation, there is substantial potential for these contracts.

Research Analyst: Prayesh Jain (Prayesh.Jain@MotilalOswal.com) / Nemin Doshi (Nemin.Doshi@MotilalOswal.com)

Research Analyst: Nitin Aggarwal (Nitin.Aggarwal@MotilalOswal.com) / Muskan Chopra (Muskan.Chopra@MotilalOswal.com)

Investors are advised to refer through important disclosures made at the last page of the Research Report.

Motilal Oswal research is available on www.motilaloswal.com/Institutional-Equities, Bloomberg, Thomson Reuters, Factset and S&P Capital.

- Additionally, MCX has plans to launch mini contracts on other metal products, such as copper and nickel, which can boost 'futures' volumes.

Regulatory measures to provide further stimulus

- Equity markets have interoperability of margins between the exchanges. However, the same margins cannot be utilized to trade or invest on MCX. If the regulator approves the same, brokers can help customers trade in commodities without the requirement of moving margins.
- In the equity segment, clients' margins are computed based on net positions. However, in the commodities market, margins are computed on a gross basis. Rectifying this difference is crucial for scaling up volumes in the commodities market.
- Faster approvals for new products and variants of existing products can reduce the lead time for MCX.

Retail participation has significant headroom for growth

- MCX currently has ~1.4m UCCs vs. 40m active clients and a unique PAN count of 90m. This leaves a significant room for penetration of commodities in the retail segment.
- While a few of the enablers for equity participation, such as discount broker platforms and reasonable trading costs, exist for the commodities segment as well, the aforementioned regulatory moves will further pave the way.
- Additionally, new product launches that will have lower ticket sizes, such as the crude oil and natural gas mini options or serial contracts in the bullion segment, will enhance the segment's attractiveness.

FPI participation to improve with the DMA launch

- During FY23, FPIs obtained regulatory approval to participate in cash-settled commodities. However, the business has not scaled up materially, owing to the software transition issue and the absence of DMA.
- With the software transition now behind for MCX, FPIs have started investing in building software tools for them to trade on the new trading platform. Additionally, MCX has successfully tested and launched its DMA offering in the markets.
- The launch was initially for category-I FPIs. The offering for category-II FPIs is expected in the near term.
- The key target audience for FPIs would be high-frequency traders and FPIs with exposure to commodities in Indian currency.

Software transition: Better late than never

- Over the past couple of years, MCX has been embroiled in transitioning its core operating software from 63Moons to TCS. This transition impeded the launch of new products and demanded extensive management attention. Additionally, due to the necessity of extending the contract with 63moons thrice, MCX's costs escalated significantly.
- As of Oct'23, the company successfully completed its transition and the software has been operating smoothly. This is evidenced by the significant increase in volumes to pre-transition levels.

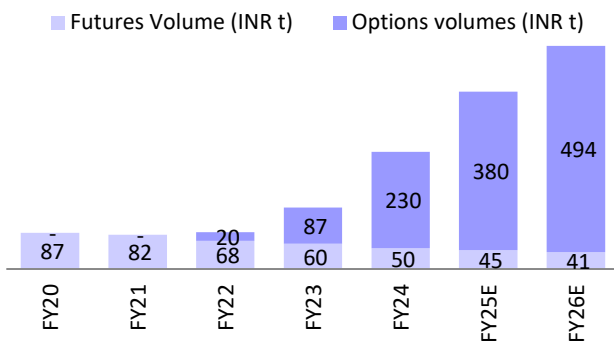
- At current volumes, we expect the costs (AMC + depreciation) to be lower than the normalized run-rate in the pre-transition phase. Further, there would be no AMC costs until 2QFY25.

Valuation and view – Upgrade to BUY

- We expect MCX to deliver a revenue/EBITDA/PAT CAGR of 28%/205%/157% over FY24-26, led by a 47% CAGR in options volumes. We highlight several near-to medium-term drivers of volume growth: 1) new product launches – futures & options (shorter duration contracts); 2) continued volatility in key commodity prices (gold, crude oil & natural gas) amid global uncertainties; and 3) a rise in retail participation in the options market. We expect no impact from competition on MCX's volumes, as similar products are currently available on other exchanges. With the technology overhang behind MCX, and near-term potential drivers in place, we see meaningful re-rating potential. **We upgrade the stock to BUY (from Neutral) with a TP of INR4,300 (based on 36x FY26E EPS).**

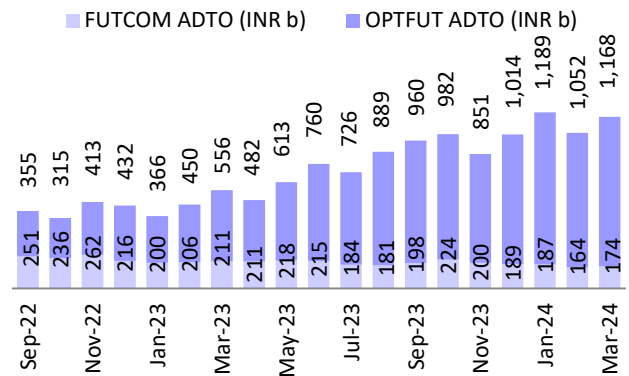
Key exhibits

Exhibit 1: Options volume will continue to increase...



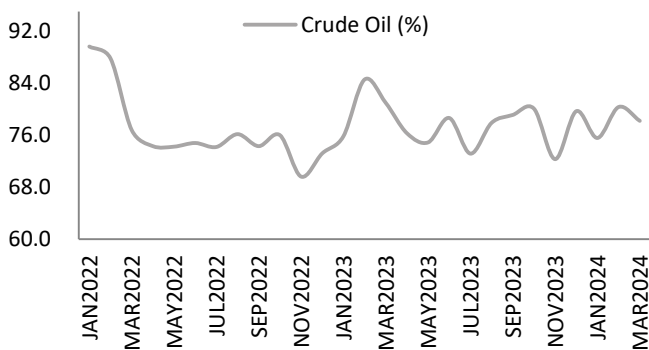
Source: MOFSL, Company

Exhibit 2: ...as suggested by the recent monthly trends



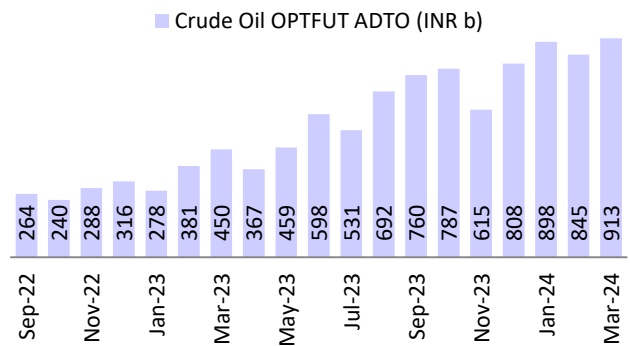
Source: MOFSL, Company

Exhibit 3: Crude oil forms the highest share as a % of option volumes...



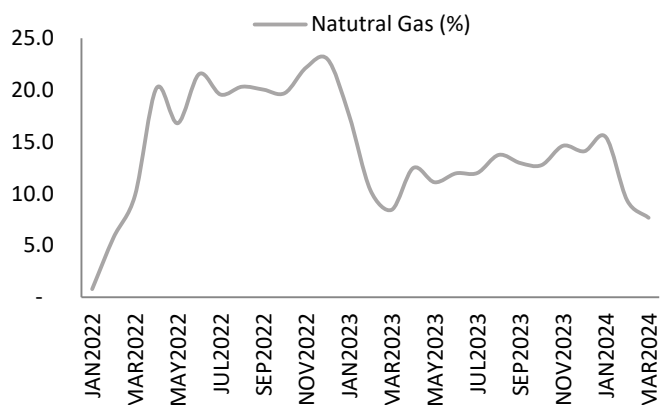
Source: MOFSL, Company

Exhibit 4: ...as crude ADTO continues to surge



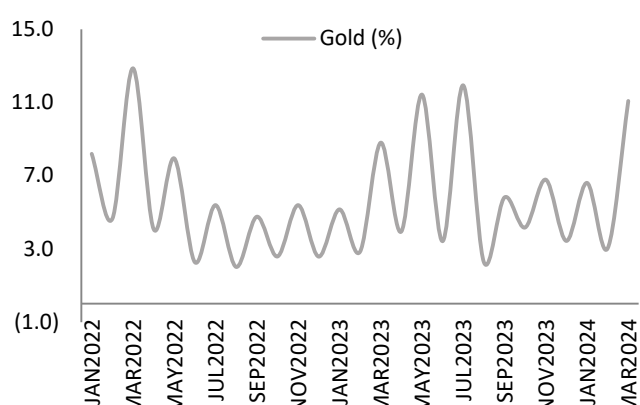
Source: MOFSL, Company

Exhibit 5: Share of natural gas as a % of options volumes



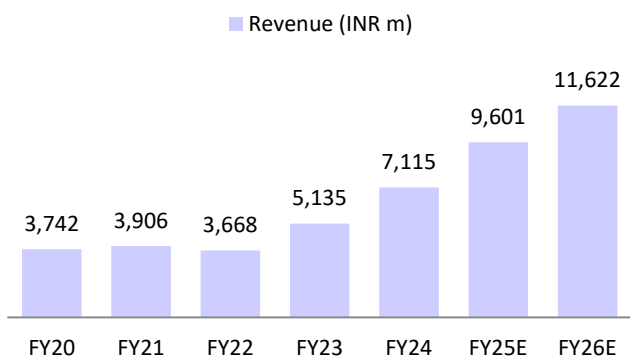
Source: MOFSL, Company

Exhibit 6: Share of gold as a % of options volumes



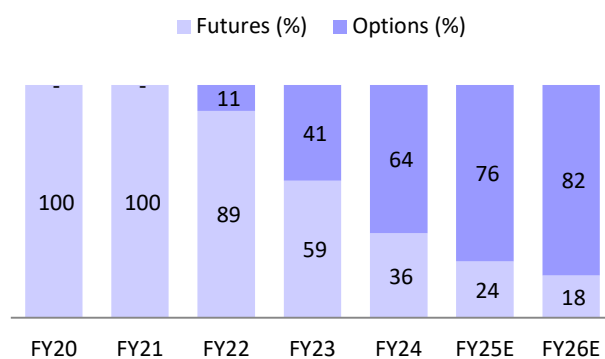
Source: MOFSL, Company

Exhibit 7: Overall revenue is expected to post 28% CAGR over FY24-26



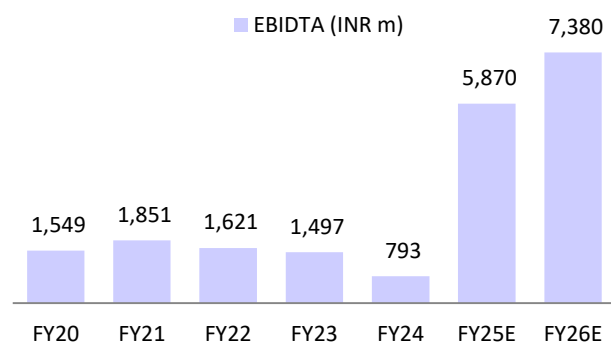
Source: MOFSL, Company

Exhibit 8: Options revenue mix continues to rise



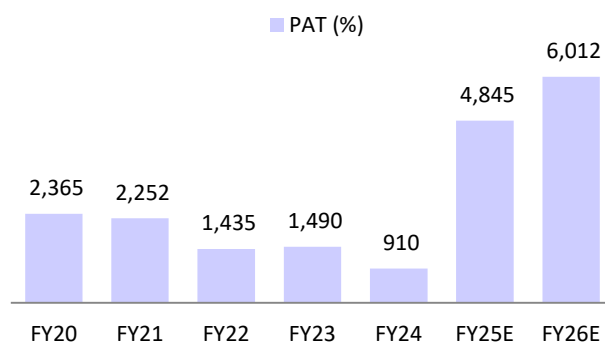
Source: MOFSL, Company

Exhibit 9: EBITDA to increase in the coming years



Source: MOFSL, Company

Exhibit 10: Overall profitability to improve



Source: MOFSL, Company

Financials and valuations

Income statement					(INR m)		
Y/E March	FY20	FY21	FY22	FY23	FY24E	FY25E	FY26E
Sales	3,742	3,906	3,668	5,135	7,115	9,601	11,622
Change (%)	25	4	(6)	40	39	35	21
Cost of Services	1,463	1,388	1,440	2,880	5,042	2,270	2,561
SG&A Expenses	730	667	607	759	1,280	1,462	1,681
Provisions							
EBITDA	1,549	1,851	1,621	1,497	793	5,870	7,380
% of Net Sales	41	47	44	29	11	61	64
Depreciation	182	221	227	216	383	520	568
EBIT	1,367.1	1,630.7	1,394.5	1,281.0	410	5,349	6,812
Interest	2	2	3	2	2	2	2
Other Income	1,289	1,038	665	677	759	865	897
EO Item (net)	-	-	204	-	-	-	-
PBT	2,654	2,667	1,853	1,956	1,166	6,212	7,707
Tax	389	415	406	416	257	1,367	1,696
Rate (%)	15	16	22	21	22	22	22
PAT before MI	2,266	2,251	1,447	1,540	910	4,845	6,012
Minority Interest	(99)	(1)	12	50	-	-	-
PAT	2,365	2,252	1,435	1,490	910	4,845	6,012
Extraordinary							
Net Income	2,365	2,252	1,435	1,490	910	4,845	6,012
Change (%)	62	(5)	(36)	4	(39)	433	24

Balance Sheet					(INR m)		
Y/E March	FY20	FY21	FY22	FY23	FY24E	FY25E	FY26E
Share Capital	510	510	510	510	510	510	510
Reserves	13,084	13,672	13,671	14,283	14,465	15,434	16,636
Net Worth	13,594	14,182	14,181	14,793	14,975	15,944	17,146
SGF	4,098	4,692	5,256	5,898	5,898	5,898	5,898
Loan & other long term liab.	546	576	658	561	572	584	595
Capital Employed	18,237	19,451	20,095	21,252	21,445	22,425	23,639
Net Block	1,820	1,857	2,513	3,172	4,506	4,956	5,406
CWIP	5	12	434	519	519	519	519
Other LT Assets	149	185	3,018	2,543	4,576	4,610	4,645
Investments	10,508	11,885	4,440	8,441	8,610	8,782	8,958
Curr. Assets	15,028	11,283	18,225	16,259	15,096	15,603	16,344
Current Investments	6,618	5,985	7,135	2,024	2,226	2,449	2,694
Debtors	65	90	115	146	149	152	155
Cash & Bank Balance	7,593	4,261	9,755	11,779	10,364	10,598	11,043
Loans & Advances	2	1	222	1,328	1,354	1,381	1,409
Other Current Assets	751	948	998	983	1,003	1,023	1,043
Current Liab. & Prov	9,109	5,575	7,911	8,976	9,156	9,339	9,525
Net Current Assets	5,919	5,709	10,314	7,283	5,941	6,265	6,818
Application of Funds	18,401	19,647	20,719	21,958	24,151	25,132	26,346

E: MOFSL Estimates

Financials and valuations

Ratios

Y/E March	FY20	FY21	FY22	FY23	FY24E	FY25E	FY25E
Basic (INR)							
EPS	46.4	44.2	28.1	29.2	17.8	95.0	117.9
Cash EPS	50.4	49.2	33.6	34.3	27.0	107.5	131.5
Book Value	266.6	278.1	278.1	290.1	293.6	312.6	336.2
DPS	30.0	27.7	30.0	19.1	35.0	35.0	35.0
Payout %	83.0	77.1	129.6	63.2	80.0	80.0	80.0
Valuation (x)							
P/E	80.4	84.5	132.5	127.7	209.1	39.3	31.6
Cash P/E	73.9	75.9	111.1	108.6	138.1	34.7	28.4
Price/Book Value	14.0	13.4	13.4	12.9	12.7	11.9	11.1
Dividend Yield (%)	0.8	0.7	0.8	0.5	0.9	0.9	0.9
Profitability Ratios (%)							
RoE	18.1	16.2	10.1	10.3	6.1	31.3	36.3

Investment in securities market are subject to market risks. Read all the related documents carefully before investing

Explanation of Investment Rating	
Investment Rating	Expected return (over 12-month)
BUY	>=15%
SELL	< - 10%
NEUTRAL	< - 10 % to 15%
UNDER REVIEW	Rating may undergo a change
NOT RATED	We have forward looking estimates for the stock but we refrain from assigning recommendation

*In case the recommendation given by the Research Analyst is inconsistent with the investment rating legend for a continuous period of 30 days, the Research Analyst shall be within following 30 days take appropriate measures to make the recommendation consistent with the investment rating legend.

Disclosures

The following Disclosures are being made in compliance with the SEBI Research Analyst Regulations 2014 (herein after referred to as the Regulations).

Motilal Oswal Financial Services Ltd. (MOFSL) is a SEBI Registered Research Analyst having registration no. INH000000412. MOFSL, the Research Entity (RE) as defined in the Regulations, is engaged in the business of providing Stock broking services, Depository participant services & distribution of various financial products. MOFSL is a listed public company, the details in respect of which are available on www.motilaloswal.com. MOFSL (erstwhile Motilal Oswal Securities Limited - MOSL) is registered with the Securities & Exchange Board of India (SEBI) and is a registered Trading Member with National Stock Exchange of India Ltd. (NSE) and Bombay Stock Exchange Limited (BSE), Multi Commodity Exchange of India Limited (MCX) and National Commodity & Derivatives Exchange Limited (NCDEX) for its stock broking activities & is Depository participant with Central Depository Services Limited (CDSL) National Securities Depository Limited (NSDL), NERL, COMRIS and CCRL and is member of Association of Mutual Funds of India (AMFI) for distribution of financial products and Insurance Regulatory & Development Authority of India (IRDA) as Corporate Agent for insurance products. Details of associate entities of Motilal Oswal Financial Services Limited are available on the website at <http://onlinereports.motilaloswal.com/Dormant/documents/List%20of%20Associate%20companies.pdf>

MOFSL and its associate company(ies), their directors and Research Analyst and their relatives may; (a) from time to time, have a long or short position in, act as principal in, and buy or sell the securities or derivatives thereof of companies mentioned herein. (b) be engaged in any other transaction involving such securities and earn brokerage or other compensation or act as a market maker in the financial instruments of the company(ies) discussed herein or act as an advisor or lender/borrower to such company(ies) or may have any other potential conflict of interests with respect to any recommendation and other related information and opinions.; however the same shall have no bearing whatsoever on the specific recommendations made by the analyst(s), as the recommendations made by the analyst(s) are completely independent of the views of the associates of MOFSL even though there might exist an inherent conflict of interest in some of the stocks mentioned in the research report.

MOFSL and / or its affiliates do and seek to do business including investment banking with companies covered in its research reports. As a result, the recipients of this report should be aware that MOFSL may have a potential conflict of interest that may affect the objectivity of this report. Compensation of Research Analysts is not based on any specific merchant banking, investment banking or brokerage service transactions. Details of pending Enquiry Proceedings of Motilal Oswal Financial Services Limited are available on the website at <https://galaxy.motilaloswal.com/ResearchAnalyst/PublishViewLitigation.aspx>

A graph of daily closing prices of securities is available at www.nseindia.com, www.bseindia.com. Research Analyst views on Subject Company may vary based on Fundamental research and Technical Research. Proprietary trading desk of MOFSL or its associates maintains arm's length distance with Research Team as all the activities are segregated from MOFSL research activity and therefore it can have an independent view with regards to Subject Company for which Research Team have expressed their views.

Regional Disclosures (outside India)

This report is not directed or intended for distribution to or use by any person or entity resident in a state, country or any jurisdiction, where such distribution, publication, availability or use would be contrary to law, regulation or which would subject MOFSL & its group companies to registration or licensing requirements within such jurisdictions.

For Hong Kong:

This report is distributed in Hong Kong by Motilal Oswal capital Markets (Hong Kong) Private Limited, a licensed corporation (CE AYY-301) licensed and regulated by the Hong Kong Securities and Futures Commission (SFC) pursuant to the Securities and Futures Ordinance (Chapter 571 of the Laws of Hong Kong) "SFO". As per SEBI (Research Analyst Regulations) 2014 Motilal Oswal Securities (SEBI Reg. No. INH000000412) has an agreement with Motilal Oswal capital Markets (Hong Kong) Private Limited for distribution of research report in Hong Kong. This report is intended for distribution only to "Professional Investors" as defined in Part I of Schedule 1 to SFO. Any investment or investment activity to which this document relates is only available to professional investor and will be engaged only with professional investors." Nothing here is an offer or solicitation of these securities, products and services in any jurisdiction where their offer or sale is not qualified or exempt from registration. The Indian Analyst(s) who compile this report is/are not located in Hong Kong & are not conducting Research Analysis in Hong Kong.

For U.S.

Motilal Oswal Financial Services Limited (MOFSL) is not a registered broker - dealer under the U.S. Securities Exchange Act of 1934, as amended (the "1934 act") and under applicable state laws in the United States. In addition MOFSL is not a registered investment adviser under the U.S. Investment Advisers Act of 1940, as amended (the "Advisers Act") and together with the 1934 Act, the "Acts), and under applicable state laws in the United States. Accordingly, in the absence of specific exemption under the Acts, any brokerage and investment services provided by MOFSL, including the products and services described herein are not available to or intended for U.S. persons. This report is intended for distribution only to "Major Institutional Investors" as defined by Rule 15a-6(b)(4) of the Exchange Act and interpretations thereof by SEC (henceforth referred to as "major institutional investors"). This document must not be acted on or relied on by persons who are not major institutional investors. Any investment or investment activity to which this document relates is only available to major institutional investors and will be engaged in only with major institutional investors. In reliance on the exemption from registration provided by Rule 15a-6 of the U.S. Securities Exchange Act of 1934, as amended (the "Exchange Act") and interpretations thereof by the U.S. Securities and Exchange Commission ("SEC") in order to conduct business with Institutional Investors based in the U.S., MOFSL has entered into a chaperoning agreement with a U.S. registered broker-dealer, Motilal Oswal Securities International Private Limited. ("MOSIPL"). Any business interaction pursuant to this report will have to be executed within the provisions of this chaperoning agreement.

The Research Analysts contributing to the report may not be registered /qualified as research analyst with FINRA. Such research analyst may not be associated persons of the U.S. registered broker-dealer, MOSIPL, and therefore, may not be subject to NASD rule 2711 and NYSE Rule 472 restrictions on communication with a subject company, public appearances and trading securities held by a research analyst account.

For Singapore

In Singapore, this report is being distributed by Motilal Oswal Capital Markets (Singapore) Pte. Ltd. ("MOCMSPL") (UEN 201129401Z), which is a holder of a capital markets services license and an exempt financial adviser in Singapore. This report is distributed solely to persons who (a) qualify as "institutional investors" as defined in section 4A(1)(c) of the Securities and Futures Act of Singapore ("SFA") or (b) are considered "accredited investors" as defined in section 2(1) of the Financial Advisers Regulations of Singapore read with section 4A(1)(a) of the SFA. Accordingly, if a recipient is neither an "institutional investor" nor an "accredited investor", they must immediately discontinue any use of this Report and inform MOCMSPL.

In respect of any matter arising from or in connection with the research you could contact the following representatives of MOCMSPL. In case of grievances for any of the services rendered by MOCMSPL write to grievances@motilaloswal.com.

Nainesh Rajani Email: nainesh.rajani@motilaloswal.com

Contact: (+65) 8328 0276

Specific Disclosures

- 1 MOFSL, Research Analyst and/or his relatives does not have financial interest in the subject company, as they do not have equity holdings in the subject company.
- 2 MOFSL, Research Analyst and/or his relatives do not have actual/beneficial ownership of 1% or more securities in the subject company
- 3 MOFSL, Research Analyst and/or his relatives have not received compensation/other benefits from the subject company in the past 12 months
- 4 MOFSL, Research Analyst and/or his relatives do not have material conflict of interest in the subject company at the time of publication of research report
- 5 Research Analyst has not served as director/officer/employee in the subject company
- 6 MOFSL has not acted as a manager or co-manager of public offering of securities of the subject company in past 12 months
- 7 MOFSL has not received compensation for investment banking/ merchant banking/brokerage services from the subject company in the past 12 months
- 8 MOFSL has not received compensation for other than investment banking/merchant banking/brokerage services from the subject company in the past 12 months
- 9 MOFSL has not received any compensation or other benefits from third party in connection with the research report
- 10 MOFSL has not engaged in market making activity for the subject company

The associates of MOFSL may have:

- financial interest in the subject company
- actual/beneficial ownership of 1% or more securities in the subject company at the end of the month immediately preceding the date of publication of the Research Report or date of the public appearance.
- received compensation/other benefits from the subject company in the past 12 months
- any other potential conflict of interests with respect to any recommendation and other related information and opinions.; however the same shall have no bearing whatsoever on the specific recommendations made by the analyst(s), as the recommendations made by the analyst(s) are completely independent of the views of the associates of MOFSL even though there might exist an inherent conflict of interest in some of the stocks mentioned in the research report.
- acted as a manager or co-manager of public offering of securities of the subject company in past 12 months
- be engaged in any other transaction involving such securities and earn brokerage or other compensation or act as a market maker in the financial instruments of the company(ies) discussed herein or act as an advisor or lender/borrower to such company(ies)
- received compensation from the subject company in the past 12 months for investment banking / merchant banking / brokerage services or from other than said services.
- Served subject company as its clients during twelve months preceding the date of distribution of the research report.

The associates of MOFSL has not received any compensation or other benefits from third party in connection with the research report

Above disclosures include beneficial holdings lying in demat account of MOFSL which are opened for proprietary investments only. While calculating beneficial holdings, It does not consider demat accounts which are opened in name of MOFSL for other purposes (i.e holding client securities, collaterals, error trades etc.). MOFSL also earns DP income from clients which are not considered in above disclosures.

Analyst Certification

The views expressed in this research report accurately reflect the personal views of the analyst(s) about the subject securities or issues, and no part of the compensation of the research analyst(s) was, is, or will be directly or indirectly related to the specific recommendations and views expressed by research analyst(s) in this report.

Terms & Conditions:

This report has been prepared by MOFSL and is meant for sole use by the recipient and not for circulation. The report and information contained herein is strictly confidential and may not be altered in any way, transmitted to, copied or distributed, in part or in whole, to any other person or to the media or reproduced in any form, without prior written consent of MOFSL. The report is based on the facts, figures and information that are considered true, correct, reliable and accurate. The intent of this report is not recommendatory in nature. The information is obtained from publicly available media or other sources believed to be reliable. Such information has not been independently verified and no guaranty, representation of warranty, express or implied, is made as to its accuracy, completeness or correctness. All such information and opinions are subject to change without notice. The report is prepared solely for informational purpose and does not constitute an offer document or solicitation of offer to buy or sell or subscribe for securities or other financial instruments for the clients. Though disseminated to all the customers simultaneously, not all customers may receive this report at the same time. MOFSL will not treat recipients as customers by virtue of their receiving this report.

Disclaimer:

The report and information contained herein is strictly confidential and meant solely for the selected recipient and may not be altered in any way, transmitted to, copied or distributed, in part or in whole, to any other person or to the media or reproduced in any form, without prior written consent. This report and information herein is solely for informational purpose and may not be used or considered as an offer document or solicitation of offer to buy or sell or subscribe for securities or other financial instruments. Nothing in this report constitutes investment, legal, accounting and tax advice or a representation that any investment or strategy is suitable or appropriate to your specific circumstances. The securities discussed and opinions expressed in this report may not be suitable for all investors, who must make their own investment decisions, based on their own investment objectives, financial positions and needs of specific recipient. This may not be taken in substitution for the exercise of independent judgment by any recipient. Each recipient of this document should make such investigations as it deems necessary to arrive at an independent evaluation of an investment in the securities of companies referred to in this document (including the merits and risks involved), and should consult its own advisors to determine the merits and risks of such an investment. The investment discussed or views expressed may not be suitable for all investors. Certain transactions -including those involving futures, options, another derivative products as well as non-investment grade securities - involve substantial risk and are not suitable for all investors. No representation or warranty, express or implied, is made as to the accuracy, completeness or fairness of the information and opinions contained in this document. The Disclosures of Interest Statement incorporated in this document is provided solely to enhance the transparency and should not be treated as endorsement of the views expressed in the report. This information is subject to change without any prior notice. The Company reserves the right to make modifications and alternations to this statement as may be required from time to time without any prior approval. MOFSL, its associates, their directors and the employees may from time to time, effect or have effected an own account transaction in, or deal as principal or agent in or for the securities mentioned in this document. They may perform or seek to perform investment banking or other services for, or solicit investment banking or other business from, any company referred to in this report. Each of these entities functions as a separate, distinct and independent of each other. The recipient should take this into account before interpreting the document. This report has been prepared on the basis of information that is already available in publicly accessible media or developed through analysis of MOFSL. The views expressed are those of the analyst, and the Company may or may not subscribe to all the views expressed therein. This document is being supplied to you solely for your information and may not be reproduced, redistributed or passed on, directly or indirectly, to any other person or published, copied, in whole or in part, for any purpose. This report is not directed or intended for distribution to, or use by, any person or entity who is a citizen or resident of or located in any locality, state, country or other jurisdiction, where such distribution, publication, availability or use would be contrary to law, regulation or which would subject MOFSL to any registration or licensing requirement within such jurisdiction. The securities described herein may or may not be eligible for sale in all jurisdictions or to certain category of investors. Persons in whose possession this document may come are required to inform themselves of and to observe such restriction. Neither the Firm, not its directors, employees, agents or representatives shall be liable for any damages whether direct or indirect, incidental, special or consequential including lost revenue or lost profits that may arise from or in connection with the use of the information. The person accessing this information specifically agrees to exempt MOFSL or any of its affiliates or employees from, any and all responsibility/liability arising from such misuse and agrees not to hold MOFSL or any of its affiliates or employees responsible for any such misuse and further agrees to hold MOFSL or any of its affiliates or employees free and harmless from all losses, costs, damages, expenses that may be suffered by the person accessing this information due to any errors and delays.

This report is meant for the clients of Motilal Oswal only.

Investment in securities market are subject to market risks. Read all the related documents carefully before investing.

Registration granted by SEBI and certification from NISM in no way guarantee performance of the intermediary or provide any assurance of returns to investors.

Registered Office Address: Motilal Oswal Tower, Rahimtullah Sayani Road, Opposite Parel ST Depot, Prabhadevi, Mumbai-400025; Tel No.: 022 - 71934200 / 71934263;

www.motilaloswal.com. Correspondence Address: Palm Spring Centre, 2nd Floor, Palm Court Complex, New Link Road, Malad (West), Mumbai- 400 064. Tel No: 022 71881000.

Details of Compliance Officer: Neeraj Agarwal, Email Id: na@motilaloswal.com, Contact No.:022-40548085.

Grievance Redressal Cell:

Contact Person	Contact No.	Email ID
Ms. Hemangi Date	022 40548000 / 022 67490600	query@motilaloswal.com
Ms. Kumud Upadhyay	022 40548082	servicehead@motilaloswal.com
Mr. Ajay Menon	022 40548083	am@motilaloswal.com

Registration details of group entities.: Motilal Oswal Financial Services Ltd. (MOFSL): INZ000158836 (BSE/NSE/MCX/NCDEX); CDSL and NSDL: IN-DP-16-2015; Research Analyst: INH000000412 . AMFI: ARN : 146822. IRDA Corporate Agent – CA0579. Motilal Oswal Financial Services Ltd. is a distributor of Mutual Funds, PMS, Fixed Deposit, Insurance, Bond, NCDs and IPO products.

Customer having any query/feedback/ clarification may write to query@motilaloswal.com. In case of grievances for any of the services rendered by Motilal Oswal Financial Services Limited (MOFSL) write to grievances@motilaloswal.com, for DP to dp grievances@motilaloswal.com.