



THOUGHT LEADERS IN EQUITY

Focused, Process Driven, Ideas Powerhouse

THINK EQUITY. THINK MOTILAL OSWAL.

Veritable Ecosystem in Financial Services

Asset Management

Leaders in PMS & CAT III Long only AIFs

51,333 cr AUM **150+** investee cos

Institutional Equities

Expertise in equity research

250+ companies **21** sectors

300+ reports **38** analysts

2 Overall Sales **2** Execution Team*

3 Domestic Brokerage*

Private Equity Real Estate

Expertise in private placement
and real estate

125+ investments **8** funds **9,940 cr AUM**

Private Wealth

Expertise in wealth
management and distribution

66,444 cr AUM **~5,655 families** **197 RMs**

Housing Finance

Expertise in affordable housing finance

47,136 families **3,777 cr AUM**

111 branches

Investment Banking

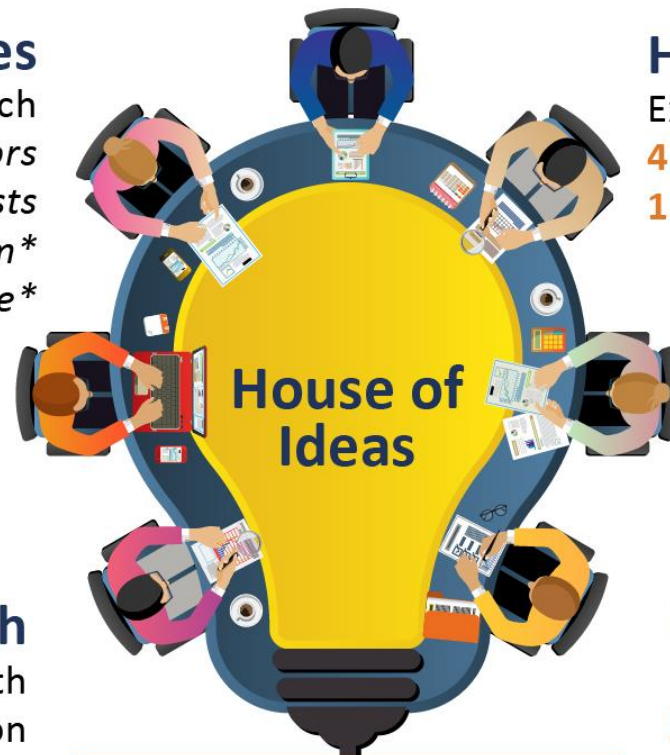
Expertise in capital market deals

20+ team **6** deals in 1QFY24 **3,730 cr**
worth deals

Retail & Distribution

Expertise in advisory and client servicing

3.6mn clients **8,050 franchisees** **1,700 advisors**
Top 3 broking houses in terms of gross
brokerage revenue



We have established experience in arguably
most segments under financial services

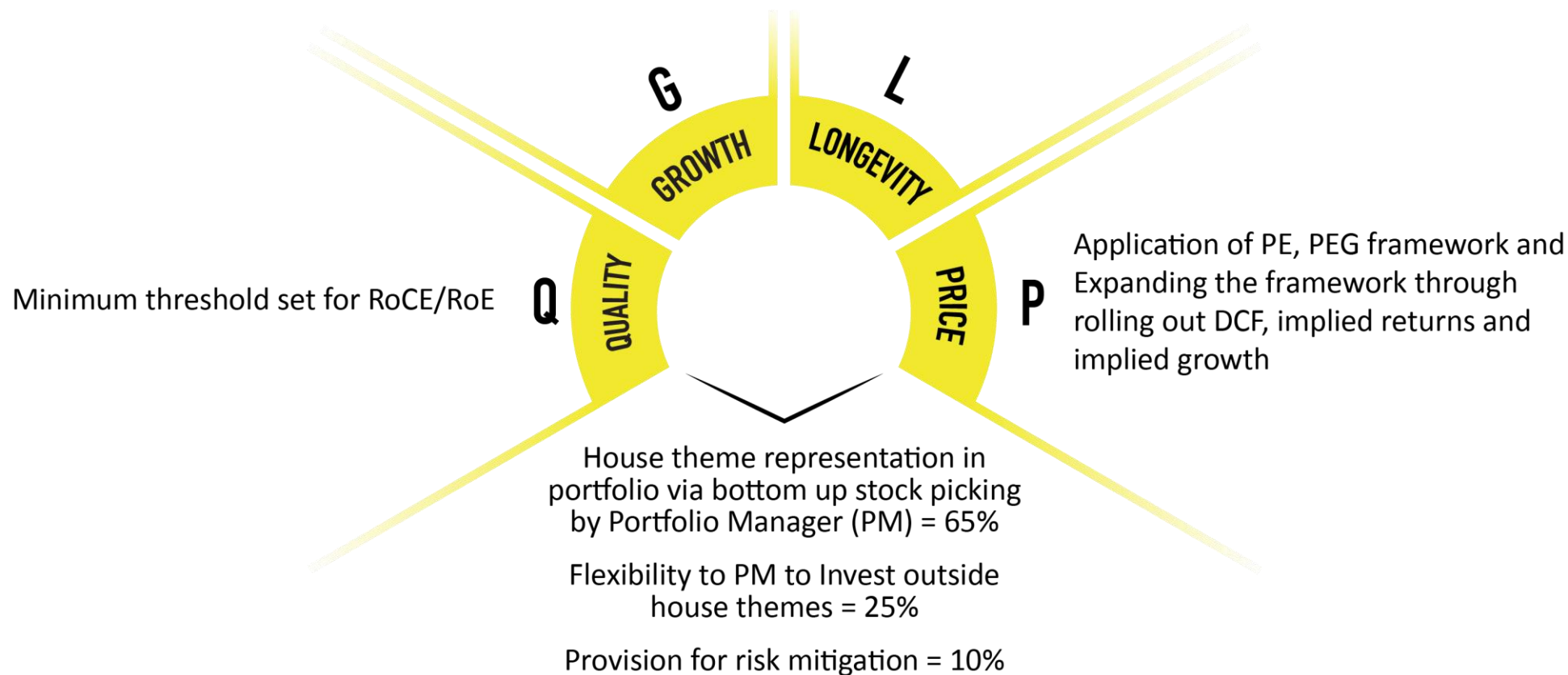
Source: MOAMC Internal, Data as on 30th June, 2023.

*Asiamoney poll 2022

THINK EQUITY. THINK MOTILAL OSWAL.

Disciplined Investing following “Q-G-L-P” Investment Process

Ensuring Longevity of Growth by investing in sustainable themes identified by the Investment team collectively



The above graph/data is used to explain the concept and is for illustration purpose only. The data mentioned herein are for general and comparison purpose only and not a complete disclosure of every material fact. and should not used for development or implementation of an investment strategy. Past performance may or may not be sustained in future.

Risk Management Framework for Consistency & Sustainability of Performance



Stock Weightage & Stock Sizing

Minimum and maximum exposure limits set



Sector Sizing

Limits on sector deviations relative to benchmark



Diversification Strategy

Portfolio size capped up to 35 stocks



Profit Taking / Stop Loss Framework

Proprietary framework for measuring triggers






Stringent Liquidity Framework

Ensuring efficient management for ability to take necessary action

The above graph/data is used to explain the concept and is for illustration purpose only. The data mentioned herein are for general and comparison purpose only and not a complete disclosure of every material fact, and should not used for development or implementation of an investment strategy. Past performance may or may not be sustained in future.

25+ Years of Thought Leadership – Wealth Creation Studies



Skin in the Game



What is at stake?
~6,000+ Cr

Source: MOAMC Internal,



MOTILAL OSWAL

ASSET MANAGEMENT

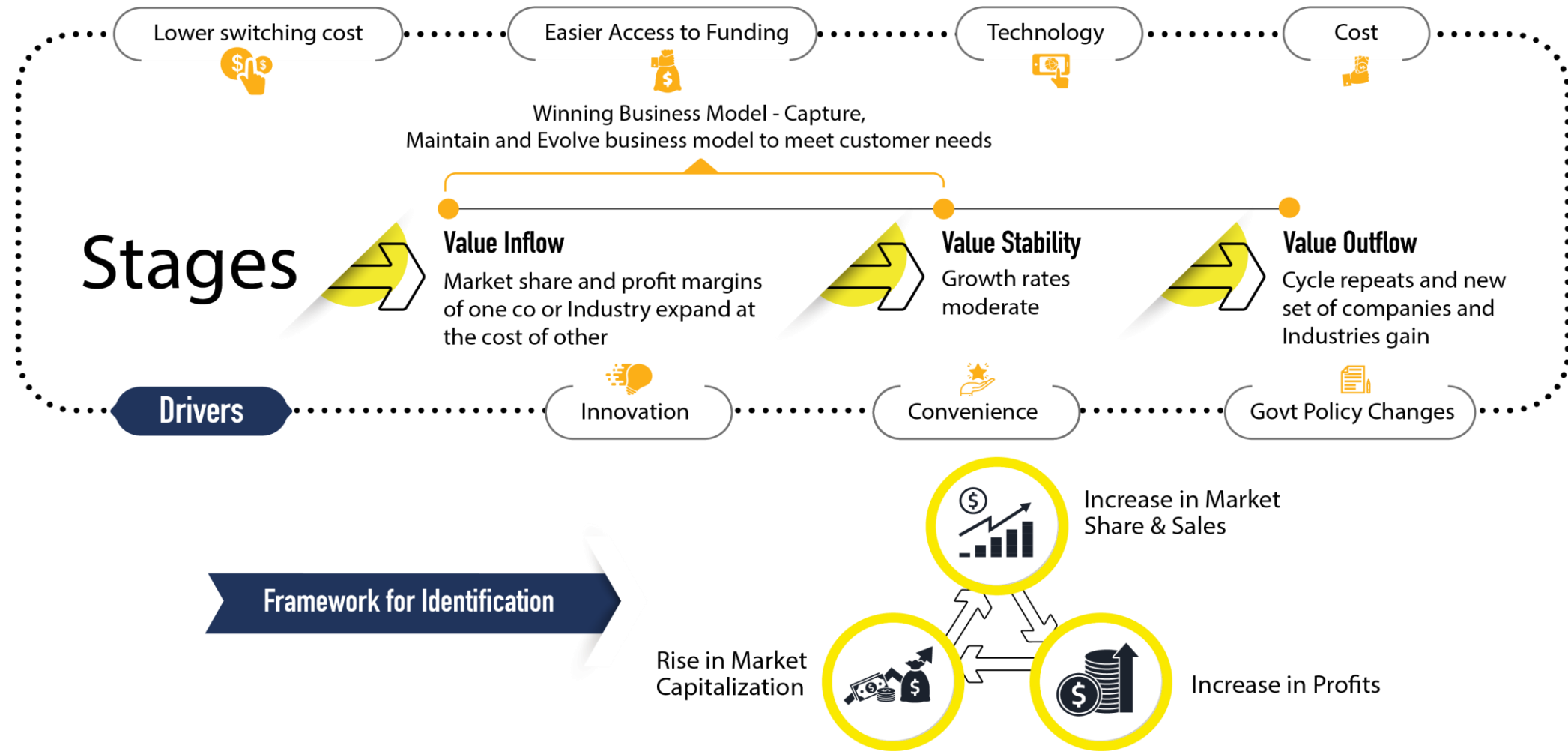


MOTILAL OSWAL BUSINESS OPPORTUNITIES PORTFOLIO

A VALUE MIGRATION THEMED PORTFOLIO

THINK EQUITY. THINK MOTILAL OSWAL.

Value Migration – Stages, Drivers and Identification



Early identification of value migration trends helps in maximizing the investment gains

Source: Motilal Oswal Report “Value Migration 2017. The above graph is used to explain the concept and is for illustration purpose only and should not used for development or implementation of an investment strategy. Past performance may or may not be sustained in future.

Examples of Value Migration

Inter Country Migration From Boston to Bangalore



Industry:
Software

Company:
Infosys

Value Migration (VM) in Play:

- Lower Cost- IT exports have grown from \$8.4 bn in 2002 to ~\$195 bn in 2023. It is expected to reach \$300 bn by 2030.
- Number of IT professionals have grown from ~1mn in 2005 to ~4.5 mn in 2021

Drivers of Value Migration:

- Cost optimization
- Process Excellence
- Human capital leadership

Impact :

- Infosys market cap has grown ~1900x in last 27 years

Inter Industry Migration Physical to Digital



Industry:
Technology

Company:
Zomato

Value Migration (VM) in Play:

- Physical to Digital- Increase in Internet User & Applications. Internet penetration in India has grown from 18% in 2014 to 47% in 2021

Drivers of Value Migration:

- Innovation : Online booking and home delivery
- Technology : AI- powered recommendation, Live Order Tracking

Impact :

- Online food delivery market has grown from \$0.6 bn in 2016 to \$2.9 bn in 2020. It is expected to be \$12.8 bn by 2025.
- Zomato's valuation has grown ~10x in last 7 years

Inter Company & Inter Segmental Migration

Landline to
Mobility
Voice to Data



Industry:
Telecom

Company:
Bharti Airtel

Value Migration (VM) in Play:

- Voice to Data : Internet penetration in India has grown from 18% in 2014 to 47% in 2021
- By 2030, it is expected to further increase to 70%

Drivers of Value Migration:

- Innovation : Shift to 4G and 5G
- Technology
- Rising smartphone penetration
- Low cost : India has 5th lowest mobile data prices. Affordable (sub-INR4000) VoLTE-enabled smartphone penetration

Impact :

- Bharti Airtel market share has increased its market share from 20% in 2005 to ~32% in 2022
- Bharti Airtel share price has grown ~8x since 2005 v/s MTNL which is down 85% in the same time period

The above chart/table is used to explain the concept and is for illustration purpose only. The stocks/sectors may or may not be part of our portfolio/ strategy/ schemes. The data mentioned herein are for general and comparison purpose only and not a complete disclosure of every material fact and should not be used for development or implementation of an investment strategy. Past performance may or may not be sustained in future.

Value Migration Plays in Portfolio

Driver of Value Migration	Industry	Value Migration Portfolio Stocks
Traditional to Renewables	Power	Suzlon, Inox Wind
Physical to Digital	Technology	Zomato
Make in India	Capital Goods & Industrial Consumables	BEL, Welspun Corp
Unorganized to Organized	Urbanization - Retail	Kalyan Jewellers

Source: MOAMC Internal Research Disclaimer: The Stocks mentioned above are used to explain the concept and is for illustration purpose only and should not be used for development or implementation of any investment strategy. It should not be construed as investment advice to any party. The stocks may or may not be part of our portfolio/strategy/ schemes. Past performance may or may not be sustained in future

Portfolio Mix at Glance

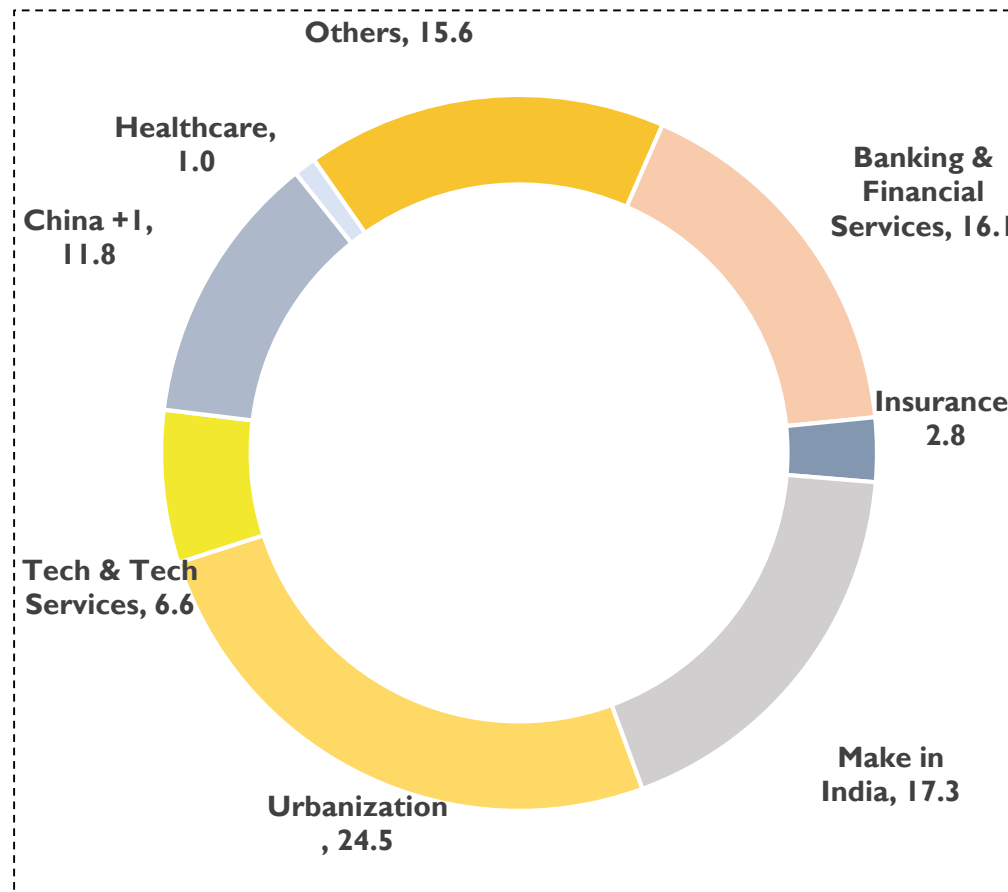
Others	Suzlon
	Inox Wind
	NTPC
	L T Foods

Healthcare	Global Health
-------------------	---------------

China +1	Gokaldas Exports
	Archean Chemicals
	Gujarat Flurochemicals

Tech & Tech Services	Information Technology
	eMudhra
	New Age Tech
	Zomato

Urbanization	Kalyan Jewellers
	Blue Star
	Phoenix Mills
	Trent
	Prestige Estate Projects



BFS	Banks
	IndusInd Bank
	Lenders
	IDFC Ltd
	Capital Markets
	BSE Ltd
MCX India	
Angel One	

Insurance	Religare Enterprises
------------------	----------------------

Make in India	Industrials
	Apar Industries
	Larsen & Toubro
	Amber Enterprises
	Welspun Corp
Defense	
Bharat Electronics Limited	

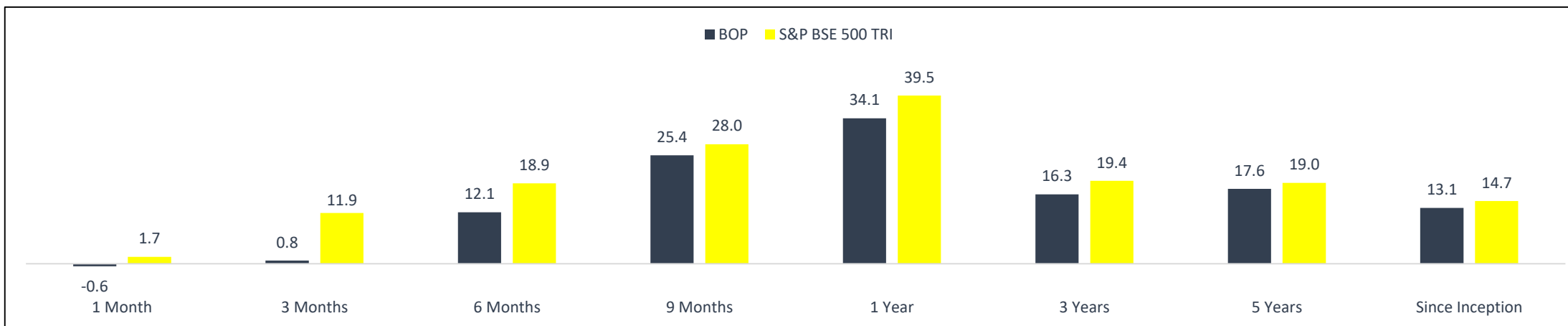
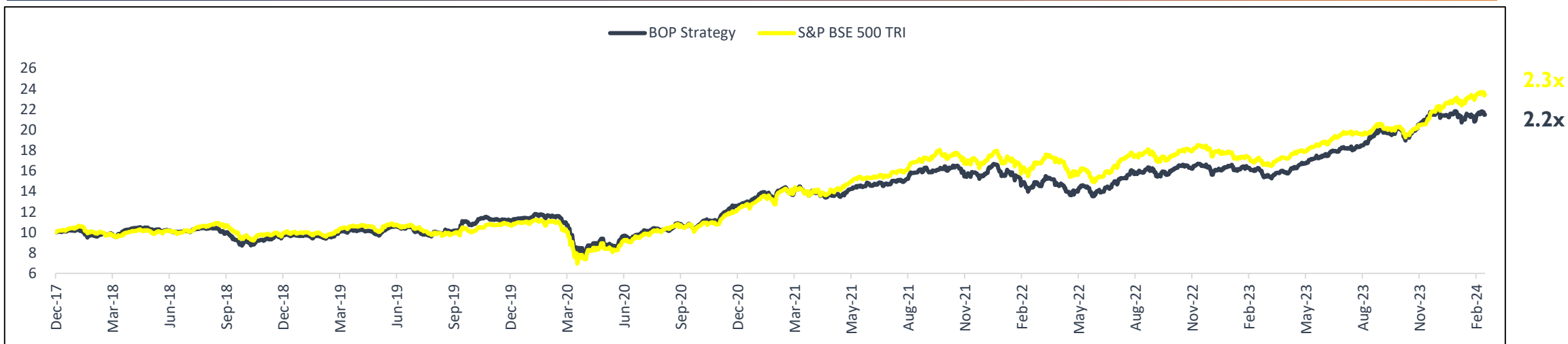
Data as on 29-Feb,2024. Refer to Disclaimers

Portfolio Quants

Delivered		Expected		
	BOP		BOP	BSE 500
2QFY24 EPS Growth	31%	Q: FY26 RoE	11%	16%
TTM 2QFY24 EPS Growth	52%	G:TTM-FY26E EPS Growth	29%	16%
		P: PEG	1.2x	1.6x

Data as of 29th February, 2024 Source: Factset Consensus Estimates. Disclaimer: The above table is an illustration of a stated example and not actual performance of any scheme. The above is for representation purpose only and should not be used for development or implementation of an investment strategy. Past performance may or may not be sustained in future. Stocks may or may not be forming part of the portfolio and Portfolio Manager can exit said stocks without notice.

Portfolio Performance



BOP Strategy Inception Date: 18th Dec 2017; Data as on 29th February 2024; Data Source: MOAMC Internal Research; Please Note: Returns up to 1 year are absolute & over 1 year are Compounded Annualized. Returns calculated using Time Weighted Rate of Return (TWRR) at an aggregate strategy level. The performance related information is not verified by SEBI. For the relative performance of a particular Investment Approach to other Portfolio Managers within the selected strategy, please refer APMI website ([click here](#)). Under PMS Provider Name, please select Motilal Oswal Asset Management Company and select your Investment Approach Name for viewing the stated disclosure. The data for the previous month is usually available on the APMI portal on or after the 7th business day of the current month. All portfolio related holdings and sector data provided above is for model portfolio. Returns & Portfolio of client may vary vis-à-vis as compared to Investment Approach aggregate level returns due to various factors viz. timing of investment/ additional investment, timing of withdrawals, specific client mandates, variation of expenses charged & dividend income. Past performance may or may not be sustained in future and should not be used as a basis for comparison with other investments.

THINK EQUITY. THINK MOTILAL OSWAL.



Fund Manager



Abhishek Anand

- ❖ Abhishek Anand brings 20+ years of experience in financial services/equity
- ❖ Prior to joining MOAMC, he has had a stellar career with Centrum spanning more than a decade – starting as an analyst and up to fund manager
- ❖ He has an experience of ~10 years as a portfolio manager
- ❖ Previous Organizations : SBI Capital, Dun&Bradstreet, Centrum Wealth Management and Centrum Broking



Vaibhav Agrawal

- ❖ Vaibhav Agrawal is currently managing **~10,000Cr\$ AUM** at Motilal Oswal AMC across alternate products
- ❖ He has also **managed a proprietary PMS** and has over a decade in stock picking and **generating index beating returns**
- ❖ He has worked as a ratings analyst at CRISIL and investment analyst at Motilal Oswal AMC
- ❖ He holds a bachelors in Computer Science from the University of Pennsylvania and an MBA from London Business School

HI-QUALITY HI-GROWTH BENEFIT FROM BOTH

Motilal Oswal's investing process builds Hi-Quality & Hi-Growth portfolios.

Our **process**. Your **success**.

THINK **EQUITY**
THINK **MOTILAL OSWAL**

MOTILAL OSWAL
ASSET MANAGEMENT

The term 'Hi-Quality and Hi-Growth Portfolios' refer to Motilal Oswal AMC's defined fund management processes based on internal qualitative and quantitative research parameters & not be construed as investment advice to any party.

Disclaimer

Disclaimer: This presentation has been prepared and issued on the basis of internal data, publicly available information and other sources believed to be reliable. The information contained in this document is for general purposes only and not a complete disclosure of every material fact and terms and conditions. The information / data herein alone is not sufficient and shouldn't be used for the development or implementation of an investment strategy. It should not be construed as investment advice to any party. All opinions, figures, charts/graphs, estimates and data included in this presentation are as on date and are subject to change without notice. While utmost care has been exercised while preparing this document, Motilal Oswal Asset Management Company Limited does not warrant the completeness or accuracy of the information and disclaims all liabilities, losses and damages arising out of the use of this information. The statements contained herein may include statements of future expectations and other forward-looking statements that are based on our current views and assumptions and involve known and unknown risks and uncertainties that could cause actual results, performance or events to differ materially from those expressed or implied in such statements. Readers shall be fully responsible /liable for any decision taken on the basis of this presentation. No part of this document may be duplicated in whole or in part in any form and/or redistributed without prior written consent of the Motilal Oswal Asset Management Company Limited. Readers should before investing in the Scheme make their own investigation and seek appropriate professional advice. • Investments in Securities are subject to market and other risks and there is no assurance or guarantee that the objectives of any of the strategies of the Portfolio Management Services will be achieved. • Clients under Portfolio Management Services are not being offered any guaranteed/assured returns. • Past performance of the Portfolio Manager does not indicate the future performance of any of the strategies. • The name of the Strategies do not in any manner indicate their prospects or return. • The investments may not be suited to all categories of investors. • The material is based upon information that we consider reliable, but we do not represent that it is accurate or complete, and it should not be relied upon as such. • Neither Motilal Oswal Asset Management Company Ltd. (MOAMC), nor any person connected with it, accepts any liability arising from the use of this material. The recipient of this material should rely on their investigations and take their own professional advice. • Opinions, if any, expressed are our opinions as of the date of appearing on this material only. While we endeavor to update on a reasonable basis the information discussed in this material, there may be regulatory, compliance, or other reasons that prevent us from doing so. • The Portfolio Manager is not responsible for any loss or shortfall resulting from the operation of the strategy. • Recipient shall understand that the aforementioned statements cannot disclose all the risks and characteristics. The recipient is requested to take into consideration all the risk factors including their financial condition, suitability to risk return, etc. and take professional advice before investing. As with any investment in securities, the Value of the portfolio under management may go up or down depending on the various factors and forces affecting the capital market. Disclosure Document shall be obtained and read carefully before executing the PMS agreement. • Prospective investors and others are cautioned that any forward - looking statements are not predictions and may be subject to change without notice. • For tax consequences, each investor is advised to consult his / her own professional tax advisor. • This document is not for public distribution and has been furnished solely for information and must not be reproduced or redistributed to any other person. Persons into whose possession this document may come are required to observe these restrictions. No part of this material may be duplicated in any form and/or redistributed without MOAMCs prior written consent. • Distribution Restrictions – This material should not be circulated in countries where restrictions exist on soliciting business from potential clients residing in such countries. Recipients of this material should inform themselves about and observe any such restrictions. Recipients shall be solely liable for any liability incurred by them in this regard and will indemnify MOAMC for any liability it may incur in this respect.

Custodian: Deutsche Bank A.G. | Auditor: BDO India LLP | Depository: Central Depository Services Ltd Portfolio Manager: Motilal Oswal Asset Management Company Ltd. (MOAMC) | SEBI Registration No. : INP 000000670 THINK EQUITY THINK MOTILAL OSWAL For any PMS queries please call us on +91 81086 22222 / 022-4054 8002 (press 2 for PMS) or write to pmsquery@motilaloswal.com or visit www.motilaloswalmf.com

THANK YOU



THINK EQUITY. THINK MOTILAL OSWAL.