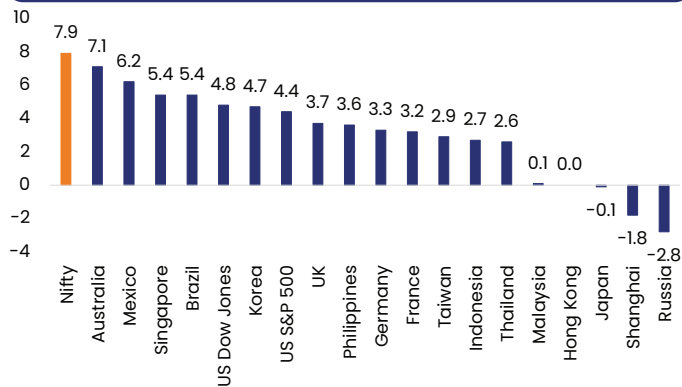


Market Update

December was a strong month for equity markets globally in what is usually termed as a "Santa Claus" rally. Indian markets emerged as the best-performing market with benchmark Nifty gaining a strong 7.9%. Broader markets also gained in line, with the S&P BSE Midcap and S&P BSE SmallCap250 gaining 7.5% & 6.4% respectively. It was a broad-based rally with all sectoral indices ending in green. Momentum was very strong in Power, PSU and oil & gas sectors with gains of 18%, 15% and 12% respectively. FIIs remained positive for the month with net inflows of USD 7.9 billion. This significant uptick in FPI inflows can be attributed to the strong show the ruling BJP party had at the recently concluded state elections and the US Federal Reserve's dovish stance at the December policy. Domestic Institutional Investors (DIIs) saw continued net inflows of USD 1.6 billion.

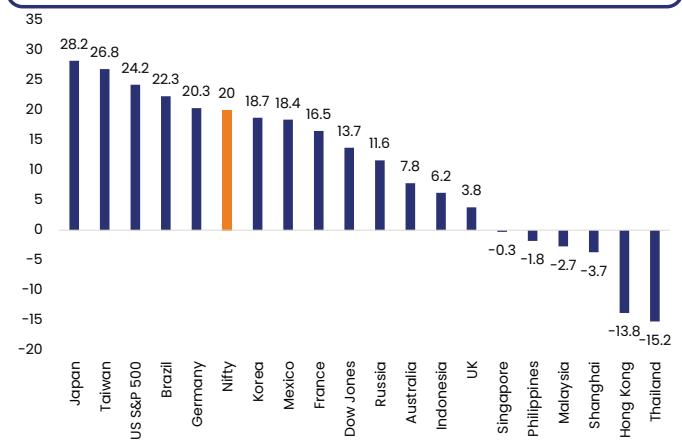
With this performance Indian markets have delivered 20% returns for CY23 and are amongst the best performing emerging markets. Though India is supposed to be benefitting from the China+1 shift, surprisingly other beneficiaries like Malaysia, Philippines and Thailand had a negative 2023. Chinese equities also ended with negative returns in 2023.

Global and regional indices 1 Month performance (%)



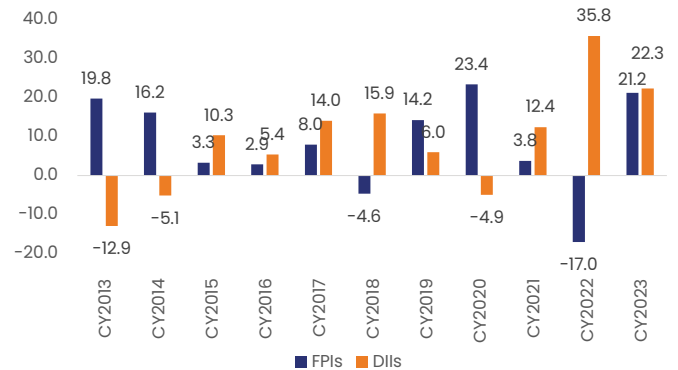
Source: Bloomberg, Kotak Institutional Equities (Data as on December 29, 2023 in Local Currency)

Global and regional indices 1 Year (CY 2023) performance (%)



Source: Bloomberg, Kotak Institutional Equities (Data as on December 29, 2023 in Local Currency)

FIIs/DIIs Inflows



Source: Bloomberg, Kotak Institutional Equities (Data as on December 29, 2023 in USD Billions)

Macro Update

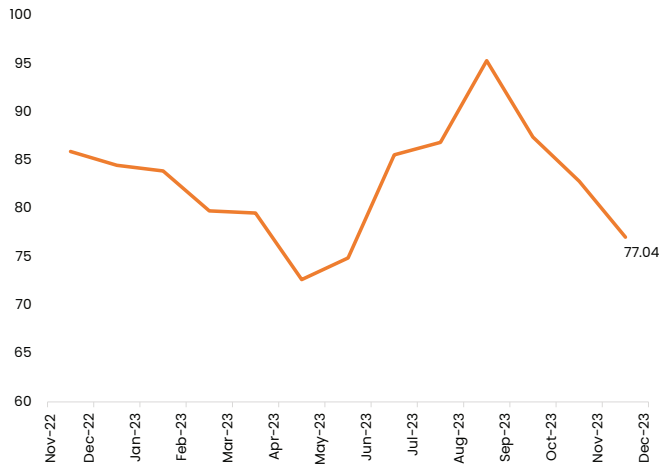
The RBI, as expected, maintained the status quo on rates and kept their stance unchanged, while the Fed held rates at 5.25%-5.5% for a third straight time and laid out the timeline for rate cuts in 2024.

On the domestic macro front, India's CPI inflation for November'23 month came marginally higher at 5.50% YoY vs. 4.87% YoY in October'23, largely due to higher vegetable prices. WPI inflation, which had been negative for the last seven months, rose in November due to higher food prices at 0.26% vs. -0.52% in October'23. IIP growth accelerated to 16 months high of 11.7% in October'23 vs. 5.8% in September'23 mainly due to double-digit growth in manufacturing, power and mining sectors' output.

India's merchandise trade deficit narrowed to \$20.58 billion in November from \$31.46 billion in October, largely due to decline in imports in November to USD 54.48 bn from USD 65.03 bn in October. November exports recorded a marginal uptick to USD 33.9 bn from USD 33.6 bn in October. GST collection rose 10% YoY to INR 1.64 lakh crore in December'23. The INR was stable and closed at ~83.2. India G-sec yield remained stable and was flat at 7.2% during the month. Brent crude corrected sharply to USD 77 per barrel.

FY period: April-Mar, CPI: Consumer Price Index, WPI: Wholesale Price Index FI: Foreign Institutional Investors, GST: Goods & Services Tax, DI: Domestic Institutional Investors Fed: US Federal Reserve, IIP: Index of Industrial Production, GSec: Government of India Dated Securities, GOI: Government of India, FDI: Foreign Direct Investment, CAD: Current Account Deficit, YTD: Year To Date, CY: Calendar Year, WTI: West Texas Intermediate, UPI: Unified Payments Interface. Inflation numbers released with 1 month lag, Core Sector number released with 1 month lag, IIP number released with 2 months lag.

Brent Crude



Market Outlook

Indian markets are entering CY24 on a high note and with a high base. India has been amongst the best performing markets and is at all time high levels. The obvious question in everyone's mind is what next? Will the party continue or mean revision play out or on the current base India can be a relative underperformer?

Views for 2024:

Everything seems to be going right for India at present. GDP growth is trending over 7% and the outlook for the next few years continues to be strong. The probability of continuity of the same government in the elections to be held in 2024 is very high. This will make India the only large democracy with the same PM for 15 years at a stretch, highlighting continuity of policies and growth focus. Corporate profitability has been good, and the outlook remains positive.

From a global perspective, crude oil prices have corrected below \$80 per barrel, despite the war in West Asia. We believe that a combination of higher US shale oil production,

benign demand growth, attractive renewable energy prices and huge innovation related disruption like EVs, hydrogen, etc.; will ensure that oil prices stay meaningfully soft over the medium to long term.

Inflation globally seems to have peaked and interest rates are likely to start their downward trajectory sooner than expected. The 10-year US yields are already down to 3.9% levels after hitting a high of 5% only two months back. Global growth though will take some time to revive, though here also the bottom seems to have been made.

Indian equity markets however seem to have already factored in quite a bit of these. There is a bit of over exuberance, particularly in theme related sectors, IPOs, non-banking PSUs, penny stocks and possible turnaround stories. While being optimistic on Indian equity markets, we would sum our views as follows:

1. Returns from Indian equities are likely to be more moderate than in the recent past. Low to middle teen returns are more likely.
2. Volatility and wild swings have and will continue to be a part of equity markets.
3. Story-based and momentum-based investing might look exciting but will probably end sour.

Abakkus Emerging Opportunities Approach

PMS Strategy

Abakkus
Believe in the Basics

January 2024

Portfolio Update

The fund continues to focus on our philosophy of fundamental based investing. The returns of the fund lagged this month as some of our key holdings took a breather. Over one year, the fund is up 52.4% which is almost double of market returns. Since inception, the fund has delivered a huge 212.1%, almost double that of the benchmark at 110.8%.

During the month we made fresh investment in an auto ancillary company which is into manufacturing of pistons and valves. This company has recently made two acquisitions with a clear intention of getting into the EV ecosystem. Going ahead company intends to use its current 800 crs net cash to make further inroads in the EV space. At just 10x forward earnings we believe valuations are in our favour for this investment which is zero debt high margin and ROCE generating company.

Portfolio Performance as on December 31, 2023

Period	1 Month (%)	3 Months (%)	6 Months (%)	1 Year (%)	2 Years (%)	3 Years (%)	Since Inception CAGR (%)	Since Inception Absolute (%)	FY24 YTD (%)	CY23 YTD (%)
Abakkus Emerging Opportunities Approach	3.5	9.3	28.0	52.4	20.6	38.1	40.5	212.1	55.8	52.4
S&P BSE 500 TRI	8.0	12.4	18.5	26.6	15.2	20.4	25.2	110.8	34.1	26.5

**Unaudited Performance data for Portfolio Manager and Investment Approach provided hereunder is not verified by any regulatory authority and Past performance may or may not sustain in the future. The performance is based on TWRR as on December 31, 2023. Inception Date is August 26, 2020. As per SEBI guidelines, returns are net of all expenses and investor returns may differ, based on their period of investment, fee structure and point of capital flows.

Please note that performance of your portfolio may vary from that of other investors and that generated by the Investment Approach across all investors because of

1) the timing of inflows and outflows of funds; and

2) differences in the portfolio composition because of restrictions and other constraints.

As per SEBI circular SEBI/HO/IMD/IMD-PoD-2/P/CIR/2022/172 dated December 16, 2022, the comparison of the relative performance of the investment approach with other portfolio managers is available at <https://www.apmiindia.org/apmi/IACompare.htm?action=iacomaprepage>

Top 5 Sector Classification as on December 31, 2023

Sector	Asset %
INDUSTRIALS	31.9
NBFC	19.7
CONSUMER DISCRETIONARY	17.5
BANKS	10.5
HEALTH CARE	5.5

Securities/sectors quoted are for illustration only and not recommendatory

Top 10 Holdings as on December 31, 2023*

JINDAL STAINLESS LIMITED	PNB HOUSING FINANCE LIMITED
ION EXCHANGE INDIA LIMITED	UJJIVAN FINANCIAL SERVICES LIMITED
ANUP ENGINEERING LIMITED	IIFL FINANCE LIMITED
FEDERAL BANK LIMITED	STYLAM INDUSTRIES LIMITED
SARDA ENERGY AND MINERALS LIMITED	IDFC LIMITED

*The current portfolio holdings may or may not be a part of the future portfolio Holdings and may or may not be a part of all client portfolios.

About Us

Abakkus Asset Manager LLP ("Abakkus") is registered as a Portfolio Manager with SEBI under SEBI (Portfolio Managers) Regulations, 2020 as amended from time to time and the Circulars and Guidelines issued there under from time to time vide SEBI Reg. No.: INP000006457 dated March 14, 2019 and as an Investment Advisor under SEBI (Investment Advisors) Regulations, 2013 as amended from time to time and the Circulars and Guidelines issued there under from time to time vide SEBI Reg. No.: INA000015729 dated February 03, 2021.

Abakkus is also the Investment Manager to Abakkus Growth Fund, a SEBI registered Category III AIF vide SEBI Reg. No.: IN/AIF3/18-19/0550 dated June 05, 2018, India-Ahead Venture Trust, a SEBI registered Category I AIF vide SEBI Reg. No.: IN/AIF1/21-22/0976 dated January 25, 2022, India-Ahead Private Equity Trust, a SEBI registered Category II AIF vide SEBI Reg. No.: IN/AIF2/21-22/0980 dated January 27, 2022, Abakkus India Equity Fund, a SEBI registered Category III AIF vide SEBI Reg. No.: IN/AIF3/23-24/1326 under SEBI (Alternative Investment Fund) Regulations, 2012 as amended from time to time and the Circulars and Guidelines issued there under from time to time collectively referred as the SEBI Registered Intermediary.

The branch office of Abakkus situated at IFSC-GIFT City is registered with the IFSCA as Registered FME (Non-retail) (IFSCA/FME/II/2022-23/041) under IFSCA (Fund Management) Regulations, 2022.

Disclaimer and Disclosures

This website/email/document is confidential and is intended only for the personal use of the prospective investors/contributors (herein after referred as the Clients) to whom it is addressed or delivered and must not be reproduced or redistributed in any form to any other person without prior written consent of Abakkus. This website/email/document does not purport to be all-inclusive, nor does it contain all of the information which a prospective investor may desire. This website/email/document is neither approved, certified nor its contents is verified by SEBI.

Abakkus retains all the rights in relation to all information contained in the website/email/document(s) and to update the same periodically or otherwise from time to time. The website/email/document is neither a general offer nor solicitation to avail the service of investment from the SEBI Registered Intermediary under the services offered by Abakkus/Fund nor is it an offer to sell or a generally solicit an offer to become an investor in the services offered by the Abakkus/Fund. The delivery of this email/document at any time does not imply that information herein is correct as of any time subsequent to its date. The contents of this website/email/document are provisional and may be subject to change. In the preparation of the material contained in this website/email/document, Abakkus has used information that is publicly available, certain research reports including information developed in-house. Abakkus warrants that the contents of this website/email/document are true to the best of its knowledge, however, assume no liability for the relevance,

accuracy or completeness of the contents herein.

Abakkus declares that the data and analysis provided shall be for informational purposes. The information contained in the analysis shall be obtained from various sources and reasonable care would be taken to ensure sources of data to be accurate and reliable. Abakkus will not be responsible for any error or omission in the data or for any losses suffered on account of information contained in the analysis. While the Abakkus will take due care to ensure that all information provided is accurate however the Abakkus neither guarantees/warrants the sequence, accuracy, completeness, or timeliness of the report. Neither the Abakkus nor its affiliates or their partners, directors, employees, agents, or representatives, shall be responsible or liable in any manner, directly or indirectly, for views or opinions expressed in this analysis or the contents or any systemic errors or discrepancies or for any decisions or actions taken in reliance on the analysis. Abakkus does not take any responsibility for any clerical, computational, systemic, or other errors in comparison analysis.

There can be no assurance that future results, performance or events will be consistent with the information provided in this document and the past performance, if any is not the guarantee of the future/assured performance. Any decision or action taken by the recipient/visitor of this website/email/document based on this information shall be solely and entirely at the risk of the recipient/visitor of the website/email/document. The distribution of this information in some jurisdictions may be restricted and/or prohibited by law, and persons into whose possession this information comes should inform themselves about such restriction and/or prohibition and observe any such restrictions and/or prohibition. Unauthorized disclosure, use, publication, dissemination or copying (either whole or partial) of this information, is prohibited. Abakkus shall not treat recipient/user as a client by virtue of his receiving/using the contents of the document in full or part. Neither the Abakkus nor its affiliates, directors, partners, employees, agents, or representatives, shall be responsible or liable in any manner, directly or indirectly, for the contents or any errors or discrepancies herein or for any decisions or actions taken in reliance on the information. The person accessing this information specifically agrees to exempt/absolve the Abakkus or any of its affiliates or employees from, any and all responsibility/liability arising from such misuse/improper/illegal use and agrees not to hold the Abakkus or any of its affiliates or employees responsible for any such misuse/improper/illegal use and further agrees to hold the Abakkus or any of its affiliates or employees free and harmless from all losses, costs, damages, expenses that may be suffered by the person accessing this information due to any errors and delays.

Abakkus (including its affiliates) and any of its Partners, officers, employees, and other personnel will not accept any liability, loss, damage of any nature, including but not limited to direct, indirect, punitive, special, exemplary, consequential, as also any

loss of profit in any way arising from the use of this website/email/document or any information in any manner whatsoever. This website/email/document may include certain forward-looking words, statements and scenario which contain words or phrases such as “believe”, “expect”, “anticipate”, “estimate”, “intend”, “plan”, “objective”, “goal”, “project”, “endeavor” and similar expressions or variations of such expressions that are forward-looking statements, words, and scenario. Actual results may differ materially from those suggested by the forward-looking statements due to risks, uncertainties, or assumptions. Abakkus takes no responsibility of updating any data/information.

The contents of this website/email/document cannot be copied, reproduced, in whole or in part or otherwise distributed without prior written approval of the Abakkus.

Prospective investors/clients are advised to review this website/email/document, the Private Placement Memorandum/Disclosure Document, the Contribution Agreement/Client Agreement, representations and presentation(s) and other related documents carefully and in its entirety and seek clarification wherever required from the SEBI Registered Intermediary/Abakkus. Prospective investors should make an independent assessment, and consult their own counsel, business advisor and tax advisor as to legal, business and tax related matters concerning this document and the other related documents before becoming investing with /though the Abakkus/in the Fund.

The information contained in this website/email/document has been prepared for general guidance and does not constitute a professional advice/assurance and no person should act upon any information contained herein without obtaining specific professional advice/Assurance. Neither the Abakkus nor its Affiliates or advisors would be held responsible for any reliance placed on the content of this document or for any decision based on it. Each existing/prospective client, by accepting delivery of this document agrees to the foregoing. The Investment portfolio are subject to several risk factors including but not limited to political, legal, social, economic, and overall market risks. The recipient alone shall be fully responsible/are liable for any decision taken on the basis of this document. Abakkus, its partners, employees, PMS clients, AIF scheme(s), Advisory clients may have existing exposure to the stocks that form part of the PMS portfolio/Advisory portfolio/AIF scheme(s). Further, in view of the investment objective/strategy of the PMS /Advisory and AIF scheme(s) there may be situations where Abakkus may be selling a stock which is part of the PMS portfolio/Advisory portfolio/AIF scheme as the case may be.

Abakkus (including its affiliates) may offer services in nature of advisory, consultancy, portfolio management, sponsorship of funds, investment management of funds which may conflict with each other.

Abakkus operates from within India and is subject to Indian laws and any dispute shall be resolved in the courts of Mumbai, Maharashtra only.

Alternative Investment Fund

As per SEBI Circular No. SEBI/HO/IMD/DF6/CIR/P/2020/24 dated February 05, 2020, details of industry benchmark and AIF level performance versus Benchmark Reports are available at <https://www.nseindia.com/products-services/aif-benchmark-report> & <https://www.crisil.com/en/home/what-we-do/financial-products/alternate-investment-funds-benchmarks.htm>

Compliance Officer details under AIF:

Mr. Biharilal Deora, Tel: 022-68846600
For Queries/Grievances -
Email – complianceteam@abakkusinvest.com

Portfolio Management Services:

You may refer the Disclosure Document available at <https://abakkusinvest.com/regulatory-disclosure/> for detailed disclosures.

As per SEBI circular SEBI/HO/IMD/IMD-PoD-2/P/CIR/2022/172 dated December 16, 2022, the comparison of the relative performance of the investment approach with other portfolio managers is available at <https://www.apmiindia.org/apmi/IACompare.htm?action=iacomaprepape>

Principal Officer and Compliance Officer Details under PMS:

Principal Officer: Mr. Aman Chowhan, Tel: 022-68846600
Compliance Officer: Mr. Biharilal Deora, Tel: 022-68846600

Investment Advisory Services:

You may refer the Disclosure Document available at <https://abakkusinvest.com/regulatory-disclosure/>

Principal Officer and Compliance Officer Details under IA:

Principal Officer: Mr. Biharilal Deora, Tel: 022-68846600
Compliance Officer: Mr. Lijo Varghese, Tel: 022-68846600

Contact Us:

Website: www.abakkusinvest.com
Email: info@abakkusinvest.com
Tel: 022-68846600

Corporate and Registered Address:

Abakkus Corporate Center, 6th Floor, Param House, Shanti Nagar, Near Grand Hyatt, Off Santacruz Chembur Link Road, Santacruz East, Mumbai – 400055.
LLPIN: AAM-2364;