



## **Renaissance Investment Managers**

Dear Investors,

India growth story – just keeps getting better

India's Q2FY24 GDP growth at 7.6% YoY (post 7.8% in Q1FY24) was significantly ahead of consensus estimates. Given the performance in H1FY24, we believe most economists would upward revise their growth estimates for FY24. As can be seen in the table below, gross fixed capital formation (GFCF) has been the torch bearer of GDP growth for last several quarters. Accelerated pace of government spending coupled with strong growth in private sector and household capex has been the contributor of growth in GFCF.

#### Quarterly real GDP growth (%)

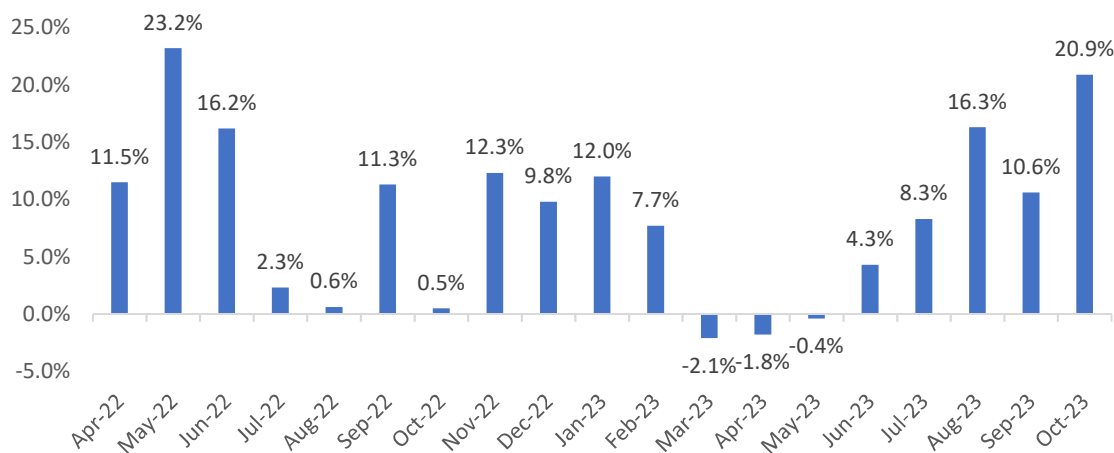
(% YoY)	Jun-22	Sep-22	Dec-22	Mar-23	Jun-23	Sep-23
<b>GDP</b>	<b>13.1</b>	<b>6.2</b>	<b>4.5</b>	<b>6.1</b>	<b>7.8</b>	<b>7.6</b>
Final Consumption Expenditure	16.5	6.6	1.8	2.7	4.9	4.3
Private	19.8	8.3	2.2	2.8	6.0	3.1
Government	1.8	-4.1	-0.6	2.3	-0.7	12.4
Gross Fixed Capital Formation	20.4	9.6	8.0	8.9	8.0	11.0
Change in stocks	7.5	-2.6	-0.1	5.9	3.9	11.6
Valuables	58.7	-19.5	-38.0	-23.4	-21.0	-4.0
Exports of Goods and Services	19.6	12.2	11.1	11.9	-7.7	4.3
Import of Goods and Services	33.6	23.1	10.7	4.9	10.1	16.7
Discrepancies	113.4	-51.8	-52.4	2.9	-190.2	-251.5

Source: CEIC

We believe, India is just in its first phase of capex cycle resumption. Going ahead, we believe the cycle is likely to be far more broad-based thereby driving further momentum over the next couple of years. Our confidence stems from the fact that a sizeable amount of investments under the PLI scheme is yet to trickle in over the next 2-3 years. Additionally, government tax collections continue to remain robust implying a positive outlook on government capex spending. However, one should be cognizant that there could be short term intermittent volatility in the government capex over next 6 months as central elections are due in the country.

More importantly, one of the large capex intensive sector which hitherto was lack lustrous, is now showing signs of sharp revival. The reference is to the Power sector. As can be seen from the chart below, India has seen a sharp jump in electricity demand over the last few months. As manufacturing industry witnesses' strong growth, electricity demand is only going to inch up in future. While India has invested massive amounts of money in adding over 100GW of renewable energy in last 5 years, thermal capacity addition has meagre at ~20GW. The same has led to sharp increase in merchant power prices as well. Going ahead, we expect the thrust to further increase in renewable energy. However, thermal sector cannot be ignored for now. The power minister has urged both Public and private sector utilities to invest in creating new power capacities. Additionally, the government is also working closely to revive stress/ ailing power capacities in the country. We expect new orders of over 120GW/ 50GW of renewable/ thermal capacities over the next 4 years. This would be supplemented with billions of dollars of capex on the T&D side as well.

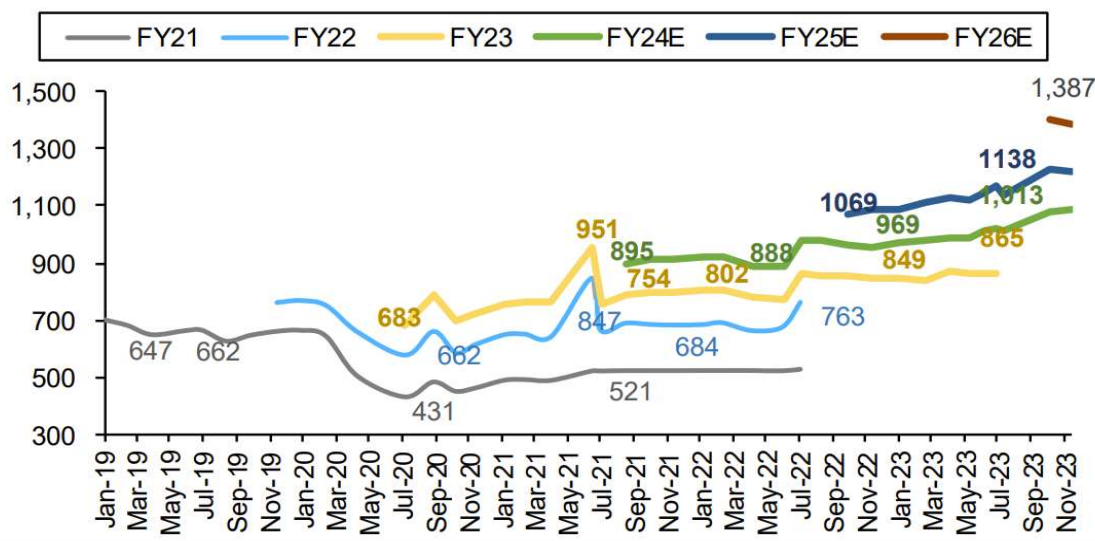
## India Power Demand growth (%)



Source: CEA

There seems to be an increasing confidence that the fight against inflation has reached its climax. In fact, contrary to popular opinion that existed 4-6 months ago, there has been some talks of earlier than expected rate cuts as well. We think, this subject will have its own set of new flows and volatility at different points in time. However, there is a no second thought about the fact that India has struck the right balance between growth and inflation over the last 3-4 years. This is also corroborated by the consistent upward revision in earnings estimates for corporate India (refer chart below). In this backdrop, we believe India will receive disproportionately higher share of global flows, as the global economic environment stabilizes.

## NIFTY EPS trend



Source: Broker report

We continue to be positive on India's long term growth outlook which is benefitting both from capex cycle recovery and improving consumption spending. Recent auto sales numbers suggest resumption in rural demand as well. Consequently, we have been largely invested into the markets. We have not compromised on quality and will refrain to do so going ahead as well. Our portfolios are positioned in sectors/ stocks which we believe will be the growth leaders over the next 3-5 years.

Happy Investing  
**Pawan Parakh**  
 Portfolio Manager

# Renaissance Opportunities Portfolio

Inception Date: 1<sup>st</sup> January, 2018

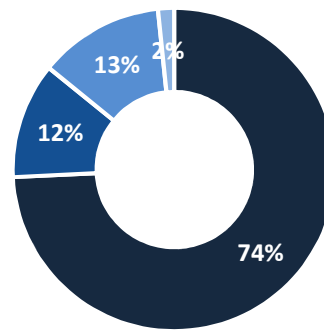
Data as on 30<sup>th</sup> NOVEMBER 2023



## Investment Strategy

- **Large Cap Strategy**
- **Blend of Growth & Quality**
- **Focused portfolio of 20 - 25 stocks**
- **High Conviction Ideas**
- **Investing across businesses which are at different stages of their business lifecycle**

## Portfolio Capitalization



■ Large Cap ■ Mid Cap ■ Small Cap ■ Cash

## Top Holdings

Company	Weight (%)
Tech Mahindra Ltd	6.53%
Bharti Airtel Ltd	6.32%
Sun Pharmaceutical Industries Ltd	6.27%
One 97 Communications Ltd	6.02%
United Spirits Ltd	5.11%

## Top Sectorial Weights

Sector	Weight (%)
BFSI	19.76%
Pharma & Chemicals	15.74%
Industrials	13.94%
IT & Tech	13.49%
Auto & Logistics	13.14%

## Portfolio – Fundamental Attributes

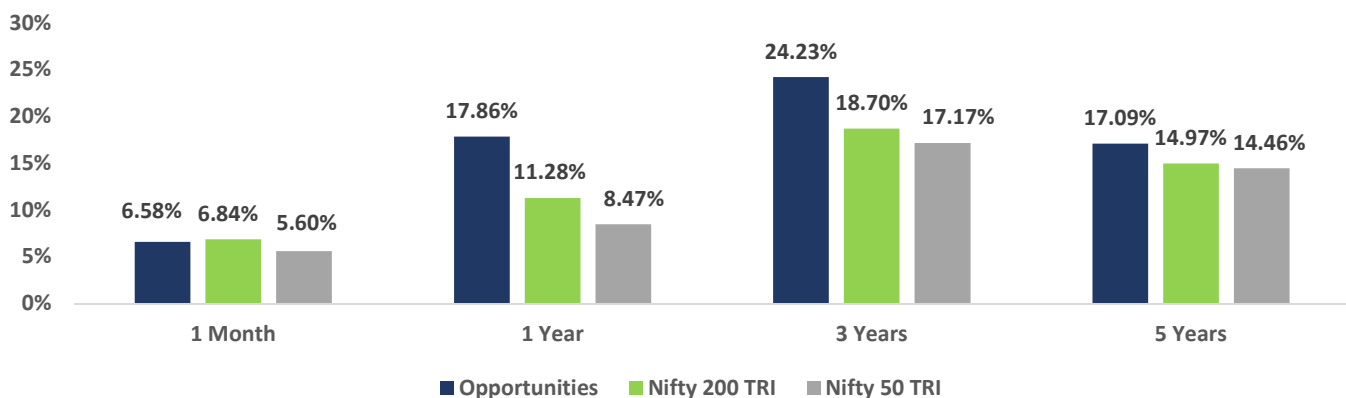
Particulars	FY24E	FY25E
PAT growth (%)	20.4%	24.2%
ROE (%)	17.3%	18.3%
P/E	30.9	24.6

## Portfolio – Risk Attributes

(Last 12 Months)

	Portfolio	Index
Std Dev	9.46%	9.76%
Information Ratio	1.42	0.00
Sharpe Ratio	1.13	0.42
Beta	0.86	1.00
Treynors Ratio	0.12	0.00
Up/Down Capture	107%/66%	

## Returns



\* Returns are for all clients on TWRR basis

## Investment Philosophy

### Sustainable Quality Growth At Reasonable Price (SQGARP)



#### Sustainability

Companies with sustainable and durable business models.



#### Quality

Superior quality businesses as demonstrated by Competitive edge, Pricing power, ROE, FCF.  
Good quality and competent management teams.



#### Growth

Business that can deliver superior growth over medium term to long term.



#### Price

Ability to invest at reasonable valuations. Fair value approach to valuations.  
Focus on economic value of business.

**Statutory Details:** Renaissance Investment Mangers Private Limited ("RIMPL") is registered under SEBI (Portfolio Managers) Regulations, 1993 as a Portfolio Manager vide Registration No. INP000005455. RIMPL is also an Investment Manager to Renaissance Alternate Investment Fund – Category III which is registered with SEBI as Alternate Investment Fund under SEBI (Alternative Investment Funds) Regulations, 2012 vide Registration No: IN/AIF3/18-19/0549.

**Disclaimer:** The Fund/strategy returns are of a Model Client. The performance related information provided herein is not verified by SEBI. The performance of the stock across individual portfolios may vary significantly from the data depicted above. Returns of individual client may differ depending on timing of entry and exit, timing of additional flows and redemptions, individual client mandates, specific portfolio construction characteristics or structural parameters which may have a bearing on individual portfolio performance. No claims may be made or entertained for any variances between the above performance depictions and that of the stock within individual client portfolios. Neither RIMPL, nor the Fund/Asset Management Company, its Directors, employees or Sponsors shall in any way be liable for any variation noticed in the returns of individual portfolios. Performance related information provided herein is not verified by SEBI.

Performance of RIMPL shall have no bearing on the expected performance of the fund/strategy. Past performance of the financial products, instruments and the portfolio may or may not be sustained in future and should not be used as a basis for comparison with other investments. Fund/Strategy returns shown above are post fees & expenses. Clients are not being offered any guaranteed/assured returns. The stocks / sectors mentioned hereinabove should not be construed as an investment advice or a forecast of their expected future performance. These stocks / sectors may or may not form part of the portfolio in future.

**Risk Factors:** Investing in securities involves certain risks and considerations associated generally with making investments in securities. The value of the portfolio investments may be affected generally by factors affecting financial markets, such as price and volume, volatility in interest rates, currency exchange rates, changes in regulatory and administrative policies of the Government or any other appropriate authority (including tax laws) or other political and economic developments. Consequently, there can be no assurance that the objective of the Portfolio would be achieved. Prospective investors are advised to review the Disclosure Document, PPM and/or, Client Agreement, and other related documents carefully and in its entirety and consult their legal, tax and financial advisors to determine possible legal, tax and financial or any other consequences of investing under this Portfolio, before making an investment decision. RIMPL is not liable or responsible for any loss or shortfall resulting from the operation of the scheme. This document represents the views of Renaissance Investment Mangers Private Limited and must not be taken as the basis for an investment decision. Neither Renaissance Investment Mangers Private Limited nor its affiliates, its Directors or associates shall be liable for any damages including lost revenue or lost profits that may arise from the use of the information contained herein. No representation or warranty is made as to the accuracy, completeness or fairness of the information and opinions contained herein. RIMPL reserves the right to make modifications and alterations to this statement as may be required from time to time.