



Update of Equity MF Offerings

- [Large Cap Funds](#)
- [Large and Mid Cap Funds](#)
- [Flexi Cap Funds](#)
- [Mid Cap Funds](#)
- [Small Cap Funds](#)
- [Other Funds](#)
- [International Funds](#)
- [Equity Linked Saving Schemes \(ELSS\)](#)

Know about the funds

Fund name	Inception	Fund manager	Benchmark	*Performance (Fund vs Benchmark in %)								Ratings	
				1 year		3 Year		5 year		Since Inception		Value	Research
Large Cap Funds													
HDFC Top 100 Fund	03-Sep-96	Rahul Baijal	NIFTY 100 - TRI	22.16	7.83	21.97	16.85	15.76	14.03	19.00	17.29	★★★★	
Mirae Asset Large Cap Fund	04-Apr-08	Gaurav Misra	NIFTY 100 - TRI	12.17	7.83	15.24	16.85	14.08	14.03	15.18	11.80	★★★★	
Aditya Birla SL Focused Fund	24-Oct-05	Kunal Sangoi	NIFTY 100 - TRI	15.93	7.83	16.22	16.85	14.81	14.03	14.13	14.17	★★★	
360 ONE Focused Equity Fund	30-Oct-14	Mayur Patel	S&P BSE 500 - TRI	22.49	13.44	20.89	20.21	22.40	16.00	15.87	13.53	★★★★★	
ICICI Pru Nifty Next 50 Index Fund	25-Jun-10	Kayzad Eghlim	NIFTY NEXT 50 - TRI	15.90	10.60	16.65	17.44	12.96	12.72	11.75	13.17	★	
Aditya Birla SL Frontline Equity Fund	30-Aug-02	Mahesh Patil	NIFTY 100 - TRI	15.84	7.83	17.59	16.85	14.50	14.03	19.15	17.29	★★★★	
Large and Mid Cap Funds													
Kotak Equity Opp Fund	09-Sep-04	Harsha Upadhyaya	NIFTY LargeMidcap 250 - TRI	22.37	19.92	21.29	23.34	18.59	18.00	18.43	16.13	★★★★	
Motilal Oswal Large & Midcap Fund	17-Oct-19	Ajay Khandelwal	NIFTY LargeMidcap 250 - TRI	31.31	19.92	26.08	23.34	-	-	22.34	22.78	★★★★	
Flexi Cap Funds													
Aditya Birla SL Flexi Cap Fund	27-Aug-98	Harish Krishnan	NIFTY 500 - TRI	17.68	13.84	17.05	20.04	14.74	15.83	21.48	16.24	★★★	
Franklin India Flexi Cap Fund	29-Sep-94	R. Janakiraman	NIFTY 500 - TRI	22.20	13.84	23.80	20.04	17.75	15.83	18.04	12.36	★★★★	
HDFC Flexi Cap Fund	01-Jan-95	Roshi Jain	NIFTY 500 - TRI	24.09	13.84	27.55	20.04	18.97	15.83	18.77	12.36	★★★★	
Kotak Flexicap Fund	11-Sep-09	Harsha Upadhyaya	NIFTY 200 - TRI	17.31	11.28	17.15	18.64	14.98	14.96	14.12	12.83	★★★	
Helios Flexi Cap Fund	-	Alok Bahl,Apurva Sharm	NIFTY 500 - TRI	-	13.84	-	20.04	-	15.83	7.00	7.93	NA	
360 ONE Flexicap Fund	30-Jun-23	Mayur Patel	S&P BSE 500 - TRI	-	13.44	-	20.21	-	16.00	14.14	13.98	NA	
Mirae Asset Multicap Fund	21-Aug-23	Ankit Jain	NIFTY 500 - TRI	-	13.84	-	20.04	-	15.83	11.35	13.20	NA	
Parag Parikh Flexi Cap Fund	28-May-13	Rajeev Thakkar	NIFTY 500 - TRI	30.91	13.84	22.70	20.04	22.25	15.83	19.20	15.12	★★★★★	
WOC Flexi Cap Fund	02-Aug-22	Ramesh Mantri	NIFTY 500 - TRI	23.62	13.84	-	-	-	-	23.07	19.15	NA	
Mid Cap Funds													
HDFC Mid-Cap Opportunities Fund	25-Jun-07	Chirag Setalvad	Nifty Midcap 150 - TRI	38.00	32.84	30.99	29.87	22.53	21.87	17.59	15.16	★★★★	
Motilal Oswal Midcap Fund	24-Feb-14	Niket Shah	Nifty Midcap 150 - TRI	31.44	32.84	34.71	29.87	23.92	21.87	21.88	22.49	★★★★★	
PGIM India Midcap Opp Fund	02-Dec-13	Vinay Paharia	Nifty Midcap 150 - TRI	14.36	32.84	25.65	29.87	24.38	21.87	17.83	21.95	★★★★	
WOC Mid Cap Fund	07-Sep-22	Ramesh Mantri	S&P BSE 150 MidCap - TRI	34.86	31.53	-	-	-	-	30.33	28.10	NA	
Small Cap Funds													
DSP Small Cap Fund	14-Jun-07	Vinit Sambre	S&P BSE 250 Small Cap - TRI	35.34	35.53	30.46	33.15	24.44	21.31	18.08	10.56	★★★	
HDFC Small Cap Fund	03-Apr-08	Chirag Setalvad	S&P BSE 250 Small Cap - TRI	38.90	35.53	36.19	33.15	21.89	21.31	16.67	10.56	★★★	
Invesco India Smallcap Fund	30-Oct-18	Taher Badshah	S&P BSE 250 Small Cap - TRI	37.59	35.53	33.80	33.15	-	21.31	24.32	22.06	★★	
PGIM India Small Cap Fund	29-Jul-21	Vinay Paharia	Nifty Smallcap 250 - TRI	18.03	38.24	-	-	-	-	12.74	19.34	NA	
Other Funds													
HDFC Banking & Financial Services Fund	01-Jul-21	Anand Laddha	Nifty Financial Services - TRI	18.62	4.60	-	-	-	-	14.49	11.95	NA	
ICICI Pru India Opp Fund	15-Jan-19	Sankaran Naren	NIFTY 500 - TRI	30.27	13.84	32.83	20.04	-	-	22.00	16.92	NA	
Invesco India Contra Fund	11-Apr-07	Taher Badshah	S&P BSE 500 - TRI	20.65	13.44	19.60	20.21	16.93	16.00	14.74	11.77	★★★	
Bandhan Sterling Value Fund	07-Mar-08	Daylynn Pinto	S&P BSE 500 - TRI	24.59	13.44	30.29	20.21	18.76	16.00	16.97	11.77	★★★★	
Franklin India Opportunities Fund	21-Feb-00	R. Janakiraman	NIFTY 500 - TRI	42.61	13.84	25.57	20.04	20.77	15.83	12.81	12.22	NA	
International Funds													
Mirae Asset NYSE FANG+ETF FoF	10-May-21	Ekta Gala	S&P 500	73.17	11.95	-	-	-	-	15.53	-	NA	
Motilal Oswal Nasdaq 100 FOF	29-Nov-18	Swapnil P Mayekar	Nasdaq-100	39.30	32.57	12.90	9.14	-	-	22.31	18.53	NA	
Motilal Oswal S&P 500 Index Fund	28-Apr-20	Ankush Sood	S&P 500	19.41	11.95	12.48	8.04	-	-	16.48	-	NA	
Navi US Total Stock Market FoF	24-Feb-22	Aditya Mulki	S&P 500	18.03	11.95	-	-	-	-	10.63	-	NA	
Equity Linked Savings Scheme													
ICICI Pru ELSS Tax Saver Fund	19-Aug-99	Mittul Kalawadia	NIFTY 500 - TRI	18.51	13.84	19.40	20.04	15.78	15.83	19.32	14.63	★★★	
Mirae Asset Tax Saver Fund	28-Dec-15	Neelesh Surana	NIFTY 500 - TRI	18.85	13.84	19.34	20.04	18.27	15.83	18.34	15.07	★★★★	
Motilal Oswal ELSS Tax Saver Fund	21-Jan-15	Ajay Khandelwal	NIFTY 500 - TRI	27.91	13.84	22.53	20.04	17.01	15.83	15.49	12.77	★★★	

Asset Class	Category	Capital Gain			Dividend/Interest	
		Period of LTCG	Rate of STCG	Rate of LTCG	Type	Rate (NEW)
Mutual Fund	Equity MF	More than 12 months	15%	10%	Dividend	Marginal Taxation

*Tax Rates are excluding surcharge and cess.

STCG – Short-term Capital Gains Tax is levied on investments in equity mutual fund held for less than 1 years. The tax rate will be 15% excluding surcharge and cess.

LTCG – Long-term Capital Gains Tax is levied on investments in equity mutual fund held for more than 1 year. The tax rate will be 10% excluding surcharge and cess.

Dividend Taxation – The dividend income is considered other income of the investor and taxable as per marginal tax slab of the investor.

Large Cap Funds

- [HDFC Top 100 Fund](#)
- [Mirae Asset Large Cap Fund](#)
- [Aditya Birla SL Focused Equity Fund](#)
- [ICICI Pru Nifty Next 50 Index Fund](#)
- [Aditya Birla SL Frontline Equity Fund](#)
- [360 ONE Focused Equity Fund](#)

Investment Objective

HDFC Top 100 Fund

The investment objective of the scheme is to provide long-term capital appreciation/income by investing predominantly in Large-Cap companies. There is no assurance that the investment objective of the scheme will be realized.

Mirae Asset Large Cap Fund

The investment objective of the scheme is to generate long term capital appreciation by capitalizing on potential investment opportunities by predominantly investing in equities of large cap companies.

Aditya Birla SL Focused Equity Fund

The investment objective of the scheme is to achieve long term capital appreciation by investing in upto 30 companies with long term sustainable competitive advantage and growth potential.

ICICI Pru Nifty Next 50 Index Fund

The investment objective of the fund is to invest in companies whose securities are included in Nifty Next 50 Index and to endeavor to achieve the returns of the above index as closely as possible, though subject to tracking error.

Aditya Birla SL Frontline Equity Fund

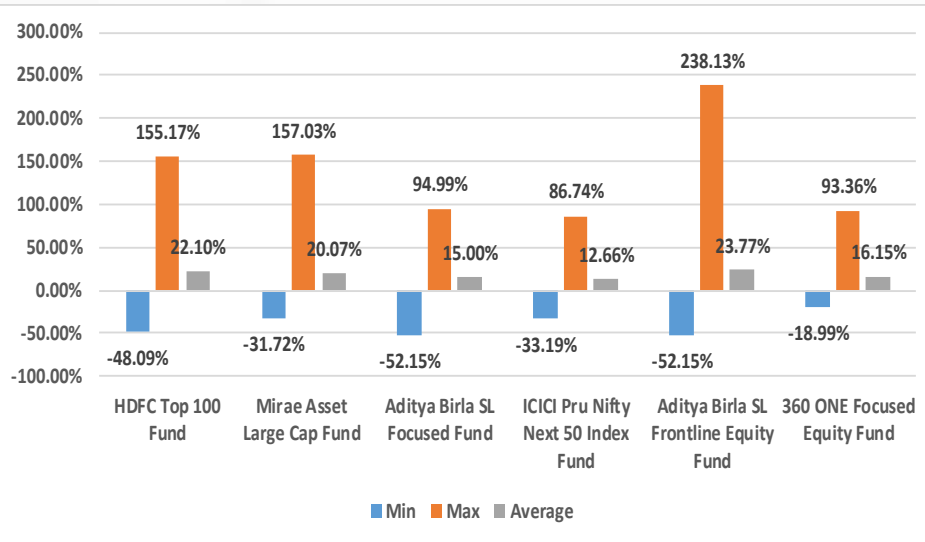
The investment objective of the scheme is long term growth of capital, through a portfolio with a target allocation of 100% equity by aiming at being as diversified across various industries and/ or sectors as its chosen benchmark index, Nifty 50. The secondary objective is income generation and distribution of dividend.

360 ONE Focused Equity Fund

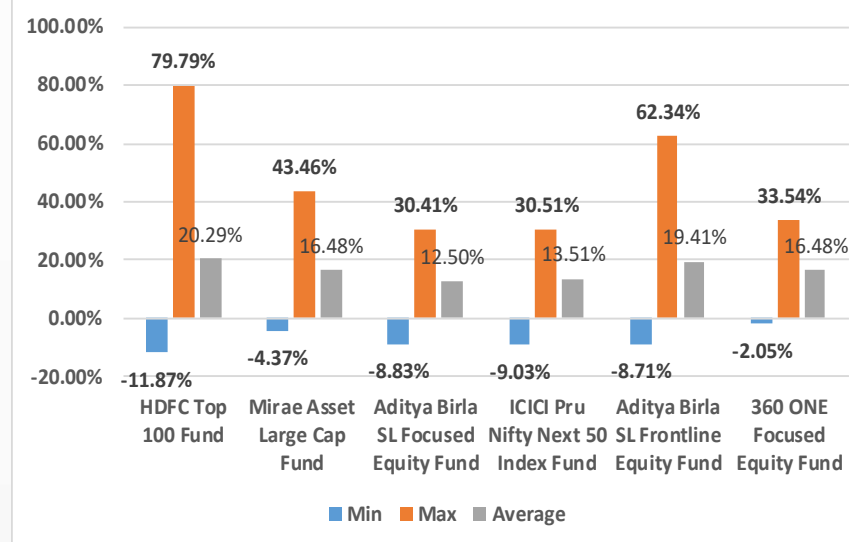
The investment objective of the scheme is to generate long term capital appreciation for investors from a portfolio of equity and equity related securities. However, there can be no assurance or guarantee that the investment objective of the Scheme would be achieved..

Rolling return

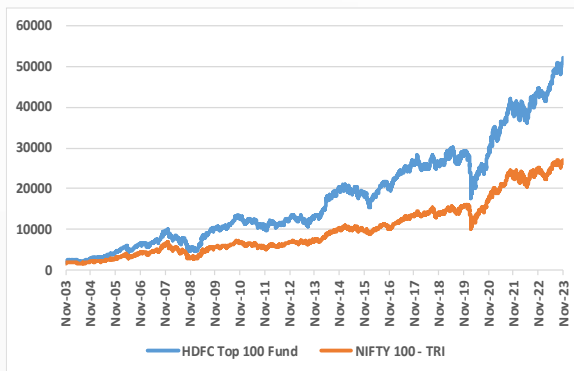
1 Year Rolling return since inception



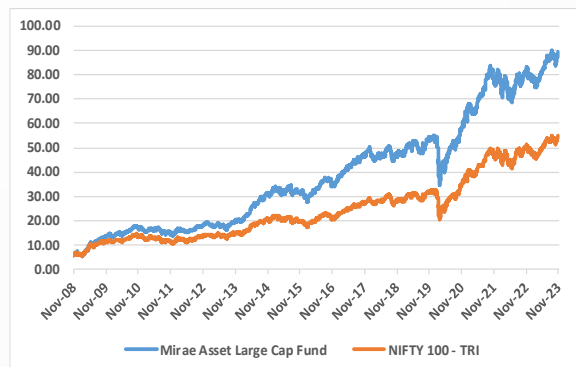
3 Years Rolling return since inception



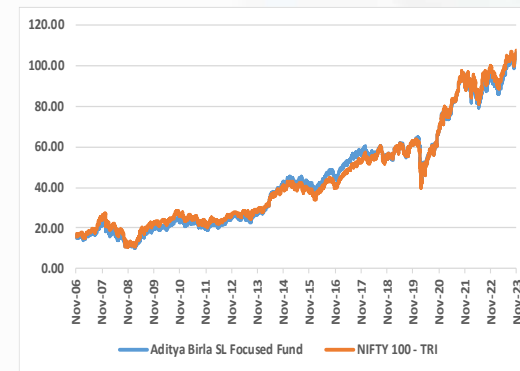
Performance return



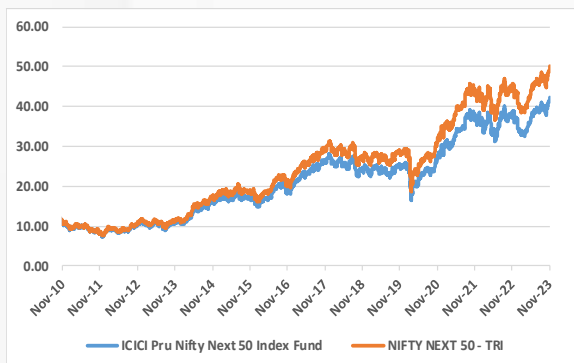
***52.05x in Fund vs 27.16x in NIFTY 100 - TRI since 1st Jan 2003**



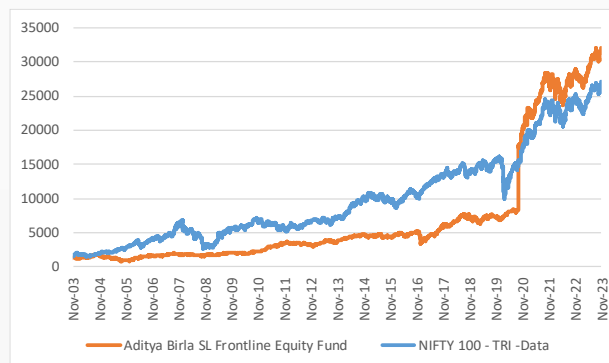
8.96x in Fund vs 5.53x in NIFTY 100 - TRI since inception



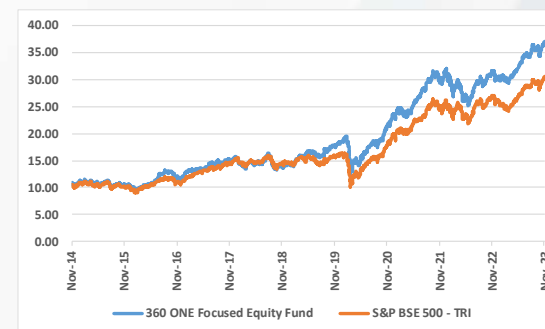
10.65x in Fund vs 10.8x in Nifty 100 - TRI since inception



4.23x in Fund vs 5.01x in NIFTY Next 50 - TRI since inception



***32.11x in Fund vs 27.16x in NIFTY 100 - TRI since 1st Jan 2003**



3.72x in Fund vs 3.06x in S&P BSE 500 – TRI since inception

Top 10 Stocks

HDFC Top 100 Fund	% Allocation
ICICI Bank Ltd.	9.33
HDFC Bank Ltd.	8.94
Reliance Industries Ltd.	6.40
NTPC Ltd.	5.16
Infosys Ltd.	5.01
ITC Ltd.	4.99
Axis Bank Ltd.	4.54
Bharti Airtel Ltd.	4.37
Larsen & Toubro Ltd.	3.94
Coal India Ltd.	3.41

Mirae Asset Large Cap Fund	% Allocation
HDFC Bank Ltd.	10.01
ICICI Bank Ltd.	9.25
Infosys Ltd.	7.28
Reliance Industries Ltd.	7.06
Axis Bank Ltd.	5.27
Bharti Airtel Ltd.	4.07
State Bank Of India	3.21
Larsen & Toubro Ltd.	3.14
HCL Technologies Ltd.	2.94
Kotak Mahindra Bank Ltd.	2.68

Aditya Birla SL Focused Fund	% Allocation
HDFC Bank Ltd.	8.91
ICICI Bank Ltd.	8.34
Infosys Ltd.	7.08
Larsen & Toubro Ltd.	5.98
Reliance Industries Ltd.	5.19
Bharti Airtel Ltd.	4.64
Axis Bank Ltd.	4.59
Tata Motors Ltd.	4.42
State Bank Of India	3.71
The Phoenix Mills Ltd.	3.61

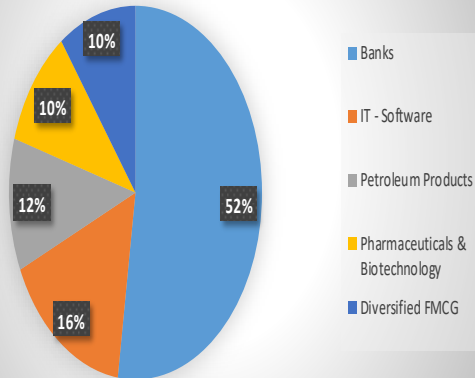
ICICI Pru Nifty Next 50 Index Fund	% Allocation
Trent Ltd.	4.27
Shriram Finance Ltd.	3.87
Bharat Electronics Ltd.	3.63
Hindustan Aeronautics Ltd.	3.10
Cholamandalam Investment and Finance Company Ltd.	3.07
TVS Motor Company Ltd.	3.02
Indian Oil Corporation Ltd.	2.85
Pidilite Industries Ltd.	2.71
DLF Ltd.	2.69
Godrej Consumer Products Ltd.	2.65

Aditya Birla SL Frontline Equity Fund	% Allocation
HDFC Bank Ltd.	9.86
ICICI Bank Ltd.	8.16
Infosys Ltd.	5.73
Reliance Industries Ltd.	5.08
Larsen & Toubro Ltd.	4.65
Bharti Airtel Ltd.	3.49
Axis Bank Ltd.	3.36
Mahindra & Mahindra Ltd.	2.53
State Bank Of India	2.51
Sun Pharmaceutical Industries Ltd.	2.39

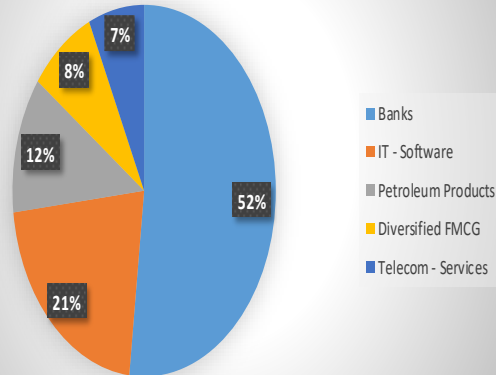
360 ONE Focused Equity Fund	% Allocation
HDFC Bank Ltd.	8.24
ICICI Bank Ltd.	7.58
Infosys Ltd.	6.34
Tata Motors Ltd.	6.24
Axis Bank Ltd.	6.12
Larsen & Toubro Ltd.	5.28
NTPC Ltd.	4.41
Bharti Airtel Ltd.	4.07
Motherson Sumi Wiring India Ltd.	3.63
Cholamandalam Investment and Finance Company Ltd.	3.47

Top 5 Sectors

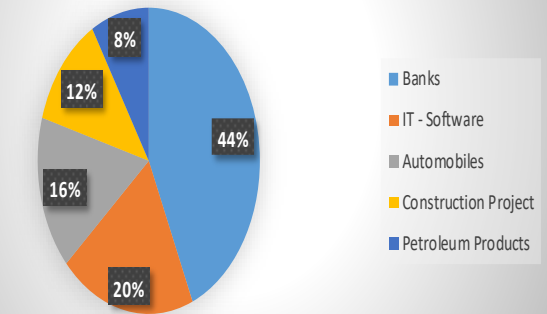
HDFC Top 100 Fund



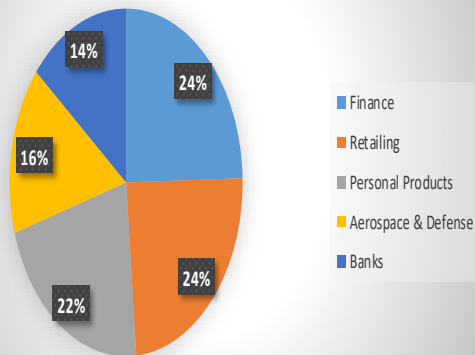
Mirae Asset Large Cap Fund



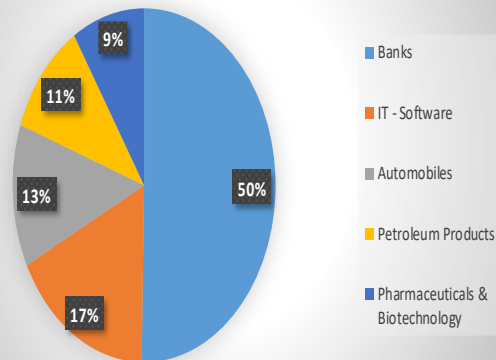
Aditya Birla SL Focused Fund



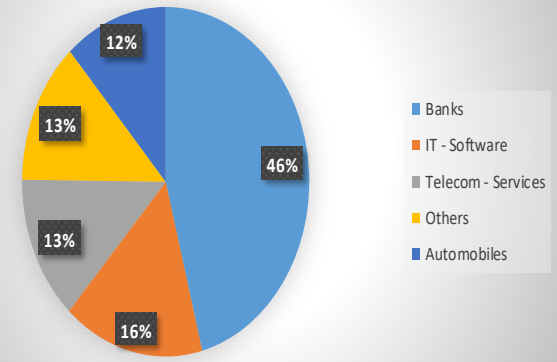
ICICI Pru Nifty Next 50 Index Fund



Aditya Birla SL Frontline Equity Fund



360 ONE Focused Equity Fund



Financials	PB	PE	Expense Ratio	AUM (In Cr.)
HDFC Top 100 Fund	4.4	26.0	1.7	25773
Mirae Asset Large Cap Fund	5.7	33.4	1.5	34377
Aditya Birla SL Focused Fund	4.7	32.3	1.9	6047
ICICI Pru Nifty Next 50 Index Fund	8.1	46.0	0.7	2991
Aditya Birla SL Frontline Equity Fund	5.4	31.6	1.7	23003
360 ONE Focused Equity Fund	5.8	35.2	1.9	4887

Market Cap Allocation				
Scheme name	Large Cap (%)	Mid Cap (%)	Small Cap (%)	Others/ Cash (%)
HDFC Top 100 Fund	91.80	4.82	0.00	3.38
Mirae Asset Large Cap Fund	83.02	13.38	2.92	0.68
Aditya Birla SL Focused Fund	83.55	12.78	0.00	3.67
ICICI Pru Nifty Next 50 Index Fund	88.74	11.22	0.00	0.03
Aditya Birla SL Frontline Equity Fund	82.46	9.43	2.47	5.63
360 ONE Focused Equity Fund	60.13	20.41	15.27	4.19

Stock Universe of our MF offerings

- Duplication of stocks are limited across our offerings.
- Exposure to companies in line with investment theme.

Stock Universe	No. of Stocks
Universe of Stocks	289
Unique no. of Stocks	75
Stocks common	73

Strategies (Total No. of stocks)	Aditya Birla SL Frontline Equity Fund (74)	Aditya Birla SL Focused Equity Fund (27)	360 ONE Focused Equity Fund (29)	HDFC Top 100 Fund (49)	ICICI Pru Nifty Next 50 Index Fund (50)	Mirae Asset Large Cap Fund (60)
Aditya Birla SL Frontline Equity Fund (74)	11(5%)	24(66%)	16(46%)	38(74%)	17(11%)	34(68%)
Aditya Birla SL Focused Equity Fund (27)	24(91%)	1(1%)	9(51%)	20(81%)	1(3%)	16(69%)
360 ONE Focused Equity Fund (29)	16(66%)	9(51%)	13(28%)	10(54%)	1(3%)	10(49%)
HDFC Top 100 Fund (49)	38(82%)	20(62%)	10(47%)	7(12%)	11(7%)	26(73%)
ICICI Pru Nifty Next 50 Index Fund (50)	17(42%)	1(2%)	1(3%)	11(26%)	25(44%)	14(33%)
Mirae Asset Large Cap Fund (60)	34(82%)	16(63%)	10(46%)	26(76%)	14(10%)	18(10%)
Note : Unique stocks & allocation mentioned in highlighted cells						

Instance on How to Read - Stock Universe of our MF offerings (Previous Slide)

- Duplication of stocks are limited across our offerings.
- Exposure to companies in line with investment theme.

Stock Universe	No. of Stocks
Universe of Stocks	25
Unique no. of Stocks	9
Stocks common	16

Strategies (Total No. of stocks)	A	B	C
A	4 (19%)	12 (55%)	4 (16%)
B	12 (59%)	4 (18%)	1 (5%)
C	4 (30%)	1 (11%)	1 (10%)
Note : Unique stocks & allocation mentioned in highlighted cells			

Out of **9 Unique** no. stocks there is only **1** stock in C Strategy with **10% Proportion** which is not allocated in any other MF offered.

4 Stocks of C Fund with **30% Proportion** are **common** amongst both the funds i.e. A & C.

Large and Mid Cap Funds

- [Kotak Equity Opportunities Fund](#)
- [Motilal Oswal Large & Mid Cap Fund](#)

Kotak Equity Opportunities Fund

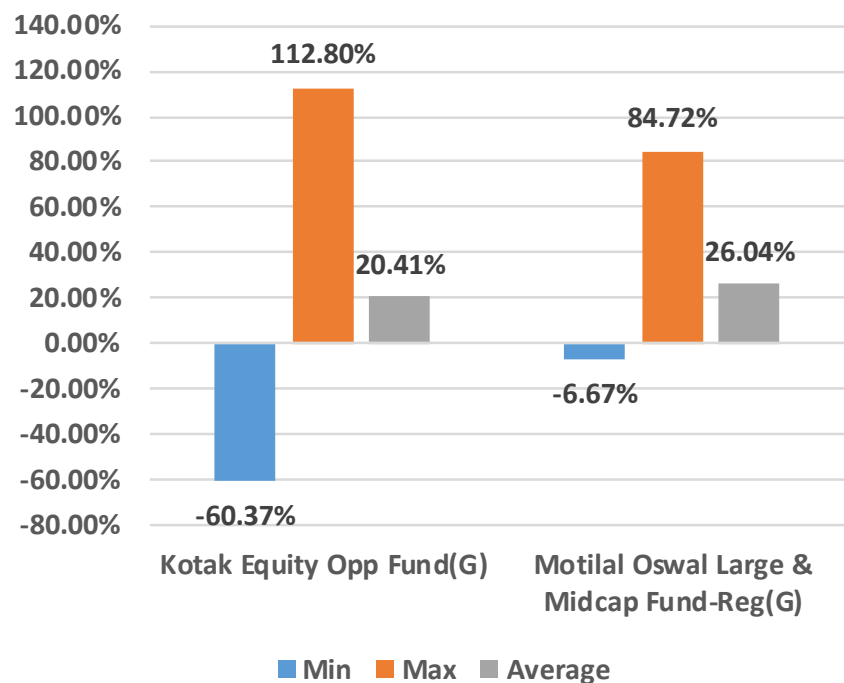
The investment objective of the scheme is to generate capital appreciation from a diversified portfolio of equity and equity related securities. The scheme will invest predominantly in a mix of large and midcap stocks from various sectors, which look promising, based on the growth pattern in the economy.

Motilal Oswal Large & Midcap Fund

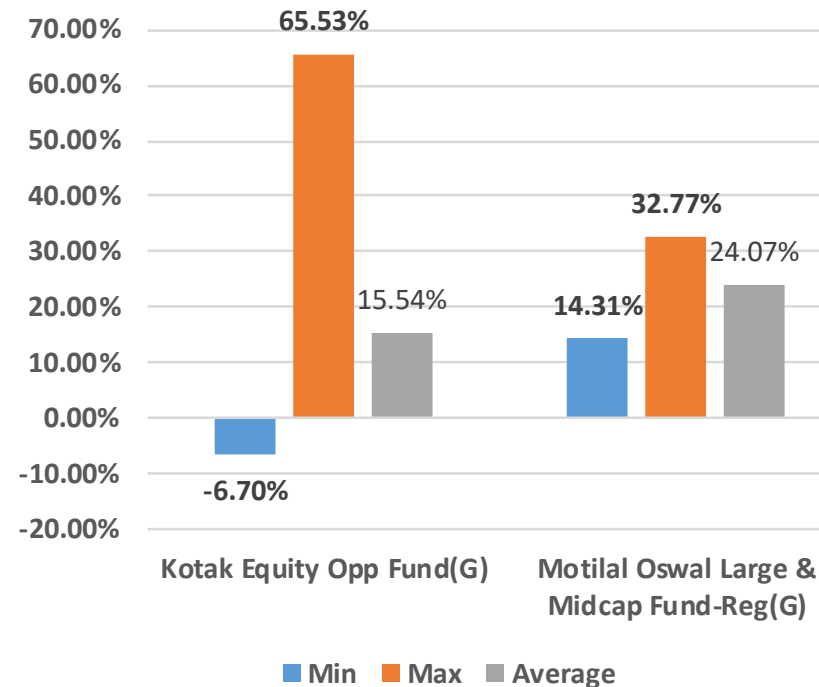
The investment objective of the scheme is to provide medium to long term capital appreciation by investing primarily in Large and Midcap stocks.

Rolling return

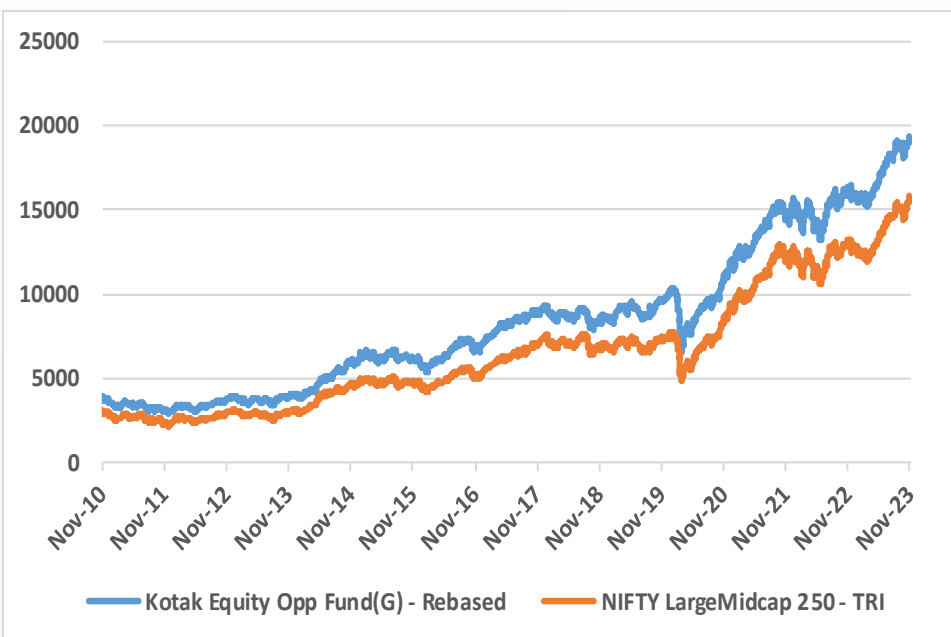
1 Year Rolling return since inception



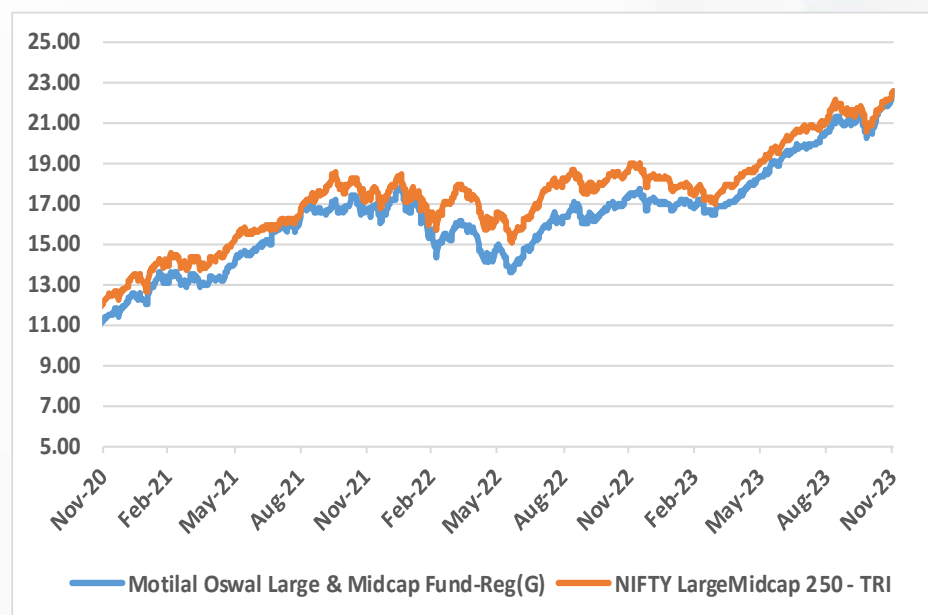
3 Years Rolling return since inception



Performance return



***19.37 in Fund vs 15.81x in NIFTY LargeMidcap 250 - TRI
01st April 2005**



**2.26x in Fund vs 2.26x in NIFTY LargeMidcap 250 - TRI
since inception**

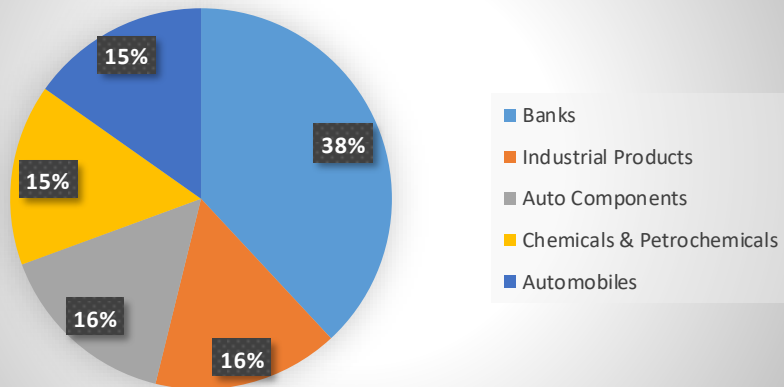
Top 10 Stocks

Kotak Equity Opp Fund	% Allocation
Maruti Suzuki India Ltd.	4.18
Axis Bank Ltd.	4.04
ICICI Bank Ltd.	3.94
State Bank Of India	3.76
Larsen & Toubro Ltd.	3.51
Bharat Forge Ltd.	3.19
ITC Ltd.	2.90
Linde India Ltd.	2.84
Bharat Electronics Ltd.	2.52
Reliance Industries Ltd.	2.31

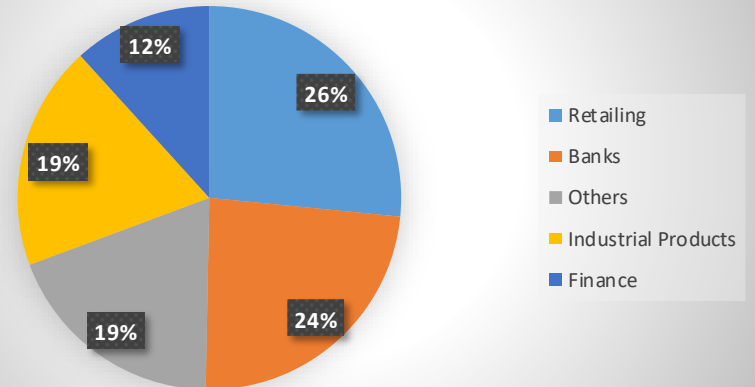
Motilal Oswal Large & Midcap Fund	% Allocation
Trent Ltd.	6.13
JIO Financial Services Ltd.	5.47
Zomato Ltd.	5.22
Global Health Ltd.	4.91
Interglobe Aviation Ltd.	4.46
The Federal Bank Ltd.	4.38
Fortis Healthcare Ltd.	4.25
Prestige Estates Projects Ltd.	4.23
ICICI Bank Ltd.	3.51
Mankind Pharma Ltd.	3.48

Top 5 Sectors

Kotak Equity Opp Fund



Motilal Oswal Large & Midcap Fund



Financials	PB	PE	Expense Ratio	AUM (In Cr.)
Kotak Equity Opp Fund	5.9	40.4	1.7	15500
Motilal Oswal Large & Midcap Fund	8.1	56.6	2.0	2338

Market Cap Allocation				
Scheme name	Large Cap (%)	Mid Cap (%)	Small Cap (%)	Others/ Cash (%)
Kotak Equity Opp Fund	53.49	36.34	6.64	3.54
Motilal Oswal Large & Midcap Fund	43.42	34.74	20.73	1.11

Stock Universe of our MF offerings

- Duplication of stocks are limited across our offerings.
- Exposure to companies in line with investment theme.

Stock Universe	No. of Stocks
Universe of Stocks	103
Unique no. of Stocks	91
Stocks common	6

Strategies (Total No. of stocks)	Kotak Equity Opp Fund (67)	Motilal Oswal Large & Midcap Fund (36)
Kotak Equity Opp Fund (67)	61(86%)	6(11%)
Motilal Oswal Large & Midcap Fund (36)	6(20%)	30(79%)
Note : Unique stocks & allocation mentioned in highlighted cells?		

Instance on How to Read - Stock Universe of our MF offerings (Previous Slide)

- Duplication of stocks are limited across our offerings.
- Exposure to companies in line with investment theme.

Stock Universe	No. of Stocks
Universe of Stocks	25
Unique no. of Stocks	9
Stocks common	16

Strategies (Total No. of stocks)	A	B	C
A	4 (19%)	12 (55%)	4 (16%)
B	12 (59%)	4 (18%)	1 (5%)
C	4 (30%)	1 (11%)	1 (10%)
Note : Unique stocks & allocation mentioned in highlighted cells			

Out of **9 Unique** no. stocks there is only **1** stock in C Strategy with **10% Proportion** which is not allocated in any other MF offered.

4 Stocks of C Fund with **30% Proportion** are **common** amongst both the funds i.e. A & C.

Flexi and Multi Cap Funds

- [Aditya Birla SL Flexi Cap Fund](#)
- [Franklin India Flexi Cap Fund](#)
- [HDFC Flexi Cap Fund](#)
- [Kotak Flexicap Fund](#)
- [Parag Parikh Flexi Cap Fund](#)
- [WOC Flexicap Fund](#)
- [Helios Flexi Cap Fund](#)
- [360 ONE Flexicap Fund](#)
- [Mirae Asset Multicap Fund](#)

Investment Objective

Aditya Birla SL Flexi Cap Fund

The objective of the scheme is long term growth of capital, through investment in equity & equity related instruments across market cap (large, mid & small) companies.

Franklin India Flexi Cap Fund

A diversified equity fund that seeks to provide capital appreciation by investing in companies focused on shareholder wealth creation. It is an open ended growth scheme with the objective to provide growth of capital plus regular dividends through a diversified portfolio of equities, fixed income securities and money market instruments.

HDFC Flexi Cap Fund

The objective of the scheme is to generate capital appreciation / income from a portfolio, predominantly invested in equity & equity related instruments.

Kotak Flexicap Fund

The investment objective of the scheme is to generate long term capital appreciation from a portfolio of equity and equity related securities, generally focused on a few selected sectors.

Parag Parikh Flexi Cap Fund

The investment objective of the scheme is to seek to generate long-term capital growth from an actively managed portfolio primarily of equity and Equity Related Securities.

WOC Flexicap Fund

The investment objective of the scheme is to generate long-term capital appreciation by investing predominately in equity & equity related instruments across market capitalization.

Helios Flexi Cap Fund

To generate long-term capital appreciation by investing predominantly in equity & equity related instruments across market capitalization.

360 ONE Flexicap Fund

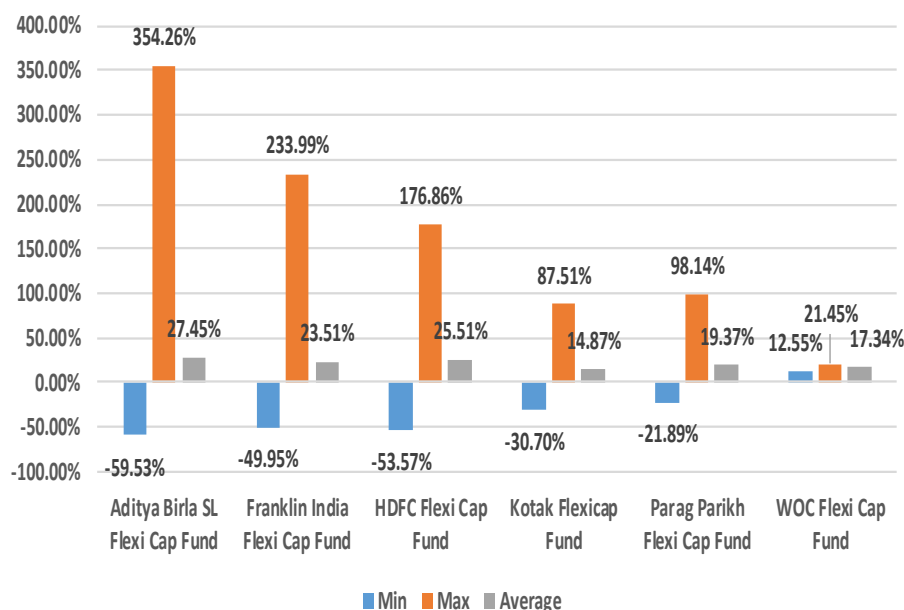
The investment objective of the scheme is to generate long -term capital appreciation by primarily investing in equity and equity related securities across the entire market capitalization range and investing the remaining portion in debt and money market instruments. However, there can be no assurance or guarantee that the investment objective of the Scheme would be achieved..

Mirae Asset Multicap Fund

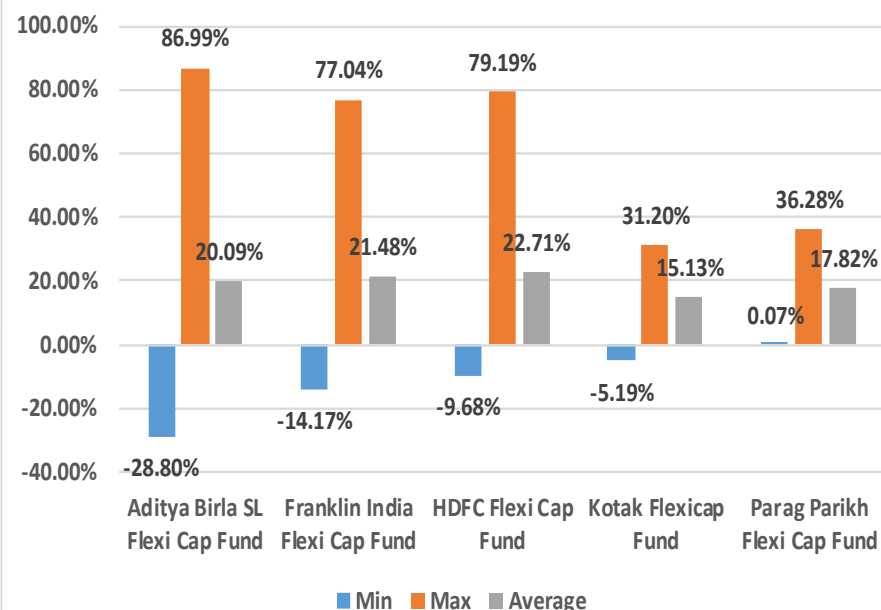
The investment objective of the scheme is to provide longterm capital appreciation from a portfolio investing predominantly in Indian equity and equity related securities of large cap, mid cap, small cap companies. However, there is no assurance that the investment objective of the Scheme will be realized.

Rolling return

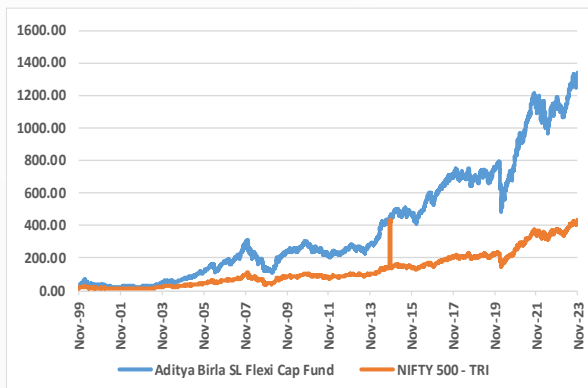
1 Year Rolling return since inception



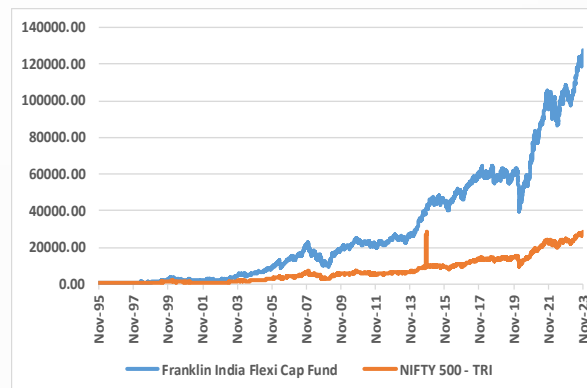
3 Years Rolling return since inception



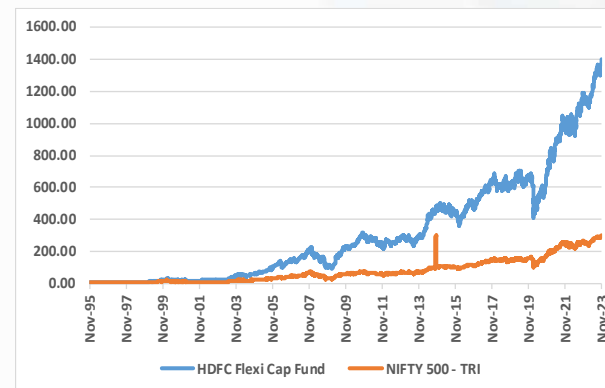
Performance return



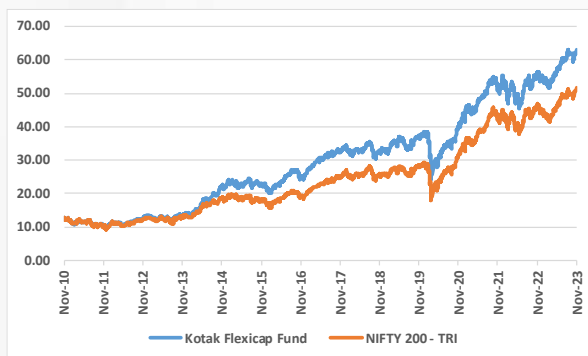
133.77x in Fund vs 43.37x in Nifty 500 - TRI since inception



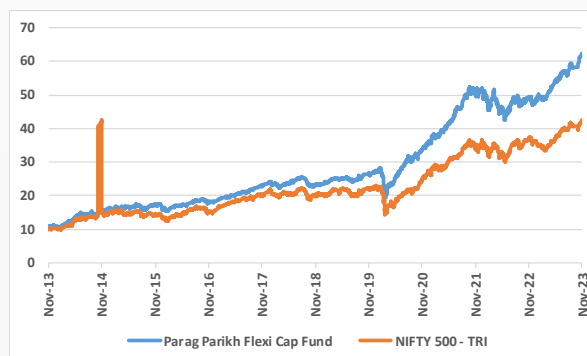
***127.29x in Fund vs 28.16x in Nifty 500 - TRI since 01st Jan 95**



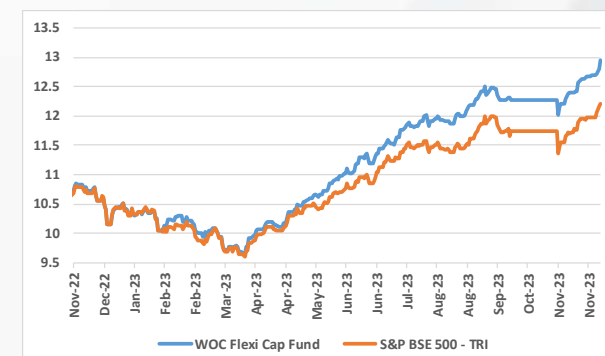
151.67x in Fund vs 32.74x in Nifty 500 -TRI since inception



6.3x in Fund vs 5.19x in Nifty 200 - TRI since inception

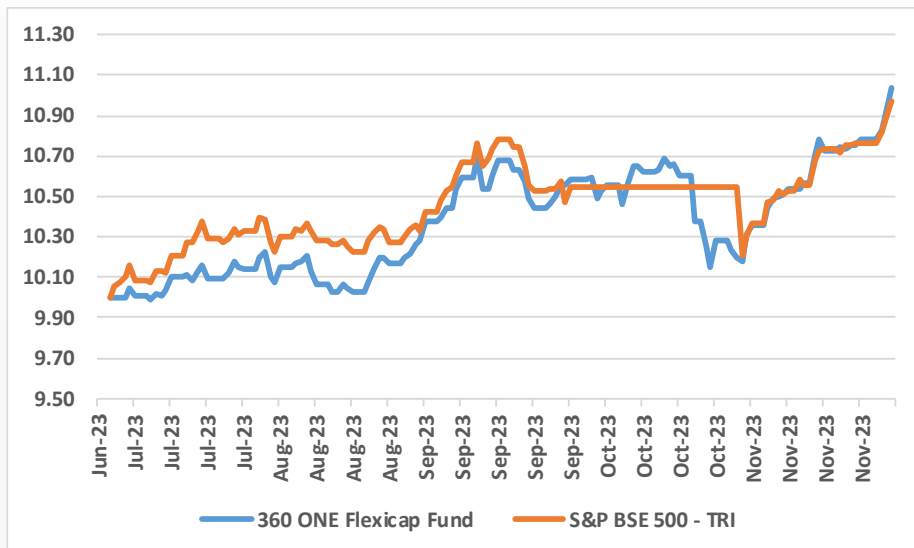


6.21x in Fund vs 4.25x in Nifty 500 - TRI since inception

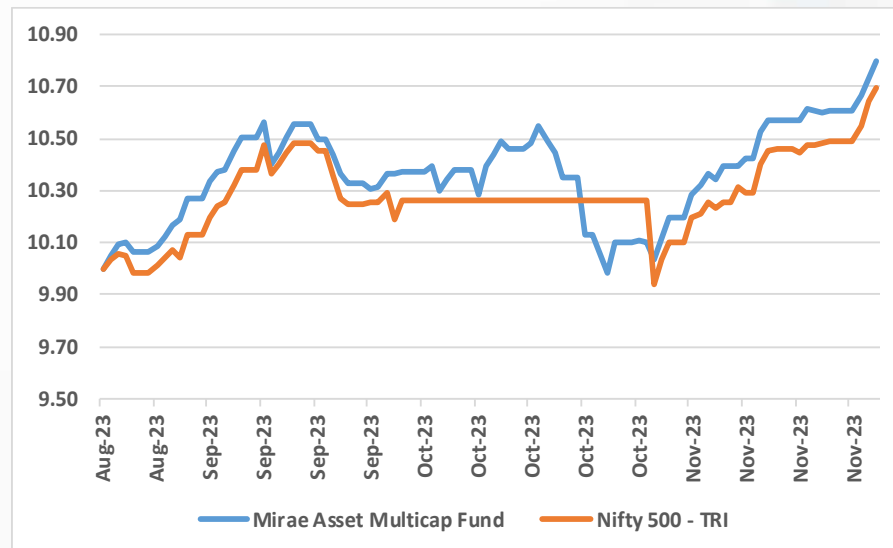


1.29x in Fund vs 1.22x in S&P BSE 500 - TRI since inception

Performance return



1.1x in Fund vs 1.09x in S&P BSE 500 – TRI since inception



1.08x in Fund vs 1.06x in Nifty 500 - TRI since inception

Top 10 Stocks

Aditya Birla SL Flexi Cap Fund	% Allocation
ICICI Bank Ltd.	8.25
HDFC Bank Ltd.	7.18
Infosys Ltd.	5.30
Bharti Airtel Ltd.	4.78
Sun Pharmaceutical Industries Ltd.	4.41
HCL Technologies Ltd.	4.28
Apollo Hospitals Enterprise Ltd.	3.57
Bajaj Finance Ltd.	2.51
Radico Khaitan Ltd.	2.50
Axis Bank Ltd.	2.37

Franklin India Flexi Cap Fund	% Allocation
ICICI Bank Ltd.	7.67
HDFC Bank Ltd.	7.31
Larsen & Toubro Ltd.	5.59
Axis Bank Ltd.	4.87
Infosys Ltd.	4.77
Bharti Airtel Ltd.	4.76
United Spirits Ltd.	2.95
HCL Technologies Ltd.	2.93
State Bank Of India	2.87
Grasim Industries Ltd.	2.69

HDFC Flexi Cap Fund	% Allocation
HDFC Bank Ltd.	9.22
ICICI Bank Ltd.	9.11
NTPC Ltd.	5.56
HCL Technologies Ltd.	4.93
State Bank Of India	4.81
Cipla Ltd.	4.79
Hindustan Aeronautics Ltd.	4.77
Bharti Airtel Ltd.	4.56
SBI Life Insurance Company Ltd.	4.28
Apollo Hospitals Enterprise Ltd.	3.92

Kotak Flexicap Fund	% Allocation
ICICI Bank Ltd.	7.34
Ultratech Cement Ltd.	5.06
Larsen & Toubro Ltd.	5.04
Infosys Ltd.	4.82
Axis Bank Ltd.	4.78
Bharat Electronics Ltd.	4.69
HDFC Bank Ltd.	4.33
SRF Ltd.	4.16
Maruti Suzuki India Ltd.	3.91
State Bank Of India	3.41

Parag Parikh Flexi Cap Fund	% Allocation
HDFC Bank Ltd.	7.95
Bajaj Holdings & Investment Ltd.	6.85
ITC Ltd.	5.48
Axis Bank Ltd.	5.26
HCL Technologies Ltd.	5.06
Maruti Suzuki India Ltd.	4.98
Coal India Ltd.	4.91
Power Grid Corporation Of India Ltd.	4.90
Microsoft Corp	4.79
ICICI Bank Ltd.	4.79

WOC Flexi Cap Fund	% Allocation
ICICI Bank Ltd.	7.76
HDFC Bank Ltd.	6.83
Nestle India Ltd.	4.29
Titan Company Ltd.	2.86
Larsen & Toubro Ltd.	2.37
Cholamandalam Investment and Finance Company Ltd.	2.33
Persistent Systems Ltd.	1.88
CG Power and Industrial Solutions Ltd.	1.84
Kotak Mahindra Bank Ltd.	1.78
Reliance Industries Ltd.	1.75

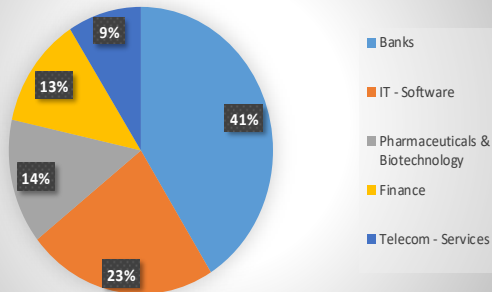
Top 10 Stocks

360 ONE Flexicap Fund	% Allocation
HDFC Bank Ltd.	7.81
ICICI Bank Ltd.	6.44
Axis Bank Ltd.	5.18
Tata Motors Ltd.	5.00
Infosys Ltd.	4.55
Bharti Airtel Ltd.	3.86
Larsen & Toubro Ltd.	3.37
NTPC Ltd.	2.96
Cholamandalam Investment and Finance Company Ltd.	2.94
Dixon Technologies (India) Ltd.	2.94

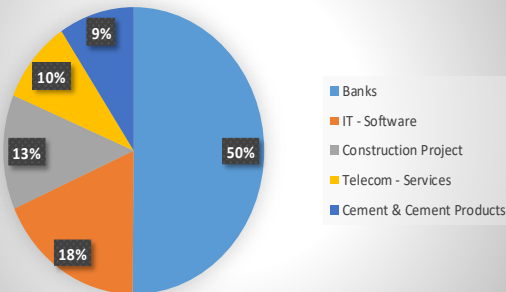
Mirae Asset Multicap Fund	% Allocation
HDFC Bank Ltd.	5.28
ICICI Bank Ltd.	2.99
State Bank Of India	2.88
Larsen & Toubro Ltd.	2.76
Gland Pharma Ltd.	2.37
NTPC Ltd.	2.31
Axis Bank Ltd.	2.28
HCL Technologies Ltd.	2.19
Reliance Industries Ltd.	2.04
Crompton Greaves Consumer Electricals Ltd.	1.97

Top 5 Sectors

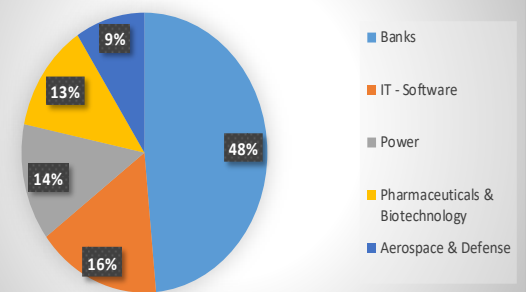
Aditya Birla SL Flexi Cap Fund



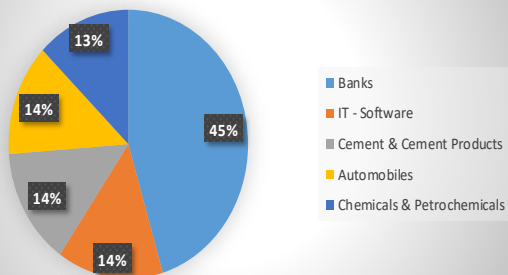
Franklin India Flexi Cap Fund



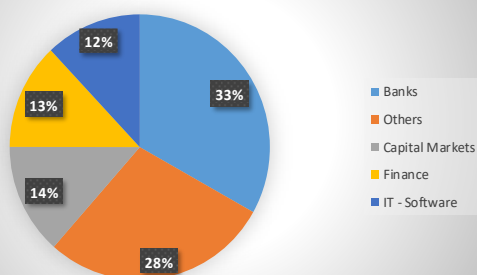
HDFC Flexi Cap Fund



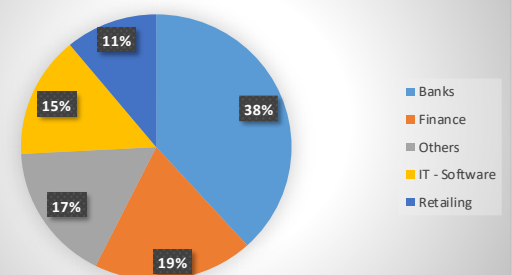
Kotak Flexicap Fund



Parag Parikh Flexi Cap Fund

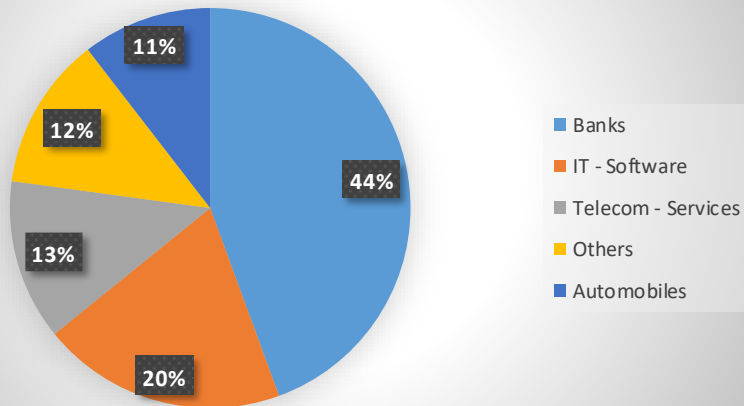


WOC Flexi Cap Fund

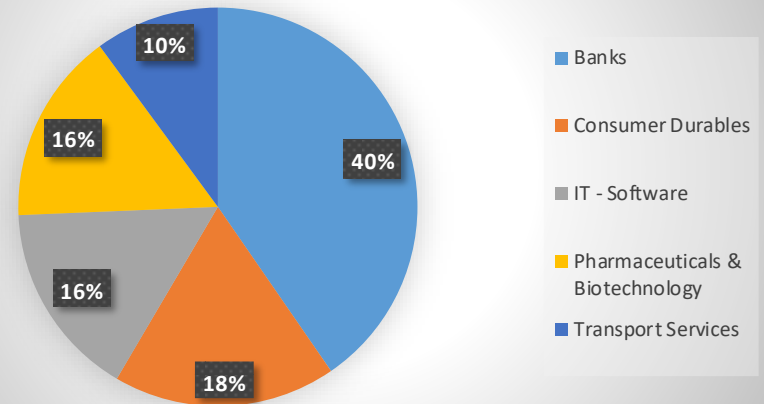


Top 5 Sectors

360 ONE Flexicap Fund



Mirae Asset Multicap Fund



Financials	PB	PE	Expense Ratio	AUM (In Cr.)
Aditya Birla SL Flexi Cap Fund	5.1	39.2	1.7	17029
Franklin India Flexi Cap Fund	5.2	38.2	1.8	11940
HDFC Flexi Cap Fund	4.1	28.2	1.6	39396
Kotak Flexicap Fund	4.9	33.4	1.5	39269
Parag Parikh Flexi Cap Fund	4.0	25.7	1.4	44038
WOC Flexi Cap Fund	9.8	40.3	2.0	2375
360 ONE Flexicap Fund	7.2	41.6	2.4	262
Mirae Asset Multicap Fund	5.6	34.7	2.0	1731

Market Cap Allocation				
Scheme name	Large Cap (%)	Mid Cap (%)	Small Cap (%)	Others/ Cash (%)
Aditya Birla SL Flexi Cap Fund	70.65	15.72	11.56	2.07
Franklin India Flexi Cap Fund	67.78	11.33	9.84	11.05
HDFC Flexi Cap Fund	80.68	5.26	2.67	11.39
Kotak Flexicap Fund	72.22	24.29	1.84	1.65
Parag Parikh Flexi Cap Fund	56.00	6.20	7.45	30.35
WOC Flexi Cap Fund	107.29	25.81	42.58	24.32
360 ONE Flexicap Fund	57.32	24.13	13.48	5.07
Mirae Asset Multicap Fund	41.10	28.84	27.25	2.81

Stock Universe of our MF offerings

- Duplication of stocks are limited across our offerings.
- Exposure to companies in line with investment theme.

Stock Universe	No. of Stocks
Universe of Stocks	526
Unique no. of Stocks	182
Stocks common	108

Strategies (Total No. of stocks)	Aditya Birla SL Flexi Cap Fund (70)	Franklin India Flexi Cap Fund (48)	Helios Flexi Cap Fund (47)	HDFC Flexi Cap Fund (41)	360 ONE Flexicap Fund (40)	Mirae Asset Multicap Fund (78)	Kotak Flexicap Fund (53)	Parag Parikh Flexi Cap Fund (41)	WOC Flexi Cap Fund (108)
Aditya Birla SL Flexi Cap Fund (70)	23(20%)	16(44%)	19(35%)	16(46%)	13(38%)	22(53%)	21(45%)	13(38%)	25(46%)
Franklin India Flexi Cap Fund (48)	16(50%)	13(12%)	11(37%)	16(53%)	14(51%)	19(55%)	15(49%)	11(38%)	13(44%)
Helios Flexi Cap Fund (47)	19(49%)	11(39%)	10(14%)	9(31%)	9(31%)	13(39%)	14(41%)	10(32%)	21(56%)
HDFC Flexi Cap Fund (41)	16(54%)	16(57%)	9(42%)	8(6%)	12(52%)	20(61%)	15(46%)	12(42%)	13(49%)
360 ONE Flexicap Fund (40)	13(44%)	14(50%)	9(34%)	12(42%)	14(25%)	13(45%)	9(37%)	9(36%)	14(46%)
Mirae Asset Multicap Fund (78)	22(37%)	19(37%)	13(26%)	20(40%)	13(28%)	30(31%)	20(33%)	12(22%)	23(37%)
Kotak Flexicap Fund (53)	21(49%)	15(46%)	14(43%)	15(46%)	9(34%)	20(51%)	14(17%)	14(41%)	22(57%)
Parag Parikh Flexi Cap Fund (41)	13(28%)	11(26%)	10(34%)	12(32%)	9(25%)	12(39%)	14(36%)	11(25%)	14(34%)
WOC Flexi Cap Fund (108)	25(39%)	13(26%)	21(33%)	13(27%)	14(27%)	23(34%)	22(35%)	14(26%)	59(35%)
Note : Unique stocks & allocation mentioned in highlighted cells									

Instance on How to Read - Stock Universe of our MF offerings (Previous Slide)

- Duplication of stocks are limited across our offerings.
- Exposure to companies in line with investment theme.

Stock Universe	No. of Stocks
Universe of Stocks	25
Unique no. of Stocks	9
Stocks common	16

Strategies (Total No. of stocks)	A	B	C
A	4 (19%)	12 (55%)	4 (16%)
B	12 (59%)	4 (18%)	1 (5%)
C	4 (30%)	1 (11%)	1 (10%)
Note : Unique stocks & allocation mentioned in highlighted cells			

Out of **9 Unique** no. stocks there is only **1** stock in C Strategy with **10% Proportion** which is not allocated in any other MF offered.

4 Stocks of C Fund with **30% Proportion** are **common** amongst both the funds i.e. A & C.

Mid Cap Funds

- [HDFC Mid-Cap Opportunities Fund](#)
- [Motilal Oswal Midcap Fund](#)
- [PGIM India Midcap Opportunities Fund](#)
- [WOC Mid Cap Fund](#)

Investment Objective

HDFC Mid-Cap Opportunities Fund

The objective of the scheme is to provide long-term capital appreciation/income by investing predominantly in Mid-Cap companies.

Motilal Oswal Midcap Fund

The investment objective of the scheme is to achieve long term capital appreciation by investing in quality mid-cap companies having long-term competitive advantages and potential for growth.

PGIM India Midcap Opportunities Fund

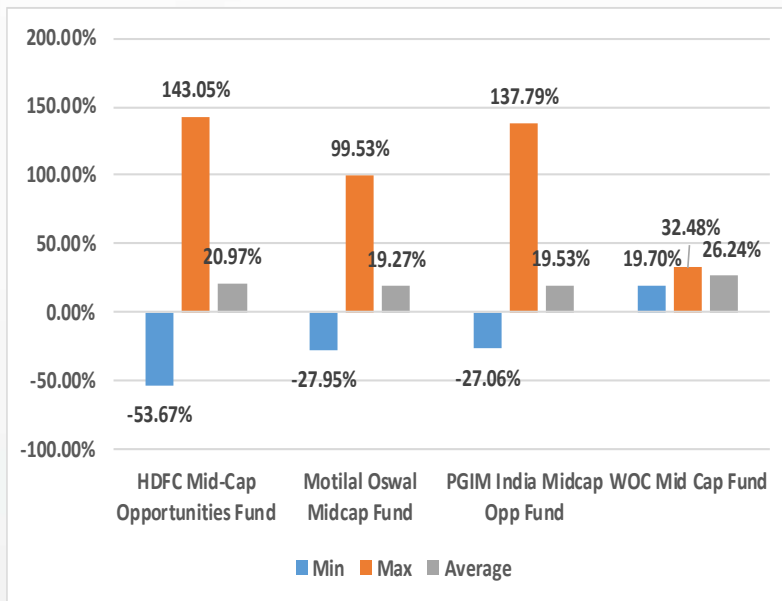
The primary objective of the scheme is to achieve long term capital appreciation by predominantly investing in equity & equity related instruments of mid cap companies.

WOC Mid Cap Fund

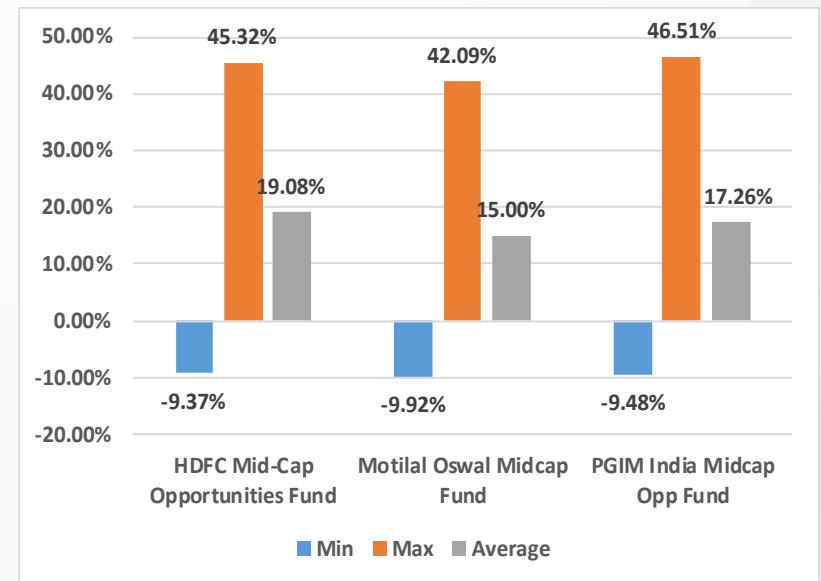
The primary objective of the scheme is to generate capital appreciation by actively investing in and managing a diversified portfolio primarily composed of mid- cap stocks.

Rolling return

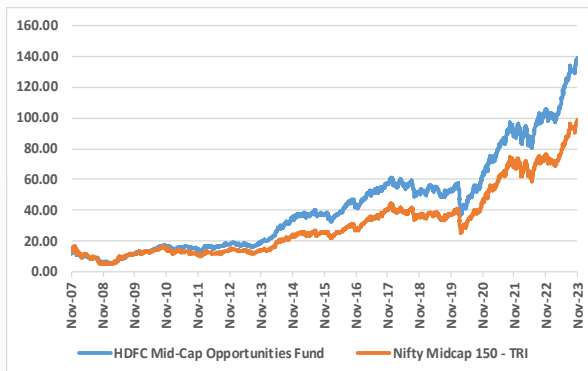
1 Year Rolling return since inception



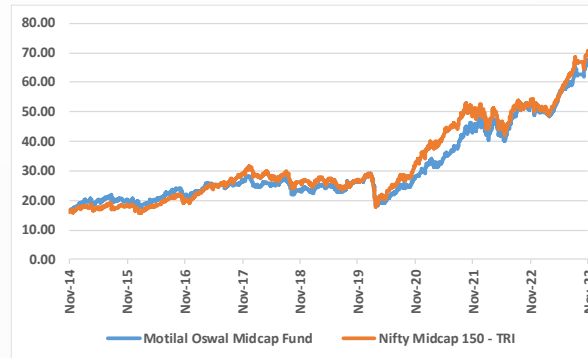
3 Years Rolling return since inception



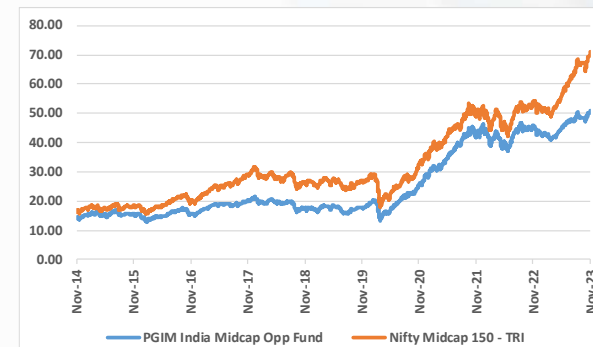
Performance return



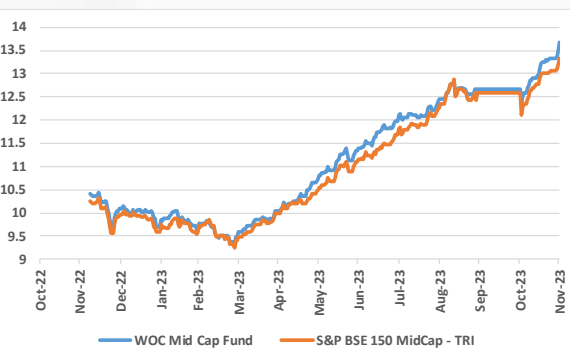
13.88x in Fund vs 9.91x in Nifty Midcap 150 - TRI since inception



6.77x in Fund vs 7.07x in Nifty Midcap 150 - TRI since inception



5.09x in Fund vs 7.09x in Nifty Midcap 150 - TRI since inception



1.36x in Fund vs 1.33x in S&P BSE 150 - TRI Midcap 150 since inception

Top 10 Stocks

HDFC Mid-Cap Opportunities Fund	% Allocation
The Indian Hotels Company Ltd.	3.80
Max Financial Services Ltd.	3.44
The Federal Bank Ltd.	3.39
Apollo Tyres Ltd.	3.17
Tata Communications Ltd.	3.15
Coforge Ltd.	3.04
Max Healthcare Institute Ltd.	2.96
Ipca Laboratories Ltd.	2.93
REC Ltd.	2.73
Bharat Electronics Ltd.	2.70

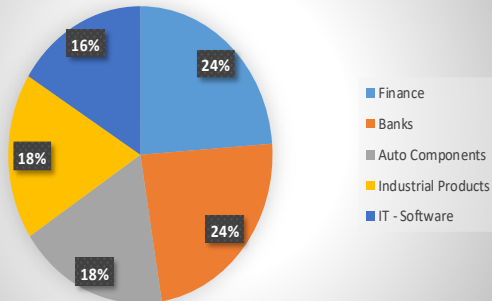
Motilal Oswal Midcap Fund	% Allocation
JIO Financial Services Ltd.	9.19
Persistent Systems Ltd.	9.13
Zomato Ltd.	8.20
Coforge Ltd.	6.77
CG Power and Industrial Solutions Ltd.	6.27
Prestige Estates Projects Ltd.	5.90
Deepak Nitrite Ltd.	5.89
Cholamandalam Investment and Finance Company Ltd.	5.85
Balkrishna Industries Ltd.	5.49
Escorts Kubota Ltd.	4.63

PGIM India Midcap Opp Fund	% Allocation
The Phoenix Mills Ltd.	3.50
Max Healthcare Institute Ltd.	2.96
Tube Investments of India Ltd.	2.71
TVS Motor Company Ltd.	2.60
Abbott India Ltd.	2.43
Timken India Ltd.	2.39
Cholamandalam Investment and Finance Company Ltd.	2.36
HDFC Bank Ltd.	2.27
Dixon Technologies (India) Ltd.	2.24
UNO Minda Ltd.	2.19

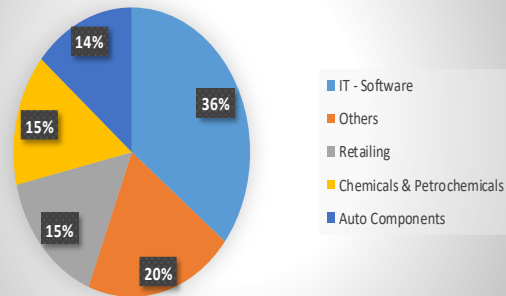
WOC Mid Cap Fund	% Allocation
CG Power and Industrial Solutions Ltd.	3.28
The Indian Hotels Company Ltd.	2.67
Max Healthcare Institute Ltd.	2.48
Coforge Ltd.	2.42
Shriram Finance Ltd.	2.33
IIFL Finance Ltd.	2.30
REC Ltd.	2.26
The Federal Bank Ltd.	2.16
KPIT Technologies Ltd.	2.09
AIA Engineering Ltd.	1.97

Top 5 Sectors

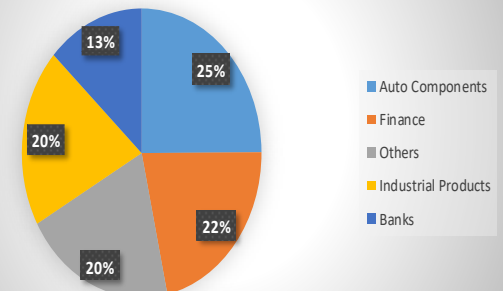
HDFC Mid-Cap Opportunities Fund



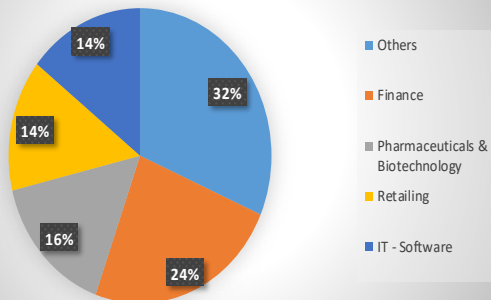
Motilal Oswal Midcap Fund



PGIM India Midcap Opp Fund



WOC Mid Cap Fund



Financials	PB	PE	Expense Ratio	AUM (In Cr.)
HDFC Mid-Cap Opportunities Fund	6.5	34.7	1.5	52138
Motilal Oswal Midcap Fund	9.7	53.7	1.8	6805
PGIM India Midcap Opp Fund	10.5	53.7	1.7	9800
WOC Mid Cap Fund	10.1	49.4	2.1	1306

Market Cap Allocation				
Scheme name	Large Cap (%)	Mid Cap (%)	Small Cap (%)	Others/ Cash (%)
HDFC Mid-Cap Opportunities Fund	3.32	7.31	15.49	6.06
Motilal Oswal Midcap Fund	56.23	23.21	1.52	13.27
PGIM India Midcap Opp Fund	0.00	0.00	7.61	6.83
WOC Mid Cap Fund	69.29	11.46	20.78	21.36

Stock Universe of our MF offerings

- Duplication of stocks are limited across our offerings.
- Exposure to companies in line with investment theme.

Stock Universe	No. of Stocks
Universe of Stocks	269
Unique no. of Stocks	133
Stocks common	57

Strategies (Total No. of stocks)	HDFC Mid-Cap Opportuni- ties Fund (68)	Motilal Oswal Midcap Fund (30)	PGIM India Midcap Opp Fund (67)	WOC Mid Cap Fund (104)
HDFC Mid-Cap Opportunities Fund (68)	37(37%)	10(21%)	16(28%)	22(45%)
Motilal Oswal Midcap Fund (30)	10(35%)	7(25%)	17(58%)	15(52%)
PGIM India Midcap Opp Fund (67)	16(26%)	17(30%)	29(33%)	26(44%)
WOC Mid Cap Fund (104)	22(26%)	15(19%)	26(30%)	60(35%)
Note : Unique stocks & allocation mentioned in highlighted cells				

Instance on How to Read - Stock Universe of our MF offerings (Previous Slide)

- Duplication of stocks are limited across our offerings.
- Exposure to companies in line with investment theme.

Stock Universe	No. of Stocks
Universe of Stocks	25
Unique no. of Stocks	9
Stocks common	16

Strategies (Total No. of stocks)	A	B	C
A	4 (19%)	12 (55%)	4 (16%)
B	12 (59%)	4 (18%)	1 (5%)
C	4 (30%)	1 (11%)	1 (10%)
Note : Unique stocks & allocation mentioned in highlighted cells			

Out of **9 Unique** no. stocks there is only **1** stock in C Strategy with **10% Proportion** which is not allocated in any other MF offered.

4 Stocks of C Fund with **30% Proportion** are **common** amongst both the funds i.e. A & C.

Small Cap Funds

- [DSP Small Cap Fund](#)
- [HDFC Small Cap Fund](#)
- [Invesco India Smallcap Fund](#)
- [PGIM India Smallcap Fund](#)

Investment Objective

DSP Small Cap Fund

The primary investment objective is to seek to generate long term capital appreciation from a portfolio that is substantially constituted of equity and equity related securities of small cap companies.

HDFC Small Cap Fund

The investment objective of the scheme is to provide long-term capital appreciation /income by investing predominantly in Small-Cap companies.

Invesco India Smallcap Fund

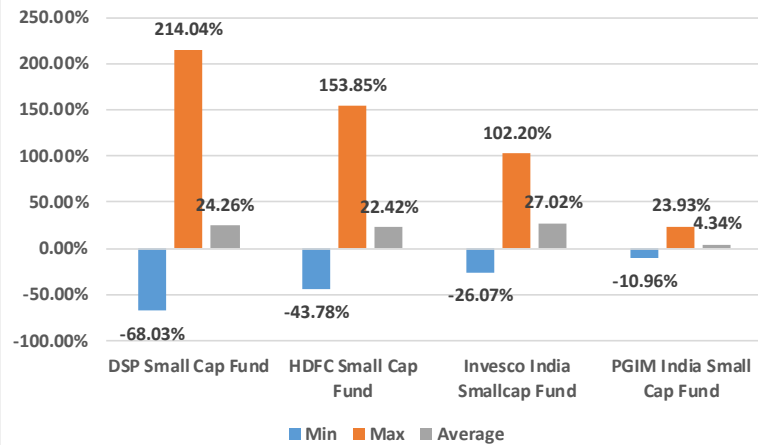
The investment objective of the scheme is to generate capital appreciation by investing predominantly in stocks of smallcap companies.

PGIM India Smallcap Fund

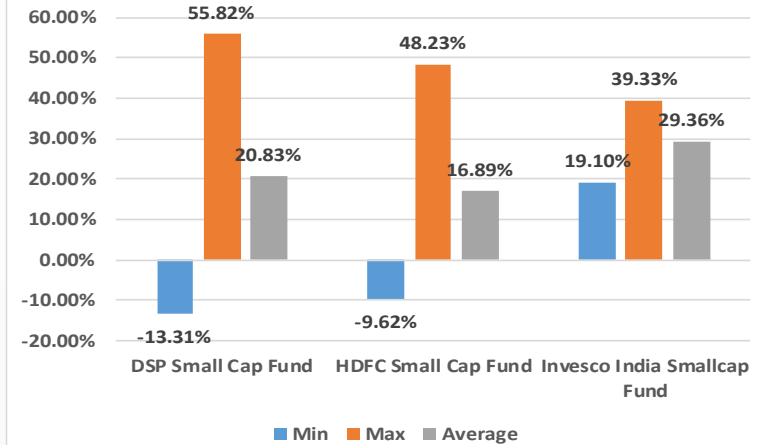
The investment objective of the scheme is to achieve long term capital appreciation by predominantly investing in equity and equity related instruments of small cap companies.

Rolling return

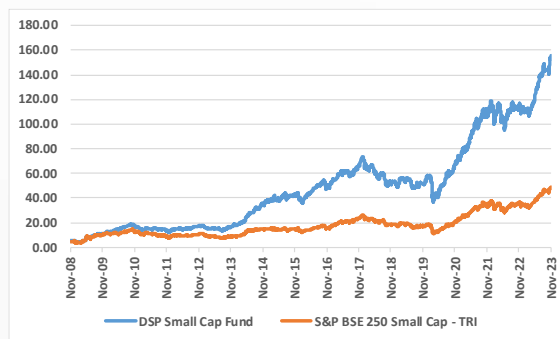
1 Year Rolling return since inception



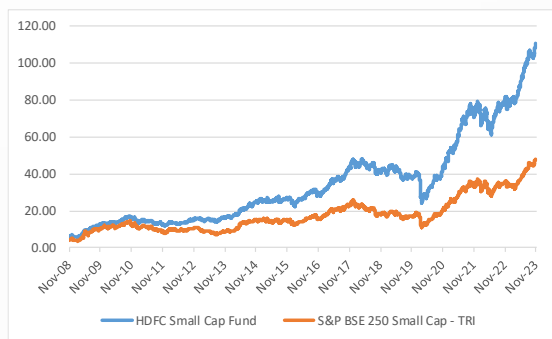
3 Year Rolling return since inception



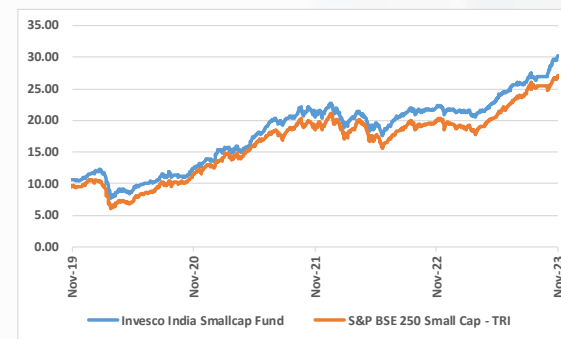
Performance return



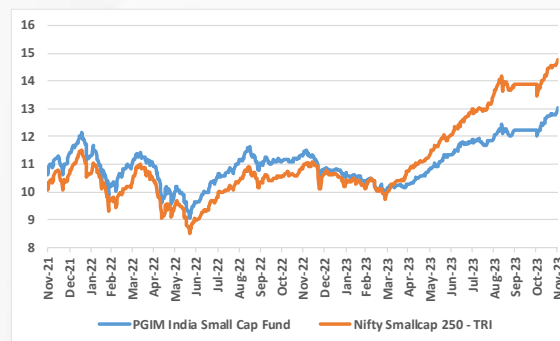
***4.7x in Fund vs 4.7x in S&P BSE 250 - TRI Smallcap since 15th April 2008**



***4.7x in Fund vs 4.7x in S&P BSE 250 Smallcap – TRI since 15th April 2004**



3.02x in Fund vs 2.71x in S&P BSE 250 Smallcap - TRI since inception



1.30x in Fund vs 1.47x in Nifty Smallcap 250 Smallcap - TRI since inception

Top 10 Stocks

DSP Small Cap Fund	% Allocation
Cyient Ltd.	4.88
Ratnamani Metals & Tubes Ltd.	3.15
eClerx Services Ltd.	3.15
Triveni Engineering & Industries Ltd.	2.95
Ipca Laboratories Ltd.	2.81
Suprajit Engineering Ltd.	2.71
Welspun Corp Ltd.	2.38
Nilkamal Ltd.	2.18
Safari Industries (India) Ltd.	2.03
Jubilant Ingrevia Ltd.	1.99

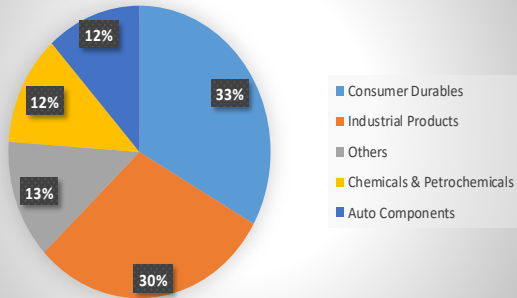
HDFC Small Cap Fund	% Allocation
Sonata Software Ltd.	5.11
eClerx Services Ltd.	3.66
Firstsource Solutions Ltd.	3.56
Bank Of Baroda	3.32
Aster DM Healthcare Ltd.	2.51
IDFC Ltd.	2.38
The Great Eastern Shipping Company Ltd.	2.30
Bajaj Electricals Ltd.	2.23
KEI Industries Ltd.	2.12
Equitas Small Finance Bank Ltd.	2.11

Invesco India Smallcap Fund	% Allocation
CreditAccess Grameen Ltd.	3.34
Global Health Ltd.	2.95
Equitas Small Finance Bank Ltd.	2.78
Central Depository Services (India) Ltd.	2.48
Mrs. Bectors Food Specialities Ltd.	2.42
360 One Wam Ltd.	2.33
Safari Industries (India) Ltd.	2.27
Century Textiles & Industries Ltd.	2.20
KEI Industries Ltd.	2.18
The Phoenix Mills Ltd.	2.14

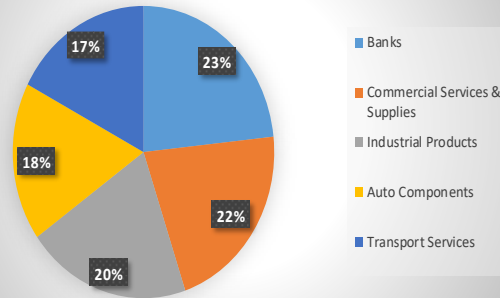
PGIM India Small Cap Fund	% Allocation
Central Depository Services (India) Ltd.	3.23
Global Health Ltd.	3.21
RHI Magnesita India Ltd.	3.19
Multi Commodity Exchange Of India Ltd.	3.19
CE Info Systems Ltd.	3.09
Rainbow Children's Medicare Ltd.	3.06
Triveni Turbine Ltd.	2.95
Sanofi India Ltd.	2.88
Blue Star Ltd.	2.82
360 One Wam Ltd.	2.77

Top 5 Sectors

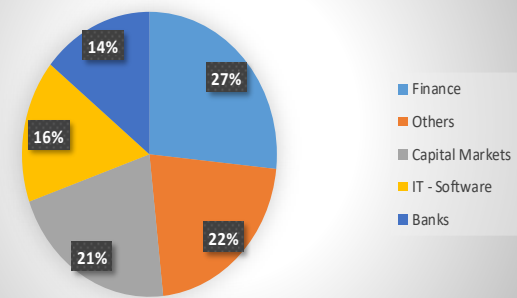
DSP Small Cap Fund



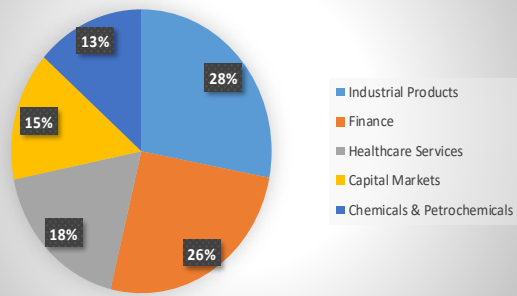
HDFC Small Cap Fund



Invesco India Smallcap Fund



PGIM India Small Cap Fund



Financials	PB	PE	Expense Ratio	AUM (In Cr.)
DSP Small Cap Fund	6.0	35.3	1.8	13095
HDFC Small Cap Fund	5.5	30.6	1.7	25409
Invesco India Smallcap Fund	8.7	49.1	1.9	3260
PGIM India Small Cap Fund	8.9	50.4	2.0	1460

Market Cap Allocation				
Scheme name	Large Cap (%)	Mid Cap (%)	Small Cap (%)	Others/ Cash (%)
DSP Small Cap Fund	8.42	70.03	83.96	7.08
HDFC Small Cap Fund	90.84	5.57	80.77	8.60
Invesco India Smallcap Fund	53.29	36.45	71.64	5.45
PGIM India Small Cap Fund	53.29	12.21	82.95	6.79

Stock Universe of our MF offerings

- Duplication of stocks are limited across our offerings.
- Exposure to companies in line with investment theme.

Stock Universe	No. of Stocks
Universe of Stocks	268
Unique no. of Stocks	168
Stocks common	45

Strategies (Total No. of stocks)	DSP Small Cap Fund (73)	HDFC Small Cap Fund (74)	Invesco India Smallcap Fund (68)	PGIM India Small Cap Fund (53)
DSP Small Cap Fund (73)	52(63%)	15(23%)	7(10%)	4(6%)
HDFC Small Cap Fund (74)	15(19%)	48(59%)	13(19%)	6(9%)
Invesco India Smallcap Fund (68)	7(11%)	13(20%)	37(50%)	19(35%)
PGIM India Small Cap Fund (53)	4(8%)	6(14%)	19(40%)	31(50%)
Note : Unique stocks & allocation mentioned in highlighted cells				

Instance on How to Read - Stock Universe of our MF offerings (Previous Slide)

- Duplication of stocks are limited across our offerings.
- Exposure to companies in line with investment theme.

Stock Universe	No. of Stocks
Universe of Stocks	25
Unique no. of Stocks	9
Stocks common	16

Strategies (Total No. of stocks)	A	B	C
A	4 (19%)	12 (55%)	4 (16%)
B	12 (59%)	4 (18%)	1 (5%)
C	4 (30%)	1 (11%)	1 (10%)
Note : Unique stocks & allocation mentioned in highlighted cells			

Out of **9 Unique** no. stocks there is only **1** stock in C Strategy with **10% Proportion** which is not allocated in any other MF offered.

4 Stocks of C Fund with **30% Proportion** are **common** amongst both the funds i.e. A & C.

Other Funds

- [HDFC Banking & Financial Services Fund](#)
- [ICICI Pru India Opp Fund](#)
- [Invesco India Contra Fund](#)
- [Bandhan Sterling Value Fund](#)
- [Franklin India Opportunities Fund](#)

Investment Objective

HDFC Banking & Financial Services Fund

The investment objective of the scheme is to provide long-term capital appreciation by investing predominantly in equity and equity related instruments of companies engaged in banking and financial services.

ICICI Pru India Opp Fund

The investment objective of the scheme is to generate long-term capital appreciation by investing in opportunities presented by special situations such as corporate restructuring, Government policy and/or regulatory changes, companies going through temporary unique challenges and other similar instances.

Invesco India Contra Fund

The investment objective of the scheme is to generate capital appreciation by investing predominantly in Equity and Equity Related Instruments through contrarian investing.

Bandhan Sterling Value Fund

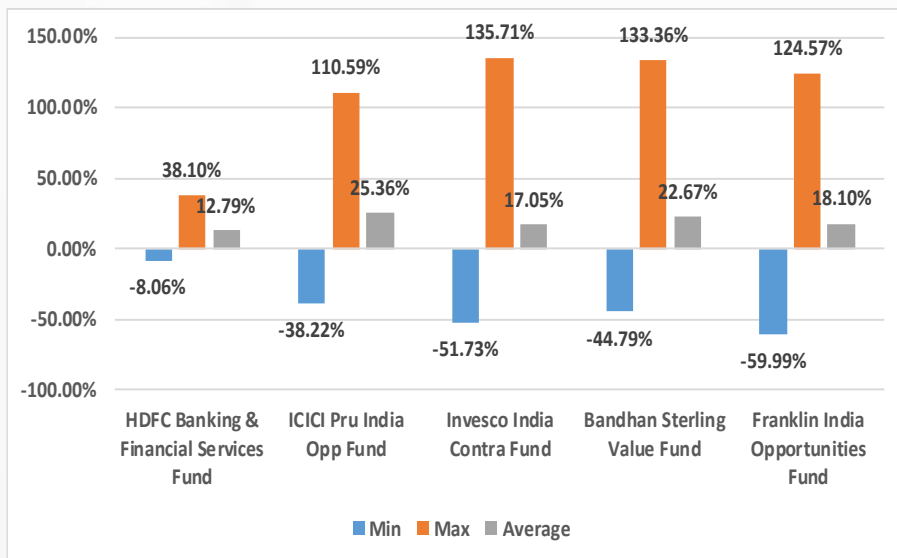
The investment objective of the scheme is to seek to generate capital appreciation from a diversified portfolio of equity and equity related instruments by following a value investment strategy.

Franklin India Opportunities Fund

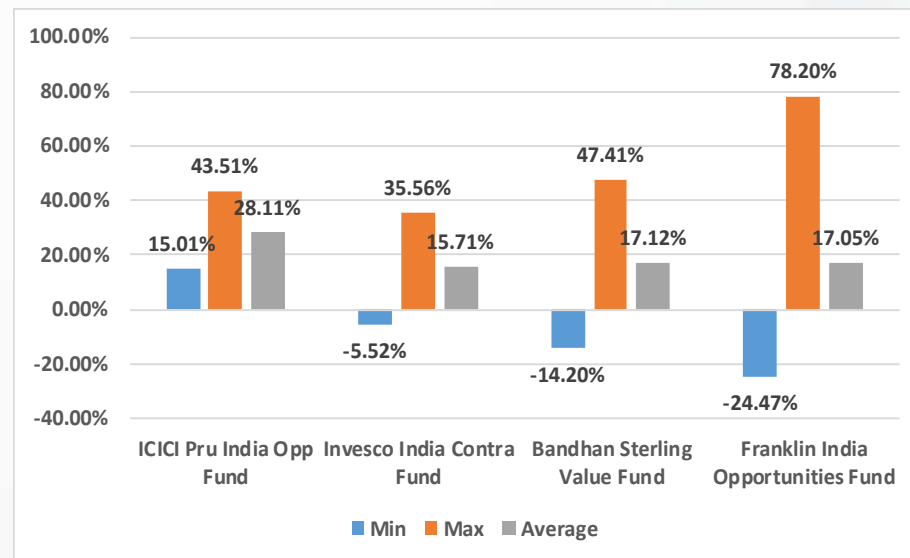
The primary investment objective is to generate capital appreciation by investing in opportunities presented by special situations such as corporate restructuring, Government policy and/or regulatory changes, companies going through temporary unique challenges and other similar instances.

Rolling return

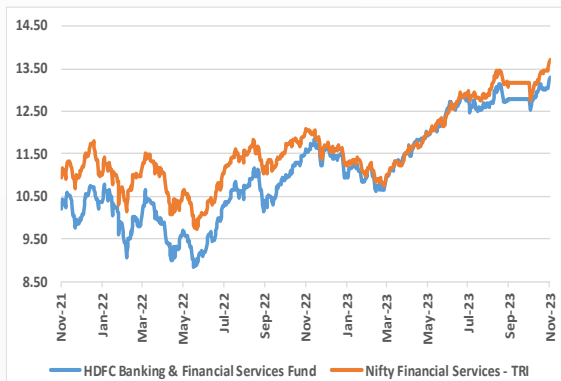
1 Year Rolling return since inception



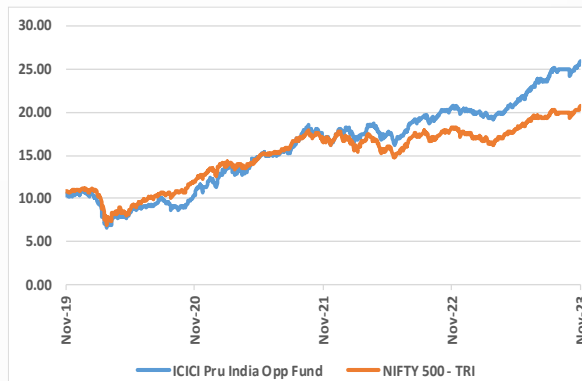
3 Years Rolling return since inception



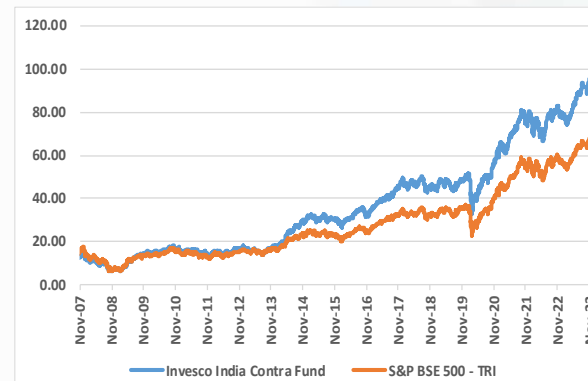
Performance return



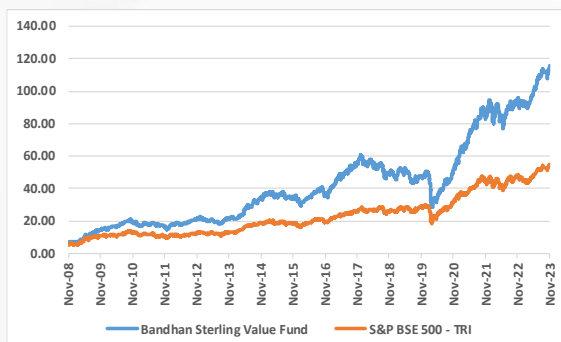
1.33x in Fund vs 1.37x in NIFTY Financial Services - TRI since inception



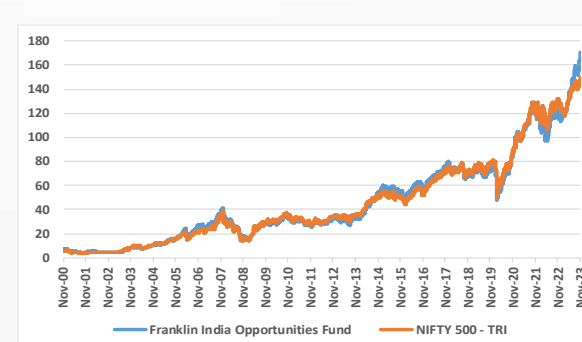
2.59x in Fund vs 2.07x in NIFTY 500 - TRI since inception



9.58x in Fund vs 6.82x in S&P BSE 500 - TRI since inception



11.56x in Fund vs 5.5x in S&P BSE 500 - TRI since inception



17.02x in Fund vs 15.01x in NIFTY 500 - TRI since inception

Top 10 Stocks

HDFC Banking & Financial Services Fund	% Allocation
HDFC Bank Ltd.	23.26
ICICI Bank Ltd.	15.60
Axis Bank Ltd.	7.78
State Bank Of India	5.80
Power Finance Corporation Ltd.	3.67
Five-Star Business Finance Ltd.	3.59
IndusInd Bank Ltd.	3.56
Bajaj Finance Ltd.	3.45
SBI Life Insurance Company Ltd.	3.02
Central Depository Services (India) Ltd.	2.49

ICICI Pru India Opp Fund	% Allocation
ICICI Bank Ltd.	5.41
HDFC Bank Ltd.	5.28
Bharti Airtel Ltd.	5.01
Sun Pharmaceutical Industries Ltd.	4.75
Oil & Natural Gas Corporation Ltd.	4.31
Infosys Ltd.	4.12
Kotak Mahindra Bank Ltd.	3.88
NTPC Ltd.	3.81
Hero MotoCorp Ltd.	2.87
Hindustan Unilever Ltd.	2.71

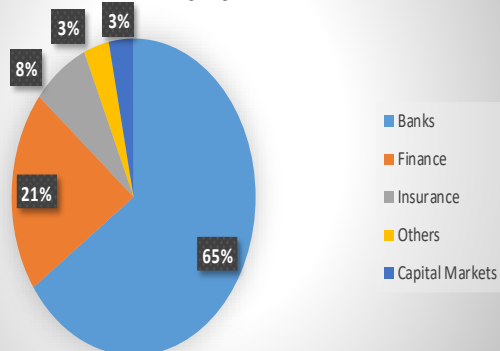
Invesco India Contra Fund	% Allocation
ICICI Bank Ltd.	5.88
Infosys Ltd.	5.42
NTPC Ltd.	4.74
Larsen & Toubro Ltd.	3.34
Axis Bank Ltd.	2.79
State Bank Of India	2.47
HCL Technologies Ltd.	2.46
Sun Pharmaceutical Industries Ltd.	2.23
JIO Financial Services Ltd.	2.20
Bharat Electronics Ltd.	2.18

Bandhan Sterling Value Fund	% Allocation
Axis Bank Ltd.	4.77
HDFC Bank Ltd.	4.11
ICICI Bank Ltd.	3.89
Reliance Industries Ltd.	2.97
Jindal Steel & Power Ltd.	2.70
Tata Consultancy Services Ltd.	2.54
ITC Ltd.	2.54
CG Power and Industrial Solutions Ltd.	2.49
UNO Minda Ltd.	2.15
Hero MotoCorp Ltd.	2.01

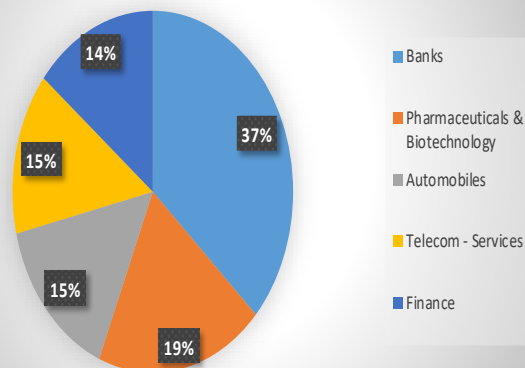
Franklin India Opportunities Fund	% Allocation
NTPC Ltd.	5.49
Reliance Industries Ltd.	5.29
Bharat Electronics Ltd.	4.69
Hindustan Aeronautics Ltd.	4.65
ICICI Bank Ltd.	3.98
PB Fintech Ltd.	3.80
Multi Commodity Exchange Of India Ltd.	3.67
Larsen & Toubro Ltd.	3.61
Kirloskar Oil Engines Ltd.	3.45
Piramal Pharma Ltd.	3.08

Top 5 Sectors

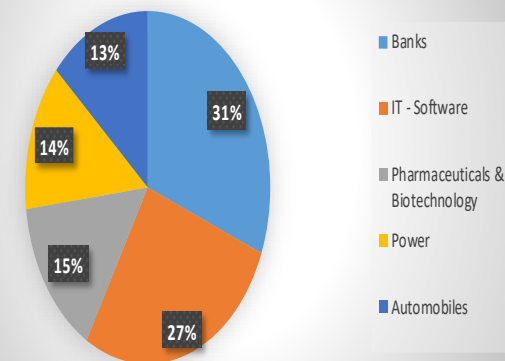
HDFC Banking & Financial Services Fund



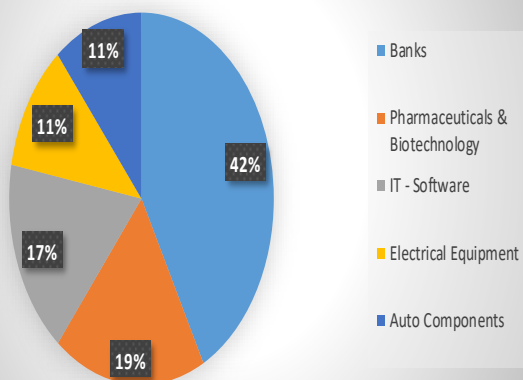
ICICI Pru India Opp Fund



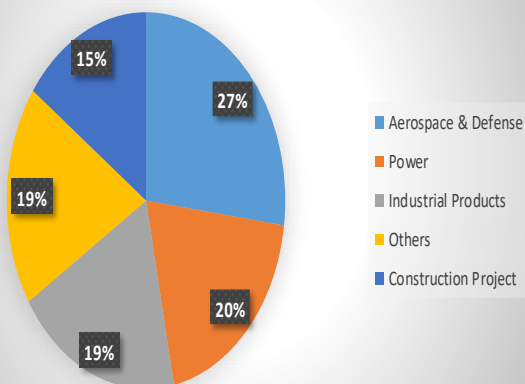
Invesco India Contra Fund



Bandhan Sterling Value Fund



Franklin India Opportunities Fund



Financials	PB	PE	Expense Ratio	AUM (In Cr.)
HDFC Banking & Financial Services Fund	3.6	22.6	1.9	2879
ICICI Pru India Opp Fund	4.9	30.4	1.7	12279
Invesco India Contra Fund	5.4	38.8	1.7	11454
Bandhan Sterling Value Fund	5.1	33.1	1.8	6847
Franklin India Opportunities Fund	5.9	50.0	2.3	1401

Market Cap Allocation				
Scheme name	Large Cap (%)	Mid Cap (%)	Small Cap (%)	Others/ Cash (%)
HDFC Banking & Financial Services Fund	70.62	12.12	13.76	3.50
ICICI Pru India Opp Fund	61.50	14.46	12.31	11.73
Invesco India Contra Fund	65.96	17.40	10.20	6.44
Bandhan Sterling Value Fund	54.73	18.64	20.86	5.77
Franklin India Opportunities Fund	37.50	21.31	30.48	10.71

Stock Universe of our MF offerings

- Duplication of stocks are limited across our offerings.
- Exposure to companies in line with investment theme.

Stock Universe	No. of Stocks
Universe of Stocks	254
Unique no. of Stocks	124
Stocks common	55

Strategies (Total No. of stocks)	Bandhan Sterling Value Fund (63)	Franklin India Opportunities Fund (45)	HDFC Banking & Financial Services Fund (30)	ICICI Pru India Opp Fund (52)	Invesco India Contra Fund (64)
Bandhan Sterling Value Fund (63)	32(41%)	6(13%)	9(22%)	14(27%)	18(31%)
Franklin India Opportunities Fund (45)	6(20%)	26(38%)	3(10%)	7(19%)	11(36%)
HDFC Banking & Financial Services Fund (30)	9(62%)	3(18%)	14(23%)	8(55%)	8(42%)
ICICI Pru India Opp Fund (52)	14(44%)	7(15%)	8(23%)	24(21%)	16(32%)
Invesco India Contra Fund (64)	18(37%)	11(23%)	8(17%)	16(33%)	28(31%)
Note : Unique stocks & allocation mentioned in highlighted cells					

Instance on How to Read - Stock Universe of our MF offerings (Previous Slide)

- Duplication of stocks are limited across our offerings.
- Exposure to companies in line with investment theme.

Stock Universe	No. of Stocks
Universe of Stocks	25
Unique no. of Stocks	9
Stocks common	16

Strategies (Total No. of stocks)	A	B	C
A	4 (19%)	12 (55%)	4 (16%)
B	12 (59%)	4 (18%)	1 (5%)
C	4 (30%)	1 (11%)	1 (10%)
Note : Unique stocks & allocation mentioned in highlighted cells			

Out of **9 Unique** no. stocks there is only **1** stock in C Strategy with **10% Proportion** which is not allocated in any other MF offered.

4 Stocks of C Fund with **30% Proportion** are **common** amongst both the funds i.e. A & C.

International Funds

- [Mirae Asset NYSE FANG+ETF FoF](#)
- [Motilal Oswal Nasdaq 100 FOF](#)
- [Motilal Oswal S&P 500 Index Fund](#)
- [Navi US Total Stock Market FoF](#)

Investment Objective

Mirae Asset NYSE FANG+ETF FoF

The investment objective of the scheme is to provide longterm capital appreciation from a portfolio investing predominantly in units of Mirae Asset NYSE FANG+ ETF.

Motilal Oswal Nasdaq 100 FOF

The investment objective of the scheme is to seek returns by investing in units of Motilal Oswal Nasdaq 100 ETF.

Motilal Oswal S&P 500 Index Fund

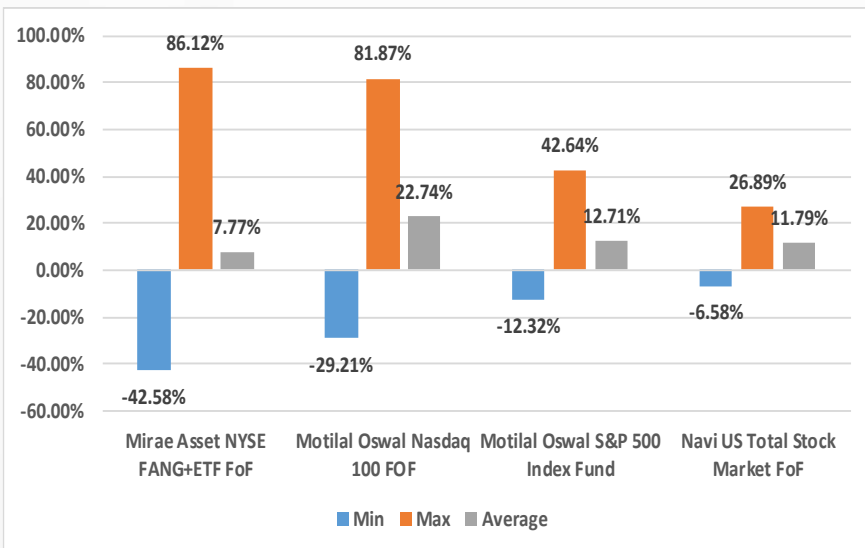
The scheme seeks investment return that corresponds to the performance of S&P 500 Index subject to tracking error.

Navi US Total Stock Market FoF

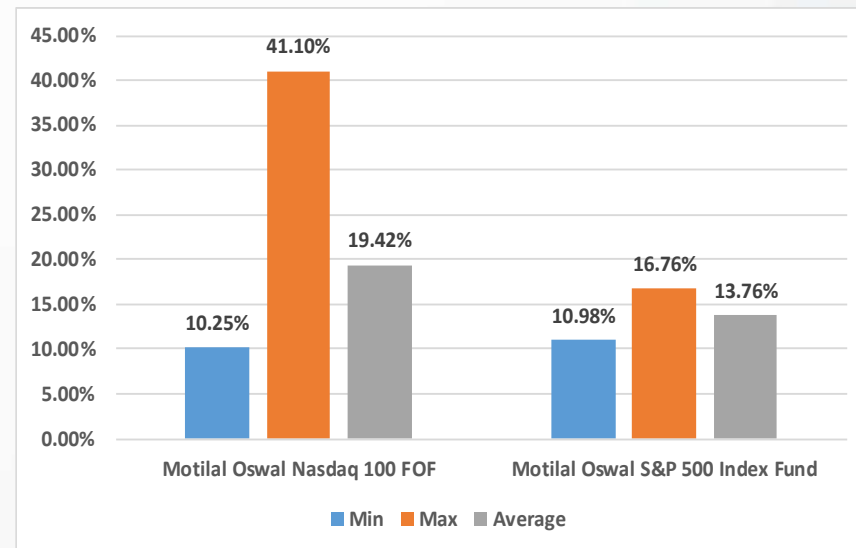
The investment objective of the scheme is to provide longterm capital appreciation by investing in units of the Vanguard Total Stock Market ETF (VTI) or the Schwab Total Stock Market Index Fund (SWTSX).

Rolling return

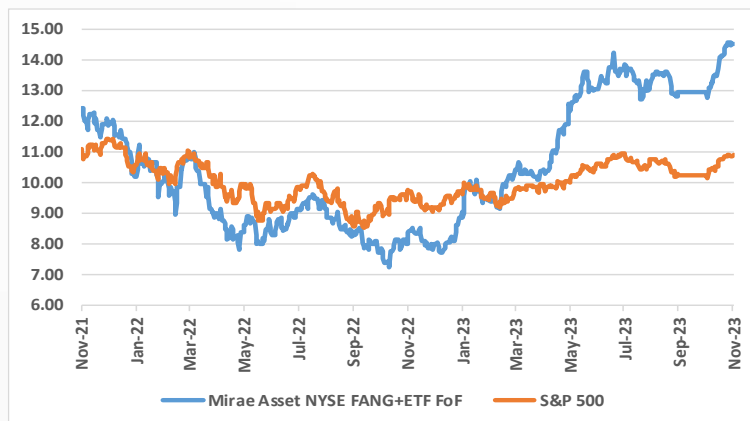
1 Year Rolling return since inception



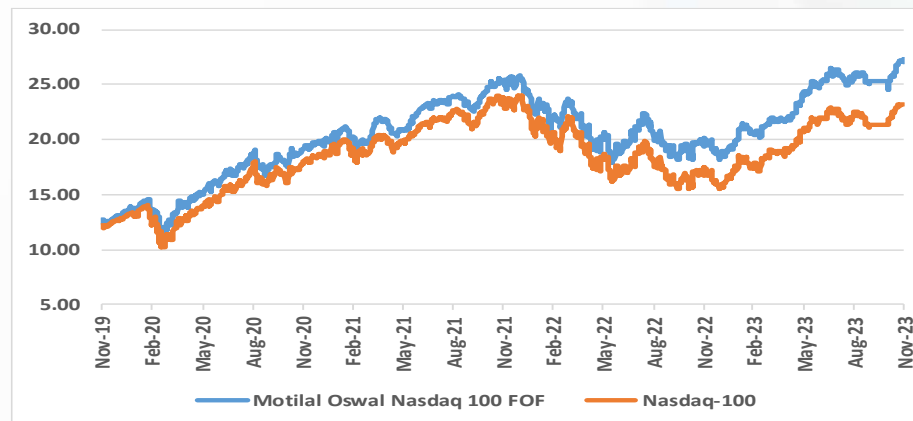
3 Years Rolling return since inception



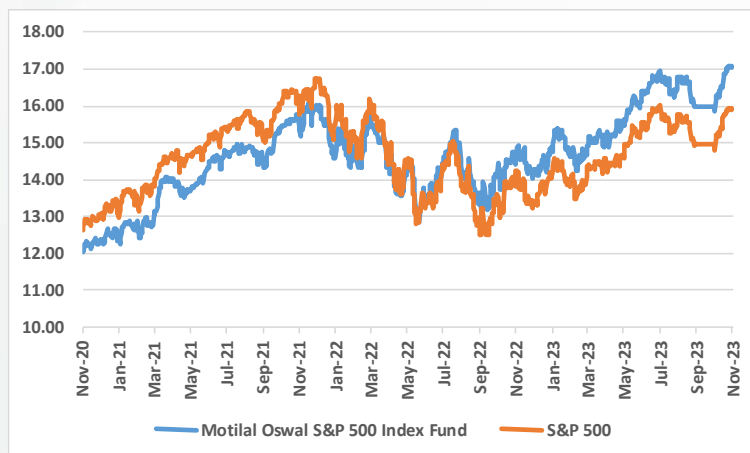
Performance return



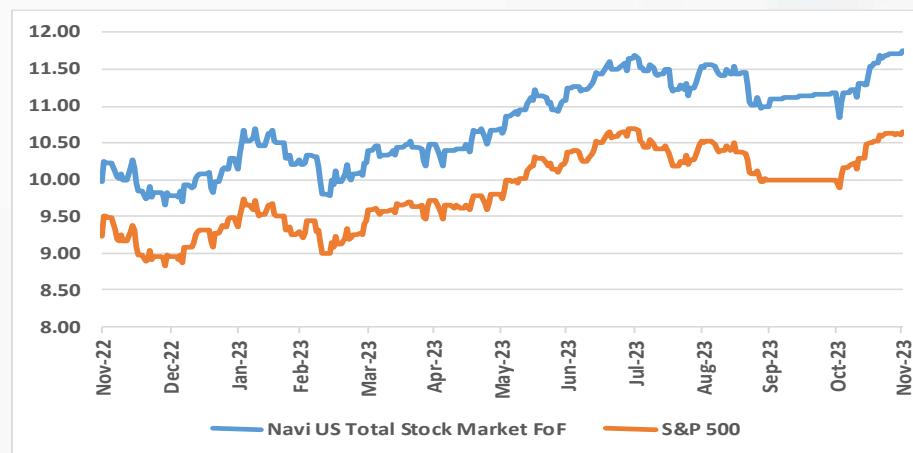
1.45x in Fund vs 1.09x in S&P 500 since inception



2.72x in Fund vs 2.31x in Nasdaq 100 since inception



1.71x in Fund vs 1.60x in S&P500 since inception



1.18x in Fund vs 1.07x in S&P 500 since inception

Top 10 Stocks

Mirae Asset NYSE FANG+ETF FoF	% Allocation
NetFlix Inc.	10.90
Snowflake Inc	10.76
Microsoft Corp	10.69
Apple Inc Com	10.33
Broadcom Corporation	10.29
Facebook	10.16
NVIDIA Corporation	9.75
Amazon.com	9.56
Alphabet Inc A	9.19
Tesla Inc.	8.39

Motilal Oswal Nasdaq 100 FOF	% Allocation
Apple Inc Com	11.06
Microsoft Corp	10.49
Amazon.com	5.62
NVIDIA Corporation	4.30
Facebook	3.80
Broadcom Corporation	3.05
Alphabet Inc A	2.93
Alphabet Inc	2.89
Tesla Inc.	2.84
Adobe Systems	2.23

Motilal Oswal S&P 500 Index Fund	% Allocation
Microsoft Corp	7.35
Microsoft Corp	7.35
Apple Inc Com	7.28
Apple Inc Com	7.28
Amazon.com	3.46
Amazon.com	3.46
NVIDIA Corporation	3.01
NVIDIA Corporation	3.01
Alphabet Inc A	2.05
Alphabet Inc A	2.05

Navi US Total Stock Market FoF	% Allocation
Vanguard ETF	100.00

ELSS Funds

- [ICICI Pru ELSS Tax Saver Fund](#)
- [Mirae Asset Tax Saver](#)
- [Motilal Oswal ELSS Tax Saver Fund](#)

Investment Objective

ICICI Pru ELSS Tax Saver Fund

The scheme seeks to generate long-term capital appreciation through investments made primarily in equity and equity related securities of companies. Accordingly, the NAV of the Scheme is linked to performance of such companies.

Mirae Asset Tax Saver

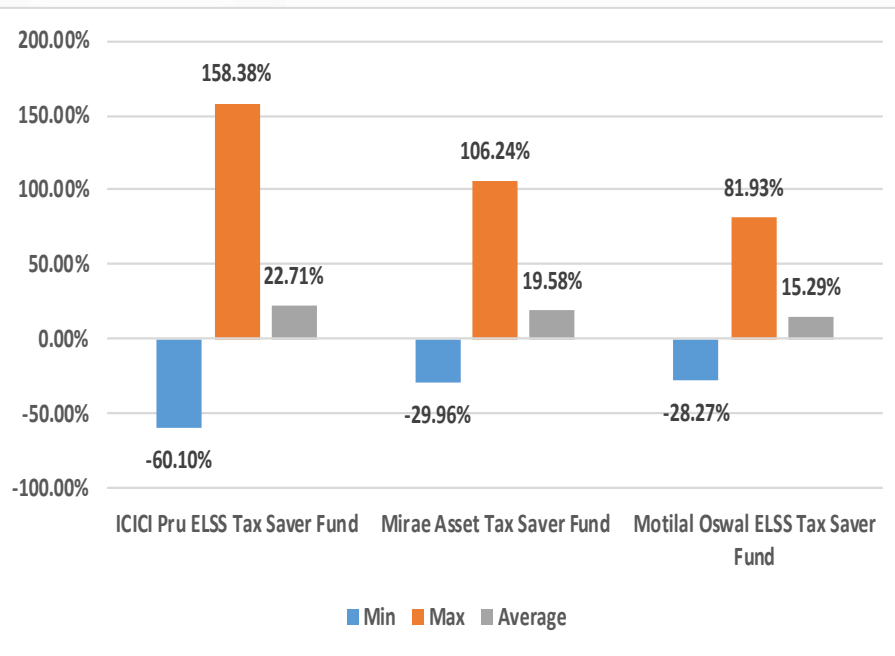
The investment objective of the scheme is to generate long -term capital appreciation from a diversified portfolio of predominantly equity and equity related instruments.

Motilal Oswal Long Term Equity

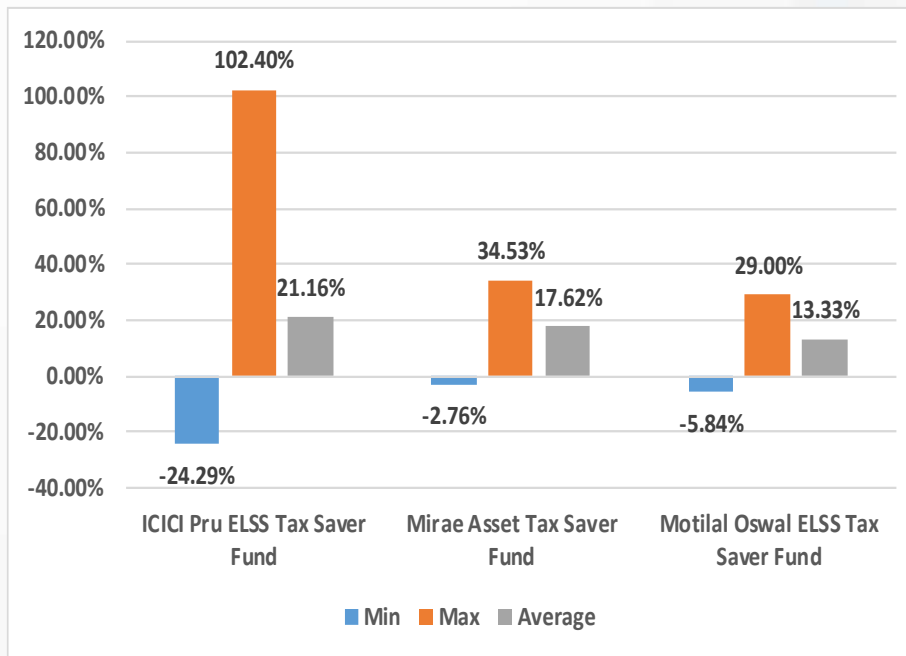
The investment objective of the scheme is to generate long -term capital appreciation from a diversified portfolio of predominantly equity and equity related instruments.

Rolling return

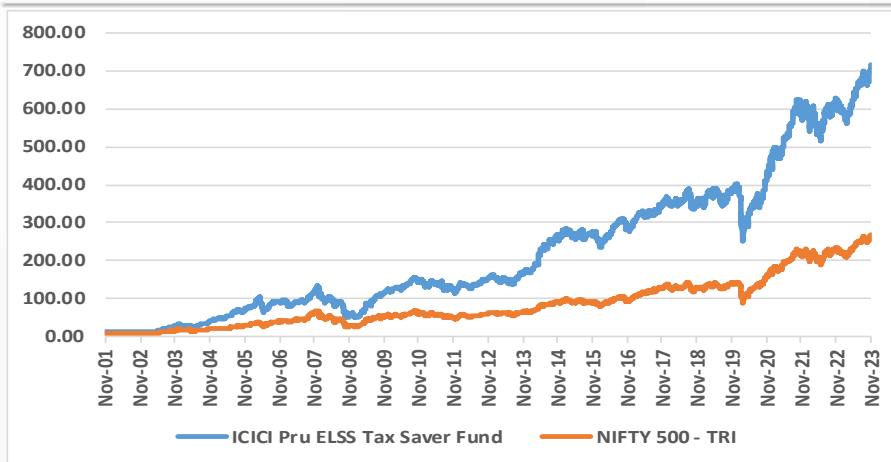
1 Year Rolling return since inception



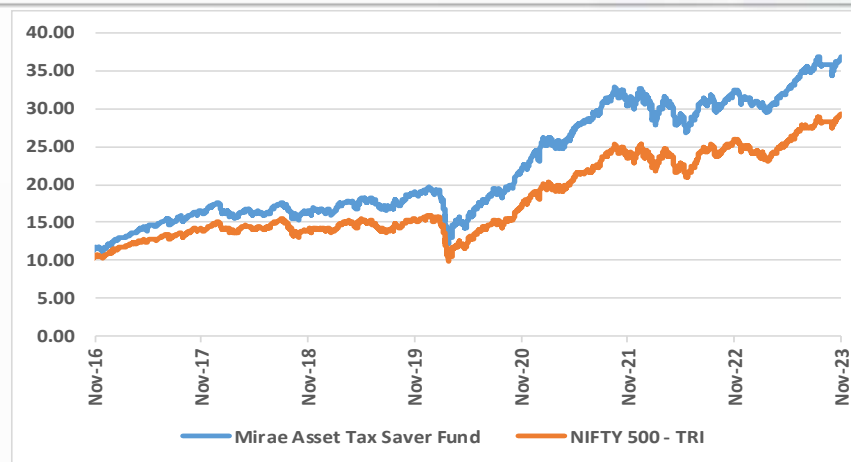
3 Year Rolling return since inception



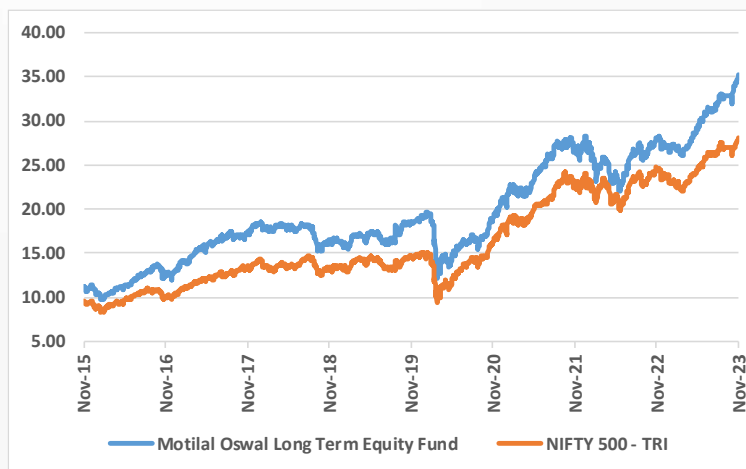
Performance return



71.54x in Fund vs 26.7x in NIFTY 500 - TRI since inception



3.69x in Fund vs 2.94x in NIFTY 500 - TRI since inception



3.53x in Fund vs 2.8x in NIFTY 500 - TRI since inception

Top 10 Stocks

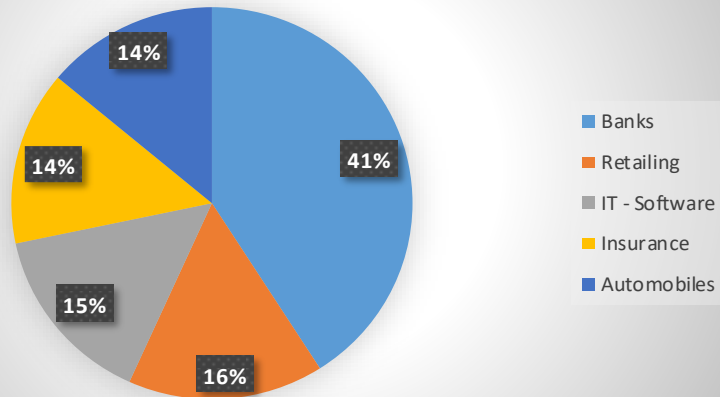
ICICI Pru ELSS Tax Saver Fund	% Allocation
ICICI Bank Ltd.	7.63
HDFC Bank Ltd.	5.73
Bharti Airtel Ltd.	5.62
Axis Bank Ltd.	5.22
Avenue Supermarts Ltd.	5.16
Maruti Suzuki India Ltd.	5.04
Infosys Ltd.	4.38
SBI Cards And Payment Services Ltd.	3.31
Larsen & Toubro Ltd.	3.16
Reliance Industries Ltd.	2.98

Mirae Asset Tax Saver Fund	% Allocation
HDFC Bank Ltd.	9.58
ICICI Bank Ltd.	6.24
State Bank Of India	4.68
Reliance Industries Ltd.	3.79
Infosys Ltd.	3.39
Larsen & Toubro Ltd.	3.28
Axis Bank Ltd.	3.23
NTPC Ltd.	2.92
HCL Technologies Ltd.	2.75
Kotak Mahindra Bank Ltd.	2.24

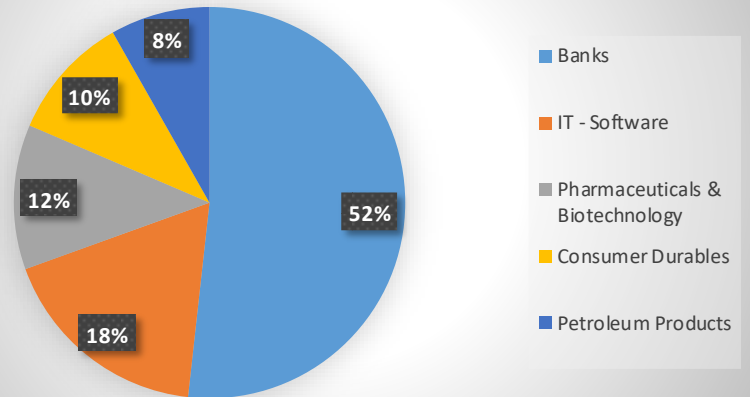
Motilal Oswal ELSS Tax Saver Fund	% Allocation
Trent Ltd.	7.07
Global Health Ltd.	5.89
Zomato Ltd.	5.58
JIO Financial Services Ltd.	5.40
Interglobe Aviation Ltd.	5.14
IndusInd Bank Ltd.	4.78
ICICI Bank Ltd.	4.57
Infosys Ltd.	4.48
Mankind Pharma Ltd.	4.47
Cholamandalam Investment and Finance Company Ltd.	4.45

Top 5 Sectors

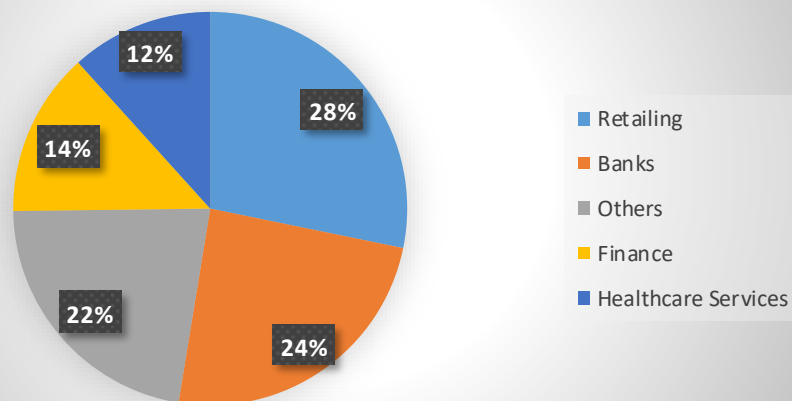
ICICI Pru ELSS Tax Saver Fund



Mirae Asset Tax Saver Fund



Motilal Oswal ELSS Tax Saver Fund



Financials	PB	PE	Expense Ratio	AUM (In Cr.)
ICICI Pru ELSS Tax Saver Fund	5.5	42.1	1.8	11062
Mirae Asset Tax Saver Fund	4.8	31.5	1.6	17532
Motilal Oswal ELSS Tax Saver Fund	7.0	46.1	1.9	2508

Market Cap Allocation				
Scheme name	Large Cap (%)	Mid Cap (%)	Small Cap (%)	Others/ Cash (%)
ICICI Pru ELSS Tax Saver Fund	69.52	11.53	12.32	6.63
Mirae Asset Tax Saver Fund	66.85	21.07	11.09	0.99
Motilal Oswal ELSS Tax Saver Fund	49.34	19.60	22.17	8.88

Stock Universe of our MF offerings

- Duplication of stocks are limited across our offerings.
- Exposure to companies in line with investment theme.

Stock Universe	No. of Stocks
Universe of Stocks	157
Unique no. of Stocks	94
Stocks common	29

Strategies (Total No. of stocks)	ICICI Pru ELSS Tax Saver Fund (57)	Mirae Asset Tax Saver Fund (71)	Motilal Oswal ELSS Tax Saver Fund (29)
ICICI Pru ELSS Tax Saver Fund (57)	32(30%)	22(62%)	8(17%)
Mirae Asset Tax Saver Fund (71)	22(53%)	45(44%)	9(17%)
Motilal Oswal ELSS Tax Saver Fund (29)	8(32%)	9(39%)	17(48%)
Note : Unique stocks & allocation mentioned in highlighted cells			

Instance on How to Read - Stock Universe of our MF offerings (Previous Slide)

- Duplication of stocks are limited across our offerings.
- Exposure to companies in line with investment theme.

Stock Universe	No. of Stocks
Universe of Stocks	25
Unique no. of Stocks	9
Stocks common	16

Strategies (Total No. of stocks)	A	B	C
A	4 (19%)	12 (55%)	4 (16%)
B	12 (59%)	4 (18%)	1 (5%)
C	4 (30%)	1 (11%)	1 (10%)
Note : Unique stocks & allocation mentioned in highlighted cells			

Out of **9 Unique** no. stocks there is only **1** stock in C Strategy with **10% Proportion** which is not allocated in any other MF offered.

4 Stocks of C Fund with **30% Proportion** are **common** amongst both the funds i.e. A & C.

Recommended Mutual Funds

Scheme Category	Scheme Name
Large Cap Funds	HDFC Top 100 Fund
Large Cap Funds	Mirae Asset Large Cap Fund
Large Cap Funds	Aditya Birla SL Focused Equity Fund
Large Cap Funds	ICICI Pru Nifty Next 50 Index Fund
Large Cap Funds	Aditya Birla SL Frontline Equity Fund
Large Cap Funds	360 ONE Focused Equity Fund
Large and Mid Cap Funds	Kotak Equity Opportunities Fund
Large and Mid Cap Funds	Motilal Oswal Large & Mid Cap Fund
Flexi Cap Funds	Aditya Birla SL Flexi Cap Fund
Flexi Cap Funds	Franklin India Flexi Cap Fund
Flexi Cap Funds	HDFC Flexi Cap Fund
Flexi Cap Funds	Kotak Flexicap Fund
Flexi Cap Funds	Parag Parikh Flexi Cap Fund
Flexi Cap Funds	WOC Flexicap Fund
Flexi Cap Funds	Helios Flexi Cap Fund
Flexi Cap Funds	360 ONE Flexicap Fund
Flexi Cap Funds	Mirae Asset Multicap Fund
Mid Cap Funds	HDFC Mid-Cap Opportunities Fund
Mid Cap Funds	Motilal Oswal Midcap Fund
Mid Cap Funds	PGIM India Midcap Opportunities Fund
Mid Cap Funds	WOC Mid Cap Fund
Small Cap Funds	DSP Small Cap Fund
Small Cap Funds	HDFC Small Cap Fund
Small Cap Funds	Invesco India Smallcap Fund
Small Cap Funds	PGIM India Smallcap Fund
Sectoral Funds	HDFC Banking & Financial Services Fund
Thematic Funds	ICICI Pru India Opp Fund
Value Funds	Bandhan Sterling Value Fund
Thematic Funds	Franklin India Opportunities Fund
Contra Funds	Invesco India Contra Fund
International Funds	Mirae Asset NYSE FANG+ETF FoF
International Funds	Motilal Oswal Nasdaq 100 FOF
International Funds	Motilal Oswal S&P 500 Index Fund
International Funds	Navi US Total Stock Market FoF
ELSS Funds	ICICI Pru LT Equity Fund (Tax Saving)
ELSS Funds	Mirae Asset Tax Saver
ELSS Funds	Motilal Oswal Long Term Equity

Thank You !

**Motilal Oswal Financial Services Limited (MOFSL)* Member of NSE, BSE, MCX, NCDEX CIN No.:
L67190MH2005PLC153397**

Registered Office Address: Motilal Oswal Tower, Rahimtullah Sayani Road, Opposite Parel ST Depot, Prabhadevi, Mumbai-400025; Tel No.: 022-71934263; Website www.motilaloswal.com. Correspondence Office Address: Palm Spring Centre, 2nd Floor, Palm Court Complex, New Link Road, Malad (West), Mumbai- 400 064. Tel No: 022 7188 1000. Registration Nos.: Motilal Oswal Financial Services Limited (MOFSL)*: INZ000158836. (BSE/NSE/MCX/NCDEX); CDSL and NSDL: IN-DP-16-2015; Research Analyst: INH000000412. AMFI: ARN - 146822; ; Insurance Corporate Agent: CA0579. Motilal Oswal Asset Management Company Ltd. (MOAMC): PMS (Registration No.: INP000000670); PMS and Mutual Funds are offered through MOAMC which is group company of MOFSL. Motilal Oswal Wealth Management Ltd. (MOWML): PMS (Registration No.: INP000004409) is offered through MOWML, which is a group company of MOFSL. • Motilal Oswal Financial Services Limited is a distributor of Mutual Funds, PMS, Fixed Deposit, Bond, NCDs, Insurance Products, Investment advisor and IPOs etc . These are not Exchange traded products and the Trading Member is just acting as distributor. All disputes with respect to the distribution activity would not have access to Exchange Investor Redressal Forum or Arbitration mechanism • Research & Advisory services is backed by proper research. Please read the Risk Disclosure Document prescribed by the Stock Exchanges carefully before investing. There is no assurance or guarantee of the returns. Details of Compliance Officer: Name: Neeraj Agarwal, Email ID: na@motilaloswal.com, Contact No.:022-40548085.The securities quoted are exemplary and are not recommendatory. Brokerage will not exceed SEBI prescribed limit. Customer having any query/feedback/ clarification may write to query@motilaloswal.com. In case of grievances for Securities Broking write to grievances@motilaloswal.com, for DP to dpgrievances@motilaloswal.com.

***Such representations are not indicative of future results.**

Investment in securities market are subject to market risks, read all the related documents carefully before investing.

Awards & Accolades



Voted as the top firm
across multiple
categories in the
**Asiamoney Brokers
Poll 2020 & 2019**



Inducted in the
'Hall of Fame'
at the 10th CNBC TV18
Financial Advisor
Awards 2019



Wins the **'Best
Broking Business of
the Year 2018'** at the
Money Control Wealth
Creator Awards.



**'Best Performing
Financial Advisor'**
(Equity Broker)
at the CNBC
TV18 Financial Advisor
Awards (5 Times)



Best Brokerage House
of the Year -
(West Region)
at the MCX Awards
2018 & 2019



Motilal Oswal
Financial Services
features in
Forbes India Super 50



Motilal Oswal
Financial Services
is now a
**Fortune 500
(India) Company**



Wins award for
innovation in
Cross-Media Marketing
at the Asia Pacific
Stevie® Awards



**'Best Video Content
in a traditional media'**
Award in Financial
Services Category
at the VIDEA 2020
Video Mmedia Awards



Wins
'Brand of the Year'
at the CNBC TV18
India Business
Leadership
Awards 2018

