

Know about the funds

Fund name	Inception	Fund manager	Benchmark	*Performance (Fund vs Benchmark in %)								Ratings	
				1 year		3 Year		5 year		#Since Inception		Value	Research
Equity Saving Funds													
HDFC Equity Savings Fund	17-Sep-04	Srinivasan Ramamurthy	NIFTY 50 - TRI	8.00	7.01	13.58	19.27	9.11	14.27	9.24	-	★★★★	
ICICI Pru Equity Savings Fund	05-Dec-14	Kayzad Eghlim	NIFTY 50 - TRI	8.52	7.01	10.38	19.27	8.10	14.27	7.70	-	★★★★★	
Kotak Equity Savings Fund	13-Oct-14	Devender Singhal	NIFTY 50 - TRI	9.41	7.01	10.94	19.27	9.35	14.27	8.64	-	★★★★★	
Aditya Birla SL Equity Savings Fund	28-Nov-14	Harish Krishnan	NIFTY 50 - TRI	7.99	7.01	9.62	19.27	8.09	14.27			★★	
Mirae Asset Equity Savings Fund	17-Dec-18	Harshad Borawake	NIFTY 50 - TRI	8.37	7.01	11.69	19.27	-	-	10.52	-	★★★★	
SBI Equity Savings Fund	27-May-15	Neeraj Kumar	NIFTY 50 - TRI	11.73	7.01	12.39	19.27	10.15	14.27	8.47	-	★★★★	
Balanced Advantage Funds / Dynamic Asset Allocation Funds													
Aditya Birla SL Balanced Advantage Fund	25-Apr-00	Mohit Sharma	CRISIL Hybrid 35+65 - Aggressive Index	8.57	7.82	13.28	15.07	10.21	12.86	9.34	-	★★★	
DSP Dynamic Asset Allocation Fund	06-Feb-14	Atul Bhole	CRISIL Hybrid 35+65 - Aggressive Index	8.31	7.82	8.40	15.07	8.36	12.86	8.24	-	★★★	
HDFC Balanced Advantage Fund	11-Sep-00	Gopal Agrawal	CRISIL Hybrid 35+65 - Aggressive Index	18.85	7.82	28.53	15.07	15.55	12.86	16.99	-	★★★★★	
ICICI Pru Balanced Advantage Fund	30-Dec-06	Sankaran Naren	CRISIL Hybrid 35+65 - Aggressive Index	9.26	7.82	14.35	15.07	11.65	12.86	10.94	-	★★★★★	
Kotak Balanced Advantage Fund	03-Aug-18	Harsha Upadhyaya	CRISIL Hybrid 35+65 - Aggressive Index	8.71	7.82	10.94	15.07	10.69	12.86	9.61	-	★★★★★	
Arbitrage Funds													
Aditya Birla SL Arbitrage Fund	24-Jul-09	Lovelish Solanki	Nifty 50 Arbitrage	7.09	7.80	4.79	5.15	5.00	4.92	6.21	5.02	★★★	
ICICI Pru Equity-Arbitrage Fund	30-Dec-06	Kayzad Eghlim	Nifty 50 Arbitrage	7.17	7.80	4.85	5.15	5.01	4.92	6.84	5.02	★★★	
Kotak Equity Arbitrage Fund	29-Sep-05	Hiten Shah	Nifty 50 Arbitrage	7.42	7.80	5.06	5.15	5.19	4.92	6.86	5.02	★★★★★	
HDFC Arbitrage-WP	23-Oct-07	Arun Agarwal	Nifty 50 Arbitrage	7.20	7.80	4.77	5.15	4.86	4.92	6.45	5.02	★★	
Bandhan Arbitrage Fund	21-Dec-06	Nemish Sheth	Nifty 50 Arbitrage	7.16	7.80	4.69	5.15	4.89	4.92	6.49	5.02	★★★	
Invesco India Arbitrage Fund	30-Apr-07	Deepak Gupta	Nifty 50 Arbitrage	7.42	7.80	5.08	5.15	5.13	4.92	6.52	5.02	★★★★★	

#Please Note: We have taken standard common benchmarks as Data is not available for Different Specific Benchmarks of Respective Funds.
 Since the inception date of CRISIL Hybrid 35+65 - Aggressive Index is 31st March 2002 for funds whose inception date is before 31st March 2002, Since Inception Benchmark returns are calculated from 31st March 2002 and inception date for Nifty 50 Arbitrage is 1st April 2006 for funds whose inception date is before 1st April 2006 , Since Inception Benchmark returns are calculated from 1st April 2006.

Note: Light green is Top return within the category and Light red is Bottom Return.

Source: Ace MF, Value Research, Respective AMC website | *Data as on 31st October, 2023

Asset Class	Category	Capital Gain			Dividend/Interest	
		Period of LTCG	Rate of STCG	Rate of LTCG	Type	Rate (NEW)
Mutual Fund	Hybrid MF	More than 12 months	15%	10%	Dividend	Marginal Taxation

*Tax Rates are excluding surcharge and cess.

STCG – Short-term Capital Gains Tax is levied on investments in hybrid mutual fund held for less than 1 years. The tax rate will be 15% excluding surcharge and cess.

LTCG – Long-term Capital Gains Tax is levied on investments in Aggressive - hybrid mutual fund held for more than 1 year. The tax rate will be 10% excluding surcharge and cess.

Dividend Taxation – The dividend income is considered other income of the investor and taxable as per marginal tax slab of the investor.

Update of MF Offerings

- Equity Savings Funds
- Balanced Advantage Funds / Dynamic Asset Allocation Funds
- Arbitrage Funds

Equity Savings Funds

- [HDFC Equity Savings Fund](#)
- [ICICI Pru Equity Savings Fund](#)
- [Kotak Equity Savings Fund](#)
- [Mirae Asset Equity Savings Fund](#)
- [SBI Equity Savings Fund](#)
- [Aditya Birla SL Equity Savings Fund](#)

Investment Objective

HDFC Equity Savings Fund

The objective of the scheme is to provide capital appreciation by investing in Equity & equity related instruments, Arbitrage opportunities, and Debt & money market instruments.

ICICI Pru Equity Savings Fund

The scheme seeks to generate regular income through investments in fixed income securities and using arbitrage and other derivative strategies. The Scheme also intends to generate long-term capital appreciation by investing a portion of the Scheme's assets in equity and equity related instruments.

Kotak Equity Savings Fund

The investment objective of the scheme is to generate capital appreciation and income by predominantly investing in arbitrage opportunities in the cash and derivatives segment of the equity market, and enhance returns with a moderate exposure in equity & equity related instruments.

Mirae Asset Equity Savings Fund

The investment objective of the scheme is to provide capital appreciation and income distribution to the investors by using equity and equity related instruments, arbitrage opportunities, and investments in debt and money market instruments.

SBI Equity Savings Fund

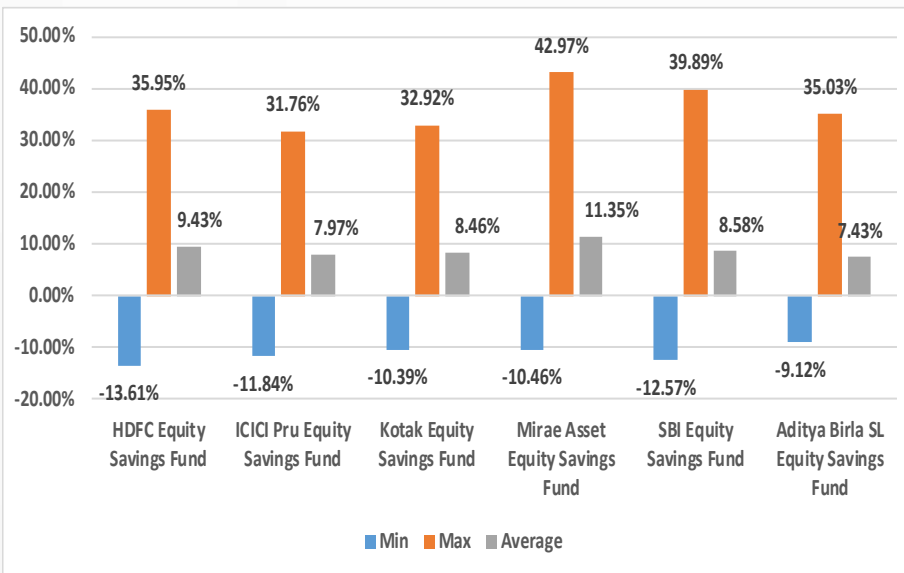
The investment objective of the scheme is to generate income by investing in arbitrage opportunities in the cash and derivatives segment of the equity market, and capital appreciation through a moderate exposure in equity.

Aditya Birla SL Equity Savings Fund

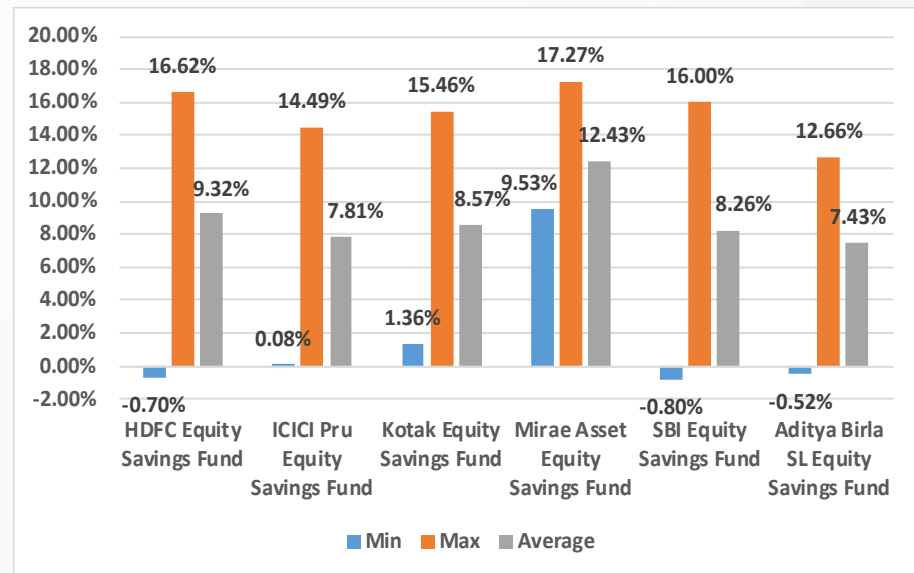
The objective of the scheme is To provide capital appreciation and income distribution to the investors by using a blend of equity derivatives strategies, arbitrage opportunities and pure equity investments.

Rolling return

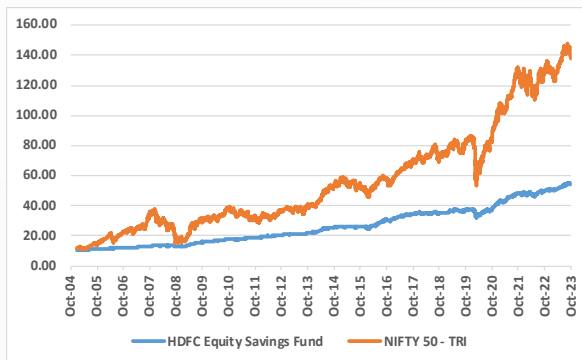
1 Year Rolling return since inception



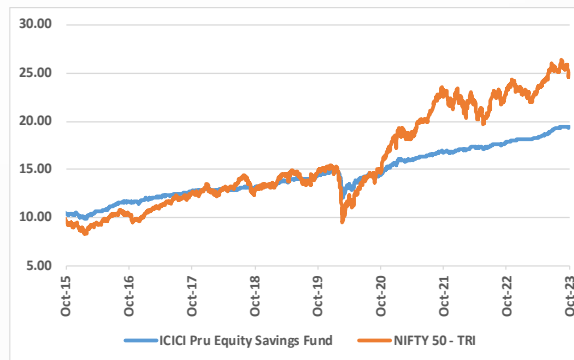
3 Years Rolling return since inception



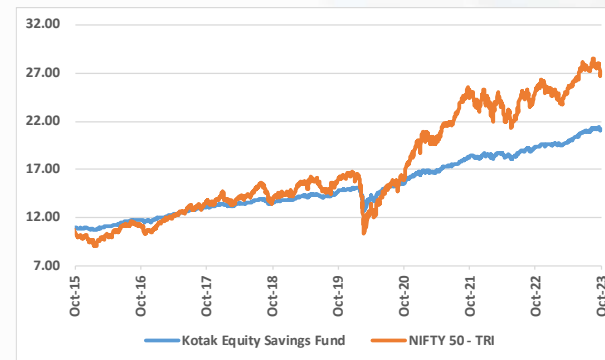
Performance return



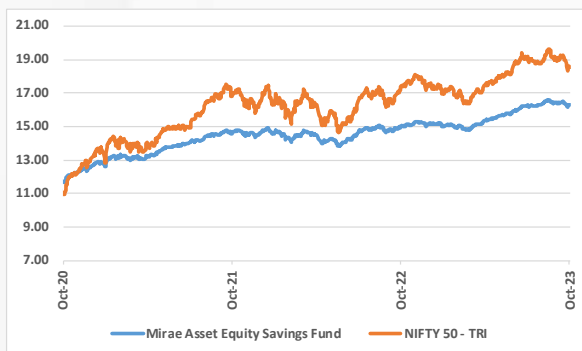
5.42x in Fund vs 13.97x in Nifty 50 - TRI since inception



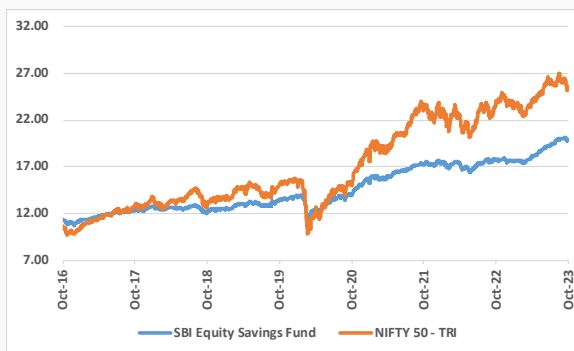
1.94x in Fund vs 2.49x in Nifty 50 - TRI since inception



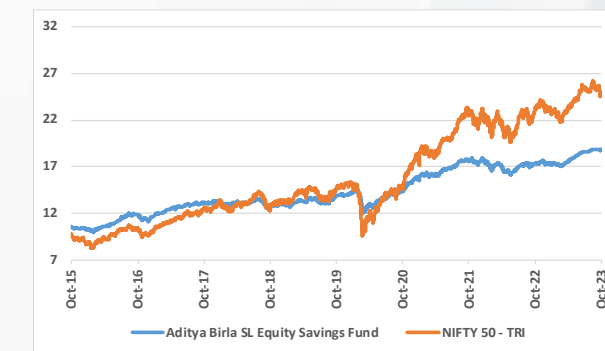
2.12x in Fund vs 2.70x in Nifty 50 - TRI since inception



1.63x in Fund vs 1.86x in Nifty 50 - TRI since inception



1.99x in Fund vs 2.55x in Nifty 50 - TRI since inception



1.88x in Fund vs 2.48x in Nifty 50 - TRI since inception

Top 10 Stocks

HDFC Equity Savings Fund	% Allocation
HDFC Bank Ltd.	5.86
State Bank Of India	4.49
Titan Company Ltd.	3.95
ICICI Bank Ltd.	3.28
Maruti Suzuki India Ltd.	3.26
Larsen & Toubro Ltd.	2.48
Axis Bank Ltd.	2.24
Sun Pharmaceutical Industries Ltd.	2.10
Adani Ports and Special Economic Zone Ltd.	1.97
Infosys Ltd.	1.73

ICICI Pru Equity Savings Fund	% Allocation
HDFC Bank Ltd.	5.87
Infosys Ltd.	5.62
Sun Pharmaceutical Industries Ltd.	5.60
Reliance Industries Ltd.	5.36
Hindustan Unilever Ltd.	5.31
ITC Ltd.	4.00
Axis Bank Ltd.	3.33
NTPC Ltd.	3.29
ICICI Bank Ltd.	2.91
Adani Ports and Special Economic Zone Ltd.	2.67

Kotak Equity Savings Fund	% Allocation
HDFC Bank Ltd.	7.20
ICICI Bank Ltd.	4.37
Maruti Suzuki India Ltd.	3.73
Sun Pharmaceutical Industries Ltd.	3.39
Adani Ports and Special Economic Zone Ltd.	3.35
Power Finance Corporation Ltd.	2.63
Ambuja Cements Ltd.	2.04
Reliance Industries Ltd.	1.85
Hindustan Unilever Ltd.	1.83
Hero MotoCorp Ltd.	1.74

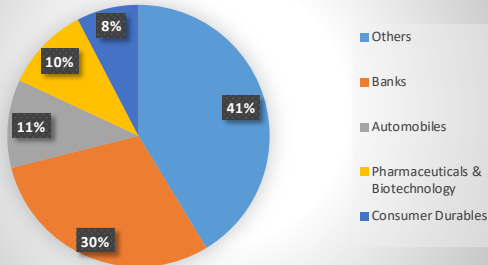
Mirae Asset Equity Savings Fund	% Allocation
HDFC Bank Ltd.	4.15
ICICI Bank Ltd.	3.39
Reliance Industries Ltd.	2.88
Axis Bank Ltd.	2.18
State Bank Of India	1.81
Tata Steel Ltd.	1.75
Sun Pharmaceutical Industries Ltd.	1.71
Infosys Ltd.	1.69
Tata Motors Ltd.	1.55
Bharti Airtel Ltd.	1.54

SBI Equity Savings Fund	% Allocation
HDFC Bank Ltd.	5.93
ICICI Bank Ltd.	5.37
Reliance Industries Ltd.	2.06
Maruti Suzuki India Ltd.	2.00
Kotak Mahindra Bank Ltd.	1.91
Larsen & Toubro Ltd.	1.67
Adani Ports and Special Economic Zone Ltd.	1.50
Bharat Heavy Electricals Ltd.	1.42
Gokaldas Exports Ltd.	1.31
HDFC Asset Management Company Ltd.	1.28

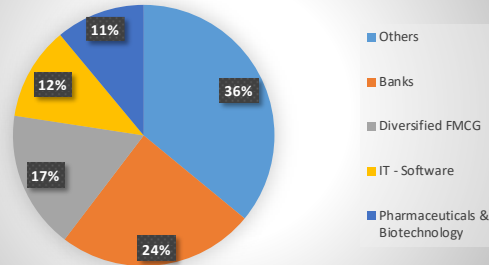
Aditya Birla SL Equity Savings Fund	% Allocation
GMIR Airports Infrastructure Ltd.	7.06
Cholamandalam Investment and Finance Company Ltd. - (4.38
HDFC Bank Ltd.	4.34
Kotak Mahindra Bank Ltd.	4.28
Sun Pharmaceutical Industries Ltd.	3.97
IndusInd Bank Ltd.	3.86
ICICI Bank Ltd.	3.04
Reliance Industries Ltd.	2.98
Indus Towers Ltd.	2.62
ITC Ltd.	2.33

Top 5 Sectors

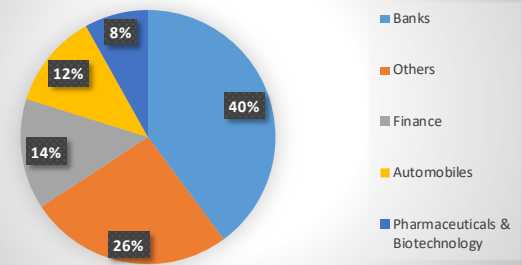
HDFC Equity Savings Fund



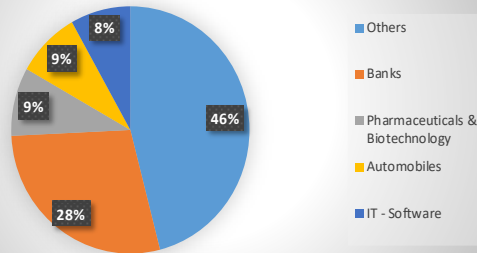
ICICI Pru Equity Savings Fund



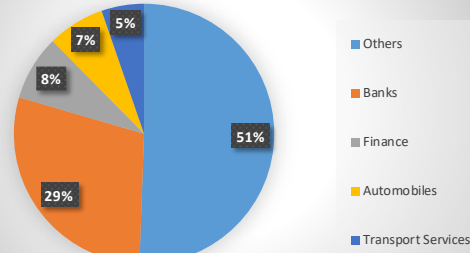
Kotak Equity Savings Fund



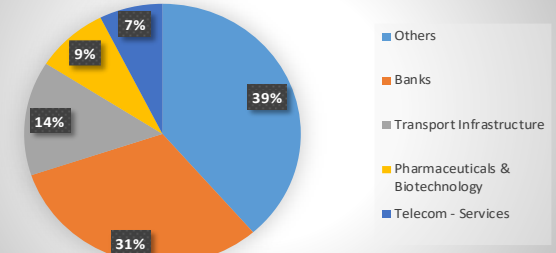
Mirae Asset Equity Savings Fund



SBI Equity Savings Fund



Aditya Birla SL Equity Savings Fund



Fund Characteristics

Financials	PB	PE	Expense Ratio	AUM (In Cr.)
HDFC Equity Savings Fund	5.1	30.1	2.0	3167
ICICI Pru Equity Savings Fund	4.5	28.8	1.0	7325
Kotak Equity Savings Fund	3.7	24.2	1.9	3292
Mirae Asset Equity Savings Fund	5.5	31.4	1.4	724
SBI Equity Savings Fund	5.3	33.6	1.2	3073
Aditya Birla SL Equity Savings Fund	3.7	21.9	1.1	505

Market Cap Allocation

Scheme name	Large Cap (%)	Mid Cap (%)	Small Cap (%)	Others/ Cash (%)
HDFC Equity Savings Fund	57.56	4.87	3.69	33.88
ICICI Pru Equity Savings Fund	66.67	0.78	0.13	32.43
Kotak Equity Savings Fund	51.24	8.96	5.03	34.77
Mirae Asset Equity Savings Fund	50.62	9.47	7.44	32.47
SBI Equity Savings Fund	34.84	17.42	13.34	34.40
Aditya Birla SL Equity Savings Fund	44.24	15.58	4.29	35.88

Stock Universe of our MF offerings

- Duplication of stocks are limited across our offerings.
- Exposure to companies in line with investment theme.

Stock Universe	No. of Stocks
Universe of Stocks	490
Unique no. of Stocks	108
Stocks common	106

Strategies (Total No. of stocks)	Aditya Birla SL Equity Savings Fund (110)	HDFC Equity Savings Fund (65)	ICICI Pru Equity Savings Fund (44)	Kotak Equity Savings Fund (78)	Mirae Asset Equity Savings Fund (97)	SBI Equity Savings Fund (96)
Aditya Birla SL Equity Savings Fund (110)	25(14%)	45(36%)	40(29%)	53(42%)	59(40%)	53(43%)
HDFC Equity Savings Fund (65)	45(59%)	11(4%)	32(46%)	32(44%)	38(52%)	37(49%)
ICICI Pru Equity Savings Fund (44)	40(63%)	32(54%)	1(0%)	31(57%)	30(56%)	29(49%)
Kotak Equity Savings Fund (78)	53(57%)	32(40%)	31(43%)	13(8%)	47(48%)	41(46%)
Mirae Asset Equity Savings Fund (97)	59(53%)	38(43%)	30(38%)	47(45%)	28(10%)	42(43%)
SBI Equity Savings Fund (96)	59(53%)	37(33%)	29(28%)	41(30%)	42(33%)	30(21%)
Note : Unique stocks & allocation mentioned in highlighted cells						

Instance on How to Read - Stock Universe of our MF offerings (Previous Slide)

- Duplication of stocks are limited across our offerings.
- Exposure to companies in line with investment theme.

Stock Universe	No. of Stocks
Universe of Stocks	25
Unique no. of Stocks	9
Stocks common	16

Strategies (Total No. of stocks)	A	B	C
A	4 (19%)	12 (55%)	4 (16%)
B	12 (59%)	4 (18%)	1 (5%)
C	4 (30%)	1 (11%)	1 (10%)
Note : Unique stocks & allocation mentioned in highlighted cells			

Out of **9 Unique** no. stocks there is only **1** stock in C Strategy with **10% Proportion** which is not allocated in any other MF offered.

4 Stocks of C Fund with **30% Proportion** are **common** amongst both the funds i.e. A & C.

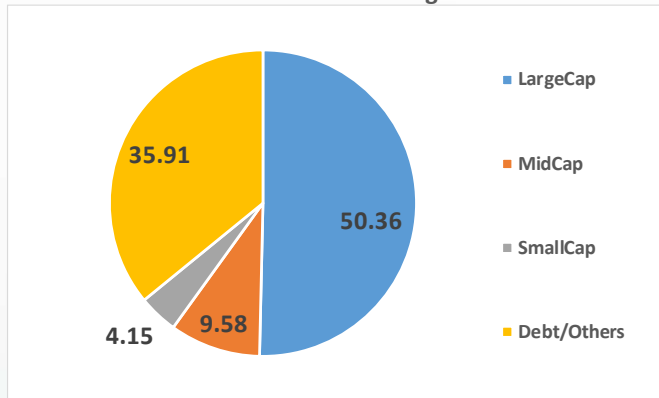
Balanced Advantage / Dynamic Asset Allocation Funds

- [Aditya Birla SL Balanced Advantage Fund](#)
- [DSP Dynamic Asset Allocation Fund](#)
- [HDFC Balanced Advantage Fund](#)
- [ICICI Pru Balanced Advantage Fund](#)
- [Kotak Balanced Advantage Fund](#)

Aditya Birla SL Balanced Advantage Fund

Fund Manager	AUM (Cr.)	Inception Date	Exit Load	*Benchmark Index
Mohit Sharma, Vishal Gajwani	6,666	25-Apr-00	0.25% on or before 7D, Nil after 7D	Crisil Hybrid 50+50 - Moderate Index

Portfolio Holdings



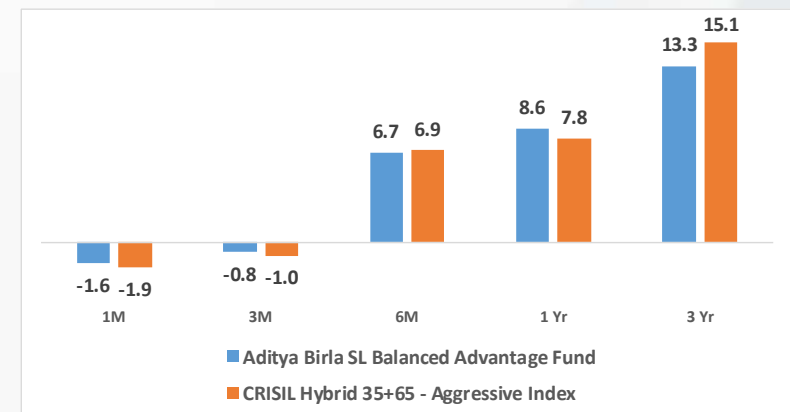
Financials

Alpha (%)	-0.47
SHARPE	0.87
Std Dev	11.90
BETA	0.60
Expense Ratio	1.78

Investment Objective

The investment objective of the scheme is to generate long term growth of capital and income distribution with relatively lower volatility by investing in a dynamically balanced portfolio of Equity & Equity linked investments and fixed-income securities.

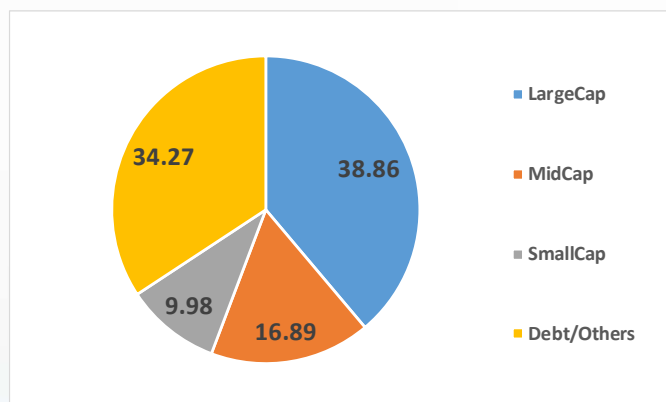
Performance



DSP Dynamic Asset Allocation Fund

Fund Manager	AUM (Cr.)	Inception Date	Exit Load	*Benchmark Index
Atul Bhole, Dhaval Gada	3,158	16-Dec-14	Nil upto 10% of units and 1% for Excess units on or before 1Y, Nil after 1Y	Crisil Hybrid 50+50 - Moderate Index

Portfolio Holdings



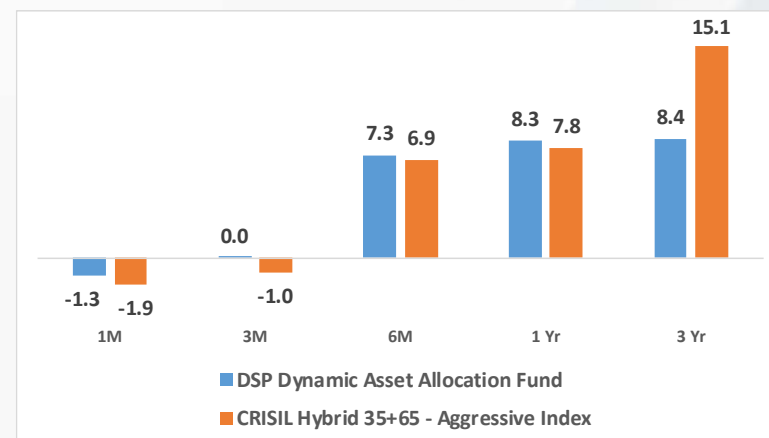
Financials

Alpha (%)	-1.80
SHARPE	0.63
Std Dev	8.39
BETA	0.38
Expense Ratio	1.94

Investment Objective

The investment objective of the scheme is to seek capital appreciation by managing the asset allocation between equity and fixed income securities. The Scheme will dynamically manage the asset allocation between equity and fixed income based on the relative valuation of equity and debt markets.

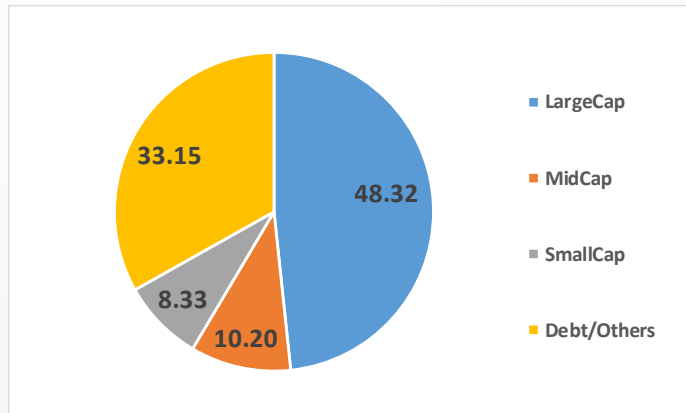
Performance



HDFC Balanced Advantage Fund

Fund Manager	AUM (Cr.)	Inception Date	Exit Load	*Benchmark Index
Gopal Agrawal, Srinivasan Ramamurthy	63,981	11-Sep-00	Nil upto 15% of Units, For excess Units 1% on or before 1Y and Nil after 1Y	NIFTY 50 Hybrid Composite Debt 50:50 Index

Portfolio Holdings



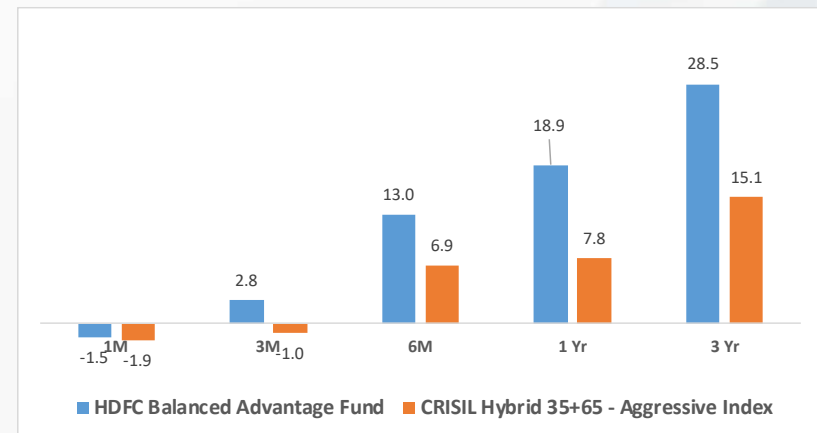
Financials

Alpha (%)	7.69
SHARPE	1.31
Std Dev	16.41
BETA	0.75
Expense Ratio	1.45

Investment Objective

The investment objective of the scheme is to provide long term capital appreciation / income from a dynamic mix of equity and debt investments.

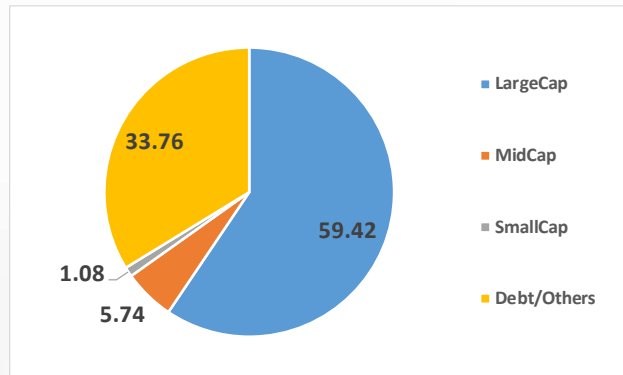
Performance



ICICI Pru Balanced Advantage Fund

Fund Manager	AUM (Cr.)	Inception Date	Exit Load	*Benchmark Index
Manish Banthia, Sankaran Naren	49,871	30-Dec-06	Nil upto 30% of units and 1% for remaining units on or before 1Y.	Crisil Hybrid 50+50 - Moderate Index

Portfolio Holdings



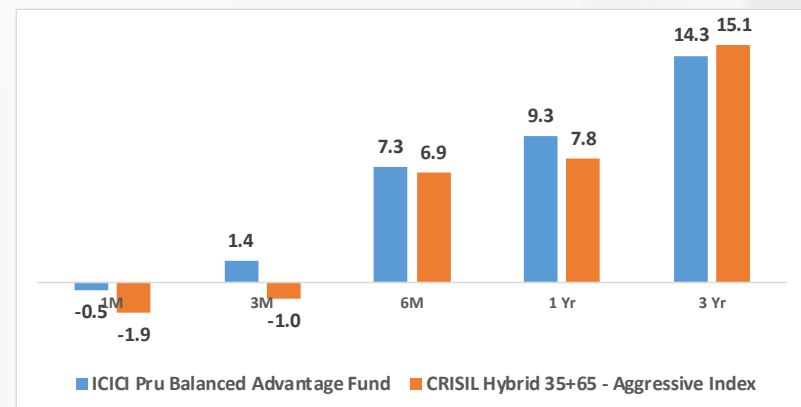
Financials

Alpha (%)	2.22
SHARPE	1.09
Std Dev	10.17
BETA	0.48
Expense Ratio	1.52

Investment Objective

The investment objective of the scheme is to provide capital appreciation and income distribution to the investors by using equity derivatives strategies, arbitrage opportunities and pure equity investments.

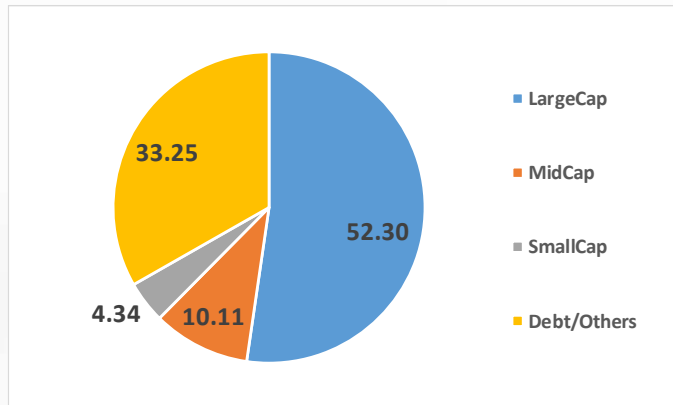
Performance



Kotak Balanced Advantage Fund

Fund Manager	AUM (Cr.)	Inception Date	Exit Load	*Benchmark Index
Harish Krishnan, Hiten Shah	14,740	03-Aug-18	Nil upto 8% of investment and 1% for remaining investment on or before 1Y	NIFTY 50 Hybrid Composite Debt 50:50 Index

Portfolio Holdings



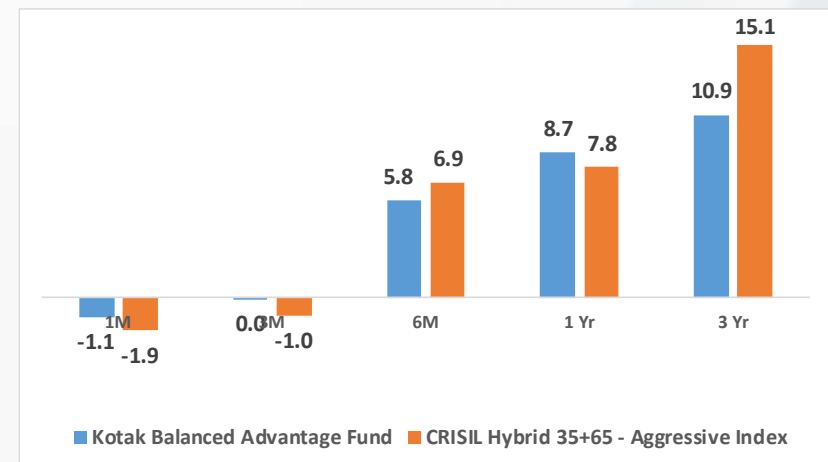
Financials

Alpha (%)	0.38
SHARPE	0.90
Std Dev	9.96
BETA	0.46
Expense Ratio	1.67

Investment Objective

The investment objective of the scheme is to generate capital appreciation by investing in a dynamically balanced portfolio of equity & equity related securities and debt & money market securities.

Performance



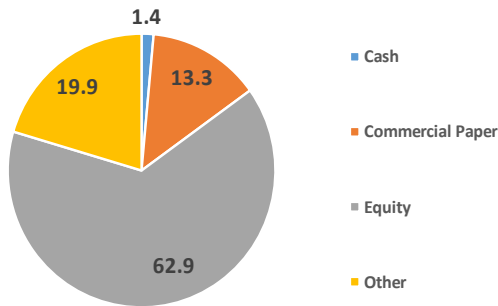
Arbitrage Fund

- [Aditya Birla SL Arbitrage Fund](#)
- [ICICI Pru Equity-Arbitrage Fund](#)
- [Kotak Equity Arbitrage Fund](#)
- [HDFC Arbitrage-WP](#)
- [Bandhan Arbitrage Fund](#)
- [Invesco India Arbitrage Fund](#)
- [Mirae Asset Arbitrage Fund](#)

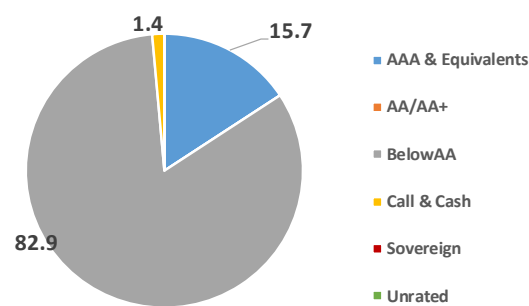
Aditya Birla SL Arbitrage Fund

Fund Manager	AUM (Cr.)	Inception Date	Exit Load	Benchmark Index
Lovelish Solanki, Pranav Gupta	5,923	24-Jul-09	0.25% on or before 30D, Nil after 30D	Nifty 50 Arbitrage Index

Portfolio Holdings



Rating Profile



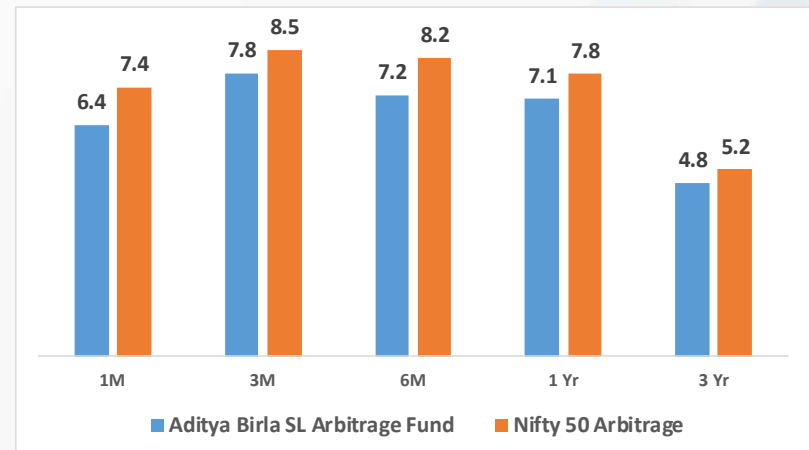
Financials

Sharpe	0.26
Alpha (%)	0.16
Std Dev	1.04
BETA	0.65
Expense Ratio	1.02

Investment Objective

The investment objective of the scheme is to generate income by investing predominantly in equity and equity related instruments. Scheme intends to take advantage from the price differentials / mispricing prevailing for stock / index in various market segments (Cash & Future).

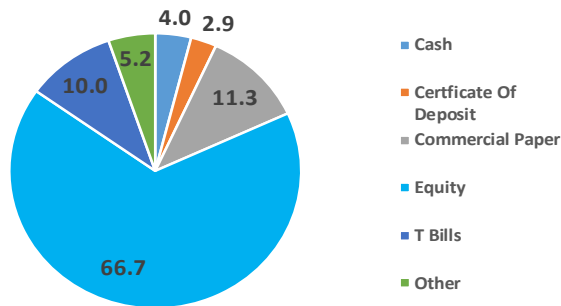
Performance



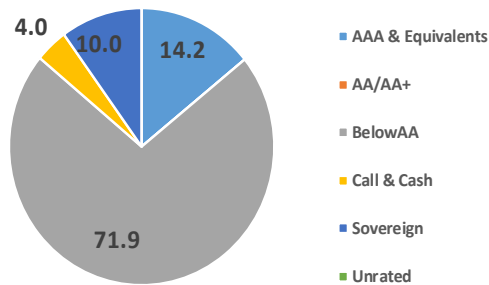
ICICI Pru Equity Arbitrage Fund

Fund Manager	AUM (Cr.)	Inception Date	Exit Load	Benchmark Index
Kayzad Eghlim	15,356	30-Dec-06	0.25% on or before 1M, Nil after 1M	Nifty 50 Arbitrage Index

Portfolio Holdings



Rating Profile



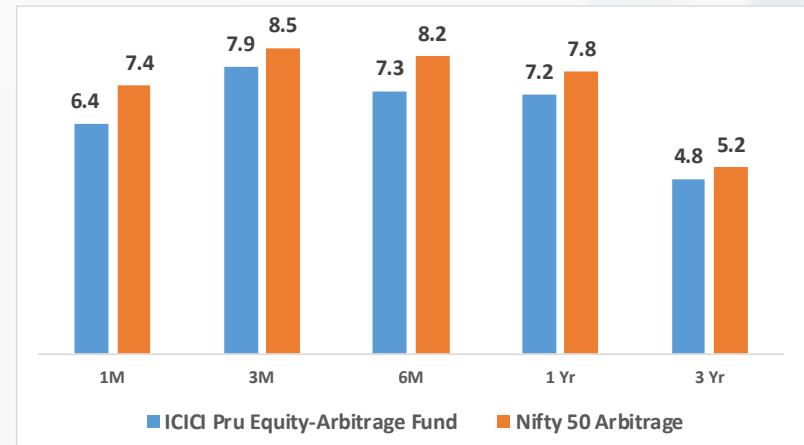
Financials

Sharpe	0.33
Alpha (%)	0.24
Std Dev	1.06
BETA	0.65
Expense Ratio	0.99

Investment Objective

The investment objective of the scheme is to generate low volatility returns by using arbitrage and other derivative strategies in equity markets and investments in debt and money market instruments. However there can be no assurance or guarantee that the investment objective of the scheme would be achieved.

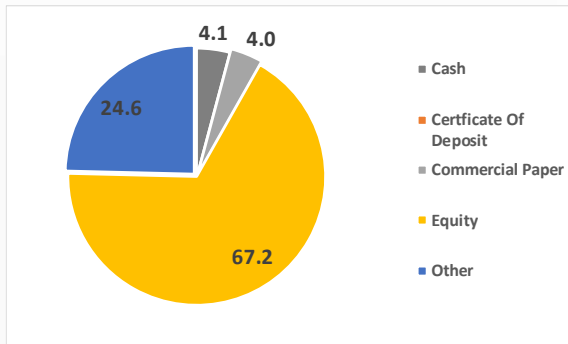
Performance



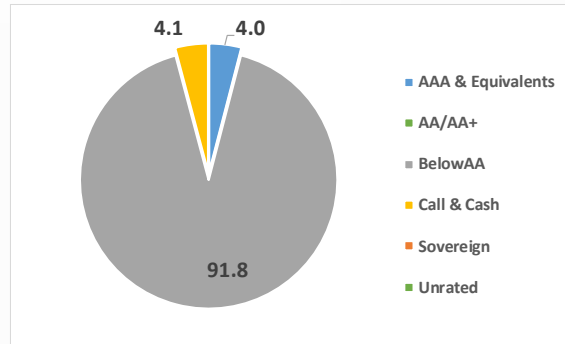
Kotak Equity Arbitrage Fund

Fund Manager	AUM (Cr.)	Inception Date	Exit Load	Benchmark Index
Hiten Shah	28,958	29-Sep-05	0.25% on or before 30D, Nil after 30D	Nifty 50 Arbitrage Index

Portfolio Holdings



Rating Profile



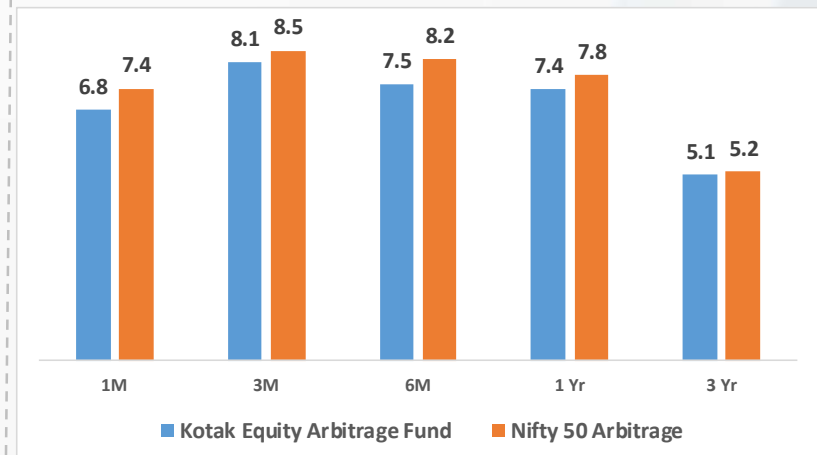
Financials

Sharpe	0.50
Alpha (%)	0.42
Std Dev	1.07
BETA	0.67
Expense Ratio	1.02

Investment Objective

The investment objective of the scheme is to generate capital appreciation and income by predominantly investing in arbitrage opportunities in the cash and derivatives segment of the equity market, and by investing the balance in debt and money market instruments

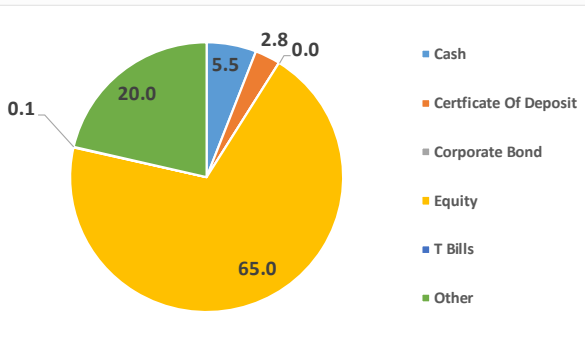
Performance



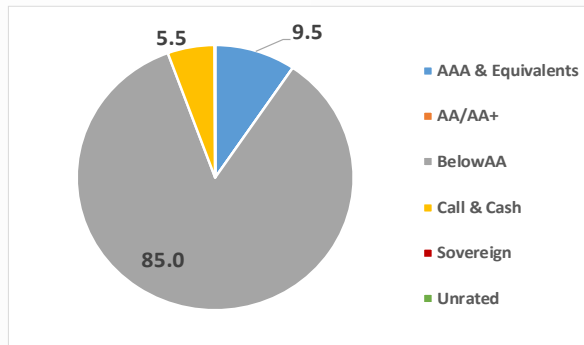
HDFC Arbitrage - WP

Fund Manager	AUM (Cr.)	Inception Date	Exit Load	Benchmark Index
Arun Agarwal, Nirman Morakhia	7,567	23-Oct-07	0.25% on or before 30D, Nil after 30D	Nifty 50 Arbitrage Index

Portfolio Holdings



Rating Profile



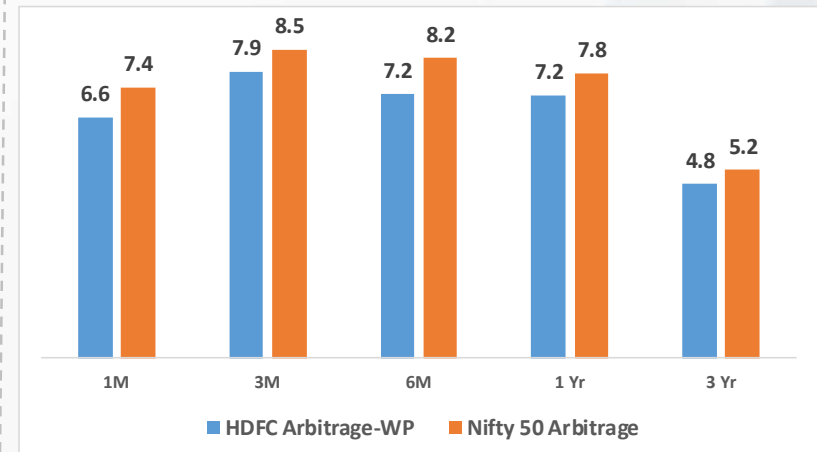
Financials

Sharpe	0.17
Alpha (%)	0.07
Std Dev	1.15
BETA	0.74
Expense Ratio	0.96

Investment Objective

The investment objective of the scheme is to generate income through arbitrage opportunities and debt & money market instruments. There is no assurance that the investment objective of the Scheme will be realized.

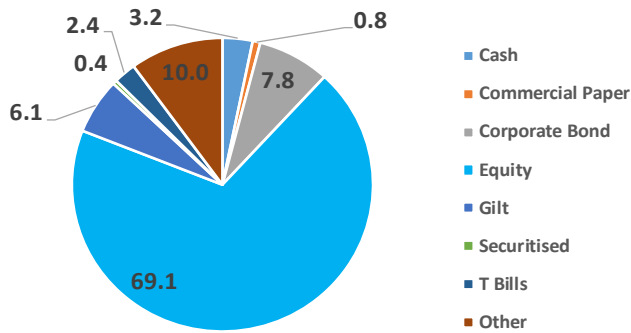
Performance



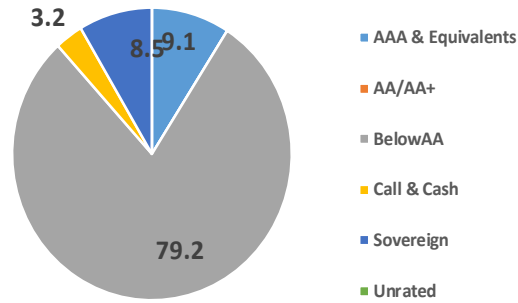
Bandhan Arbitrage Fund

Fund Manager	AUM (Cr.)	Inception Date	Exit Load	Benchmark Index
Nemish Sheth, Harshal Joshi	4,096	21-Dec-07	0.25% on or before 1M	Nifty 50 Arbitrage Index

Portfolio Holdings



Rating Profile



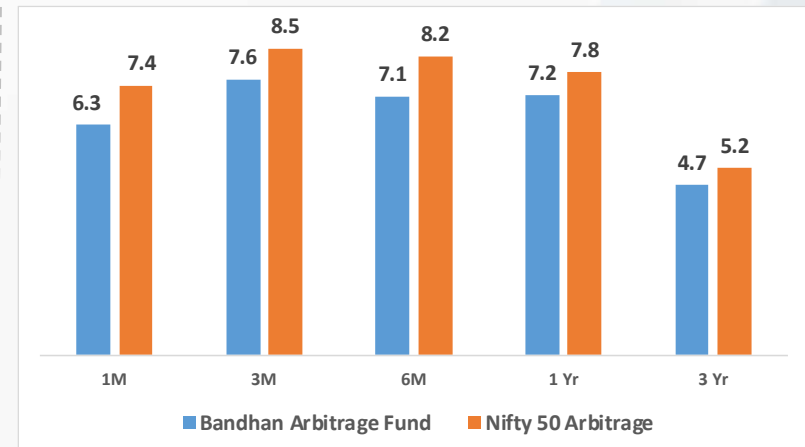
Financials

Sharpe	0.13
Alpha (%)	0.03
Std Dev	1.14
BETA	0.72
Expense Ratio	1.05

Investment Objective

The investment objective of the scheme is to generate capital appreciation and income by predominantly investing in arbitrage opportunity in the cash and the derivative segments of the equity markets and the arbitrage opportunity available within the derivative segments and by investing the balance in debt and money market instruments.

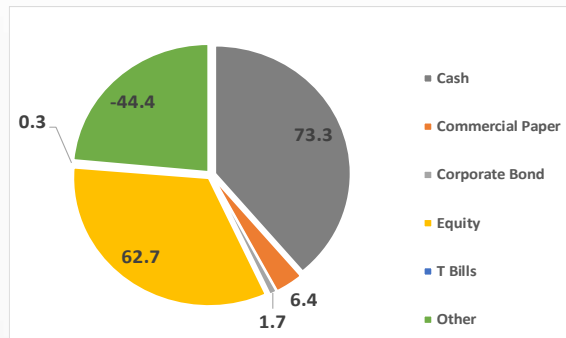
Performance



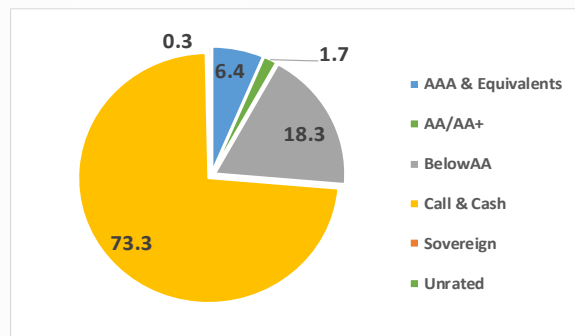
Invesco India Arbitrage Fund

Fund Manager	AUM (Cr.)	Inception Date	Exit Load	Benchmark Index
Deepak Gupta, Kuber Mannadi	8,678	30-Apr-07	0.25% on or before 30D, Nil after 30D	Nifty 50 Arbitrage Index

Portfolio Holdings



Rating Profile



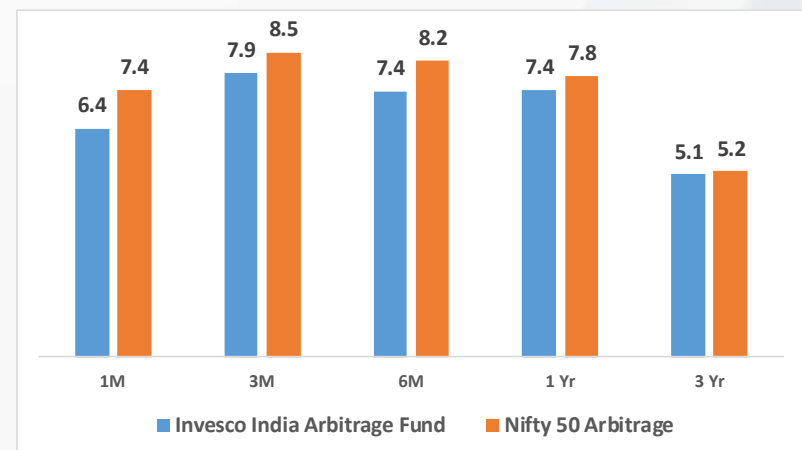
Financials

Sharpe	0.45
Alpha (%)	0.43
Std Dev	1.23
BETA	0.74
Expense Ratio	1.05

Investment Objective

The investment objective of the scheme is to generate income through arbitrage opportunities emerging out of difference in pricing between the cash market and the derivatives market and through deployment of surplus cash in fixed income instruments.

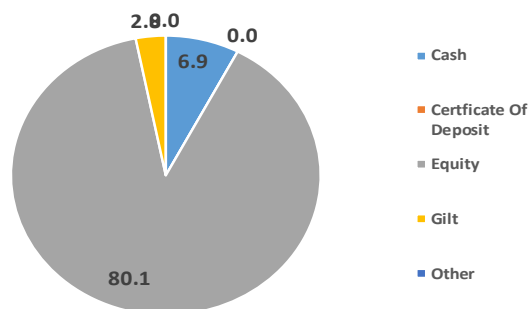
Performance



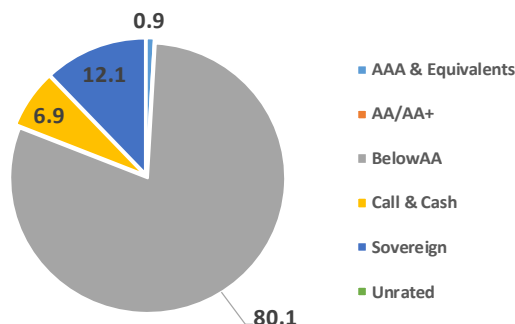
Mirae Asset Arbitrage Fund

Fund Manager	AUM (Cr.)	Inception Date	Exit Load	Benchmark Index
Jignesh Rao, Jigar Shethia	529	19-Jun-20	0.25% on or before 30D, Nil after 30D	Nifty 50 Arbitrage Index

Portfolio Holdings



Rating Profile



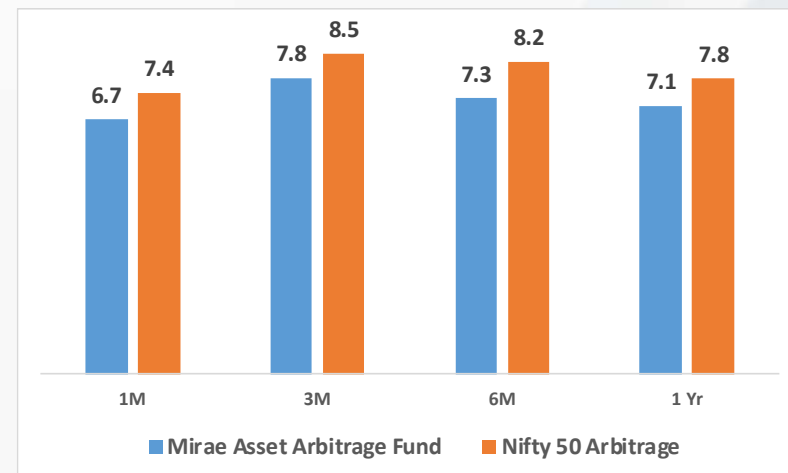
Financials

Sharpe	0.26
Alpha (%)	-0.24
Std Dev	1.14
BETA	0.89
Expense Ratio	0.97

Investment Objective

The investment objective of the scheme is to generate capital appreciation and income by predominantly investing in arbitrage opportunities in the cash and derivative segments of the equity markets and the arbitrage opportunities available within the derivative segment and by investing the balance in debt and money market instruments.

Performance



Recommended Mutual Funds

Scheme Category	Scheme Name
Equity Saving Funds	HDFC Equity Savings Fund
Equity Saving Funds	ICICI Pru Equity Savings Fund
Equity Saving Funds	Kotak Equity Savings Fund
Equity Saving Funds	Mirae Asset Equity Savings Fund
Equity Saving Funds	SBI Equity Savings Fund
Equity Saving Funds	Aditya Birla SL Equity Savings Fund
Balanced Advantage / Dynamic Asset Allocation Mutual Funds	Aditya Birla SL Balanced Advantage Fund
Balanced Advantage / Dynamic Asset Allocation Mutual Funds	DSP Dynamic Asset Allocation Fund
Balanced Advantage / Dynamic Asset Allocation Mutual Funds	HDFC Balanced Advantage Fund
Balanced Advantage / Dynamic Asset Allocation Mutual Funds	ICICI Pru Balanced Advantage Fund
Balanced Advantage / Dynamic Asset Allocation Mutual Funds	Kotak Balanced Advantage Fund
Arbitrage Funds	Aditya Birla SL Arbitrage Fund
Arbitrage Funds	ICICI Pru Equity-Arbitrage Fund
Arbitrage Funds	Kotak Equity Arbitrage Fund
Arbitrage Funds	HDFC Arbitrage-WP
Arbitrage Funds	Bandhan Arbitrage Fund
Arbitrage Funds	Invesco India Arbitrage Fund
Arbitrage Funds	Mirae Asset Arbitrage Fund

Thank You !

**Motilal Oswal Financial Services Limited (MOFSL)* Member of NSE, BSE, MCX, NCDEX CIN No.:
L67190MH2005PLC153397**

Registered Office Address: Motilal Oswal Tower, Rahimtullah Sayani Road, Opposite Parel ST Depot, Prabhadevi, Mumbai-400025; Tel No.: 022-71934263; Website www.motilaloswal.com. Correspondence Office Address: Palm Spring Centre, 2nd Floor, Palm Court Complex, New Link Road, Malad (West), Mumbai- 400 064. Tel No: 022 7188 1000. Registration Nos.: Motilal Oswal Financial Services Limited (MOFSL)*: INZ000158836. (BSE/NSE/MCX/NCDEX); CDSL and NSDL: IN-DP-16-2015; Research Analyst: INH000000412. AMFI: ARN - 146822; ; Insurance Corporate Agent: CA0579. Motilal Oswal Asset Management Company Ltd. (MOAMC): PMS (Registration No.: INP000000670); PMS and Mutual Funds are offered through MOAMC which is group company of MOFSL. Motilal Oswal Wealth Management Ltd. (MOWML): PMS (Registration No.: INP000004409) is offered through MOWML, which is a group company of MOFSL. • Motilal Oswal Financial Services Limited is a distributor of Mutual Funds, PMS, Fixed Deposit, Bond, NCDs, Insurance Products, Investment advisor and IPOs etc . These are not Exchange traded products and the Trading Member is just acting as distributor. All disputes with respect to the distribution activity would not have access to Exchange Investor Redressal Forum or Arbitration mechanism • Research & Advisory services is backed by proper research. Please read the Risk Disclosure Document prescribed by the Stock Exchanges carefully before investing. There is no assurance or guarantee of the returns. Details of Compliance Officer: Name: Neeraj Agarwal, Email ID: na@motilaloswal.com, Contact No.:022-40548085.The securities quoted are exemplary and are not recommendatory. Brokerage will not exceed SEBI prescribed limit. Customer having any query/feedback/ clarification may write to query@motilaloswal.com. In case of grievances for Securities Broking write to grievances@motilaloswal.com, for DP to dpgrievances@motilaloswal.com.

***Such representations are not indicative of future results.**

Investment in securities market are subject to market risks, read all the related documents carefully before investing.

Awards & Accolades



Voted as the top firm
across multiple
categories in the
**Asiamoney Brokers
Poll 2020 & 2019**



Inducted in the
'Hall of Fame'
at the 10th CNBC TV18
Financial Advisor
Awards 2019



Wins the **'Best
Broking Business of
the Year 2018'** at the
Money Control Wealth
Creator Awards.



**'Best Performing
Financial Advisor'**
(Equity Broker)
at the CNBC
TV18 Financial Advisor
Awards (5 Times)



Best Brokerage House
of the Year -
(West Region)
at the MCX Awards
2018 & 2019



Motilal Oswal
Financial Services
features in
Forbes India Super 50



Motilal Oswal
Financial Services
is now a
**Fortune 500
(India) Company**



Wins award for
innovation in
Cross-Media Marketing
at the Asia Pacific
Stevie® Awards



**'Best Video Content
in a traditional media'**
Award in Financial
Services Category
at the VIDEA 2020
Video Mmedia Awards



Wins
'Brand of the Year'
at the CNBC TV18
India Business
Leadership
Awards 2018

