



## Equity MF Navigator

November 2023 | Issue 51

## Update of Equity MF Offerings

- [Large Cap Funds](#)
- [Large and Mid Cap Funds](#)
- [Flexi Cap Funds](#)
- [Mid Cap Funds](#)
- [Small Cap Funds](#)
- [Other Funds](#)
- [International Funds](#)
- [Equity Linked Saving Schemes \(ELSS\)](#)

# Know about the funds

Fund name	Inception	Fund manager	Benchmark	*Performance (Fund vs Benchmark in %)								Ratings
				1 year		3 Year		5 year		Since Inception		Value Research
Large Cap Funds												
HDFC Top 100 Fund	03-Sep-96	Rahul Baijal	NIFTY 100 - TRI	13.45	5.33	24.98	18.75	13.38	13.69	18.63	16.83	★★★★
Mirae Asset Large Cap Fund	04-Apr-08	Gaurav Misra	NIFTY 100 - TRI	5.71	5.33	17.31	18.75	12.91	13.69	14.70	11.17	★★★★
Aditya Birla SL Focused Fund	24-Oct-05	Kunal Sangoi	NIFTY 100 - TRI	7.78	5.33	18.22	18.75	12.80	13.69	13.65	13.58	★★★
360 ONE Focused Equity Fund	30-Oct-14	Mayur Patel	S&P BSE 500 - TRI	12.70	9.63	22.58	21.99	19.98	15.34	14.75	12.38	★★★★★
ICICI Pru Nifty Next 50 Index Fund	25-Jun-10	Kayzad Eghlim	NIFTY NEXT 50 - TRI	3.11	3.83	17.07	18.13	10.47	11.63	10.66	12.07	★
Aditya Birla SL Frontline Equity Fund	30-Aug-02	Mahesh Patil	NIFTY 100 - TRI	8.70	5.33	20.15	18.75	13.04	13.69	18.77	16.83	★★★
Large and Mid Cap Funds												
Kotak Equity Opp Fund	09-Sep-04	Harsha Upadhyaya	NIFTY LargeMidcap 250 - TRI	13.69	14.25	23.05	25.34	17.36	17.02	17.99	15.53	★★★★
Motilal Oswal Large & Midcap Fund	17-Oct-19	Aditya Khemani	NIFTY LargeMidcap 250 - TRI	21.75	14.25	27.25	25.34	-	-	19.53	20.08	★★★★
Flexi Cap Funds												
Aditya Birla SL Flexi Cap Fund	27-Aug-98	Anil Shah	NIFTY 500 - TRI	9.47	9.87	19.52	21.84	13.30	15.16	21.14	15.82	★★★
Franklin India Flexi Cap Fund	29-Sep-94	Anand Radhakrishnan	NIFTY 500 - TRI	13.11	9.87	26.97	21.84	15.91	15.16	17.71	12.00	★★★★
HDFC Flexi Cap Fund	01-Jan-95	Roshi Jain	NIFTY 500 - TRI	14.76	9.87	31.69	21.84	16.35	15.16	18.39	12.00	★★★★★
Kotak Flexicap Fund	11-Sep-09	Harsha Upadhyaya	NIFTY 200 - TRI	8.93	7.81	18.87	20.51	13.60	14.41	13.47	12.09	★★★
Helios Flexi Cap Fund	-	Alok Bahl,Apurva Sharm	NIFTY 500 - TRI	-	9.87	-	21.84	-	15.16	0.00	0.00	NA
360 ONE Flexicap Fund	30-Jun-23	Mayur Patel	S&P BSE 500 - TRI	-	9.63	-	21.99	-	15.34	1.98	2.47	NA
Mirae Asset Multicap Fund	21-Aug-23	Ankit Jain	NIFTY 500 - TRI	-	9.87	-	21.84	-	15.16	1.03	1.22	NA
Parag Parikh Flexi Cap Fund	28-May-13	Rajeev Thakkar	NIFTY 500 - TRI	19.94	9.87	23.24	21.84	20.49	15.16	18.42	14.12	★★★★★
WOC Flexi Cap Fund	02-Aug-22	Ramesh Mantri	NIFTY 500 - TRI	13.85	9.87	-	-	-	-	16.44	11.19	NA
Mid Cap Funds												
HDFC Mid-Cap Opportunities Fund	25-Jun-07	Chirag Setalvad	Nifty Midcap 150 - TRI	27.88	23.45	33.05	31.95	20.12	20.22	16.89	14.40	★★★★
Kotak Emerging Equity Fund	30-Mar-07	Pankaj Tibrewal	Nifty Midcap 150 - TRI	17.56	23.45	29.19	31.95	20.71	20.22	14.13	15.27	★★★★
Motilal Oswal Midcap Fund	24-Feb-14	Niket Shah	Nifty Midcap 150 - TRI	18.39	23.45	34.99	31.95	21.57	20.22	20.72	21.21	★★★★
PGIM India Midcap Opp Fund	02-Dec-13	Vinay Paharia	Nifty Midcap 150 - TRI	5.12	23.45	27.90	31.95	22.18	20.22	16.94	20.69	★★★★★
WOC Mid Cap Fund	07-Sep-22	Ramesh Mantri	S&P BSE 150 MidCap - TRI	20.83	22.64	-	-	-	-	20.47	18.38	NA
Small Cap Funds												
DSP Small Cap Fund	14-Jun-07	Vinit Sambre	S&P BSE 250 Small Cap - TRI	25.16	27.79	32.37	34.69	22.08	19.54	17.52	9.83	★★★
HDFC Small Cap Fund	03-Apr-08	Chirag Setalvad	S&P BSE 250 Small Cap - TRI	33.10	27.79	39.59	34.69	19.72	19.54	16.12	9.83	★★★
Invesco India Smallcap Fund	30-Oct-18	Taher Badshah	S&P BSE 250 Small Cap - TRI	24.47	27.79	34.68	34.69	-	19.54	22.09	19.85	★★
Kotak Small Cap Fund	24-Feb-05	Pankaj Tibrewal	Nifty Smallcap 250 - TRI	16.58	29.14	33.38	35.32	23.73	20.03	17.14	15.72	★★★★
PGIM India Small Cap Fund	29-Jul-21	Vinay Paharia	Nifty Smallcap 250 - TRI	7.81	29.14	-	-	-	-	8.45	14.25	NA
Other Funds												
HDFC Banking & Financial Services Fund	01-Jul-21	Anand Laddha	Nifty Financial Services - TRI	14.26	4.55	-	-	-	-	10.27	7.95	NA
ICICI Pru India Opp Fund	15-Jan-19	Sankaran Naren	NIFTY 500 - TRI	21.03	9.87	39.65	21.84	-	-	20.33	14.76	NA
Invesco India Contra Fund	11-Apr-07	Taher Badshah	S&P BSE 500 - TRI	10.27	9.63	21.19	21.99	14.73	15.34	14.08	11.10	★★★
Bandhan Sterling Value Fund	07-Mar-08	Daylynn Pinto	S&P BSE 500 - TRI	16.25	9.63	33.49	21.99	17.40	15.34	16.41	11.10	★★★★
Franklin India Opportunities Fund	21-Feb-00	R. Janakiraman	NIFTY 500 - TRI	26.95	9.87	25.74	21.84	17.72	15.16	12.16	11.78	NA
International Funds												
Mirae Asset NYSE FANG+ETF FoF	10-May-21	Ekta Gala	S&P 500	62.90	8.31	-	-	-	-	10.22	-	NA
Motilal Oswal Nasdaq 100 FOF	29-Nov-18	Swapnil P Mayekar	Nasdaq-100	25.01	26.34	11.39	9.23	-	-	19.86	16.16	NA
Motilal Oswal S&P 500 Index Fund	28-Apr-20	Ankush Sood	S&P 500	8.34	8.31	11.97	8.64	-	-	13.66	-	NA
Navi US Total Stock Market FoF	24-Feb-22	Aditva Mulki	S&P 500	8.32	8.31	-	-	-	-	4.30	-	NA

Source: Ace MF, Value Research, Respective AMC website | \*Data as on 31<sup>st</sup> October, 2023

Asset Class	Category	Capital Gain			Dividend/Interest	
		Period of LTCG	Rate of STCG	Rate of LTCG	Type	Rate (NEW)
Mutual Fund	Equity MF	More than 12 months	15%	10%	Dividend	Marginal Taxation

\*Tax Rates are excluding surcharge and cess.

**STCG** – Short-term Capital Gains Tax is levied on investments in equity mutual fund held for less than 1 years. The tax rate will be 15% excluding surcharge and cess.

**LTCG** – Long-term Capital Gains Tax is levied on investments in equity mutual fund held for more than 1 year. The tax rate will be 10% excluding surcharge and cess.

**Dividend Taxation** – The dividend income is considered other income of the investor and taxable as per marginal tax slab of the investor.

## Large Cap Funds

- [HDFC Top 100 Fund](#)
- [Mirae Asset Large Cap Fund](#)
- [Aditya Birla SL Focused Equity Fund](#)
- [ICICI Pru Nifty Next 50 Index Fund](#)
- [Aditya Birla SL Frontline Equity Fund](#)
- [360 ONE Focused Equity Fund](#)

# Investment Objective

## HDFC Top 100 Fund

The investment objective of the scheme is to provide long-term capital appreciation/income by investing predominantly in Large-Cap companies. There is no assurance that the investment objective of the scheme will be realized.

## Mirae Asset Large Cap Fund

The investment objective of the scheme is to generate long term capital appreciation by capitalizing on potential investment opportunities by predominantly investing in equities of large cap companies.

## Aditya Birla SL Focused Equity Fund

The investment objective of the scheme is to achieve long term capital appreciation by investing in upto 30 companies with long term sustainable competitive advantage and growth potential.

## ICICI Pru Nifty Next 50 Index Fund

The investment objective of the fund is to invest in companies whose securities are included in Nifty Next 50 Index and to endeavor to achieve the returns of the above index as closely as possible, though subject to tracking error.

## Aditya Birla SL Frontline Equity Fund

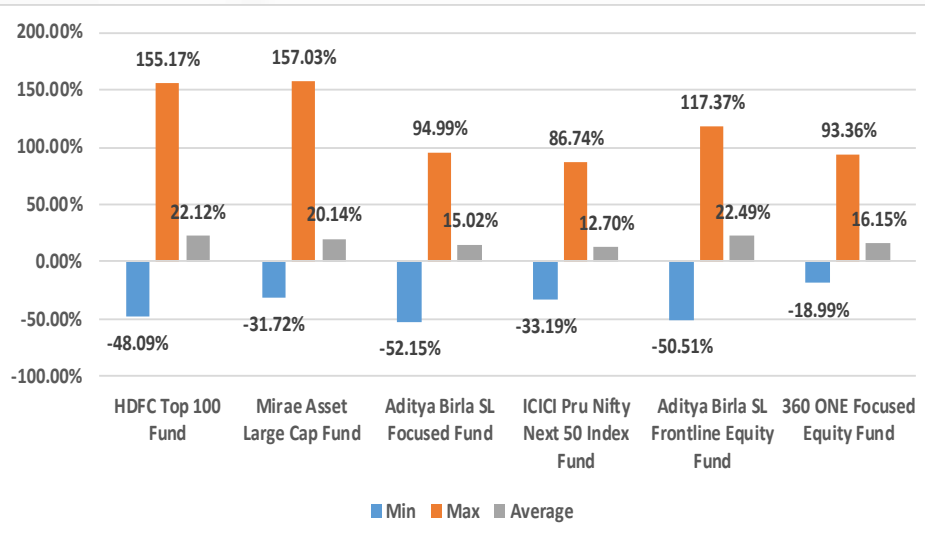
The investment objective of the scheme is long term growth of capital, through a portfolio with a target allocation of 100% equity by aiming at being as diversified across various industries and/ or sectors as its chosen benchmark index, Nifty 50. The secondary objective is income generation and distribution of dividend.

## 360 ONE Focused Equity Fund

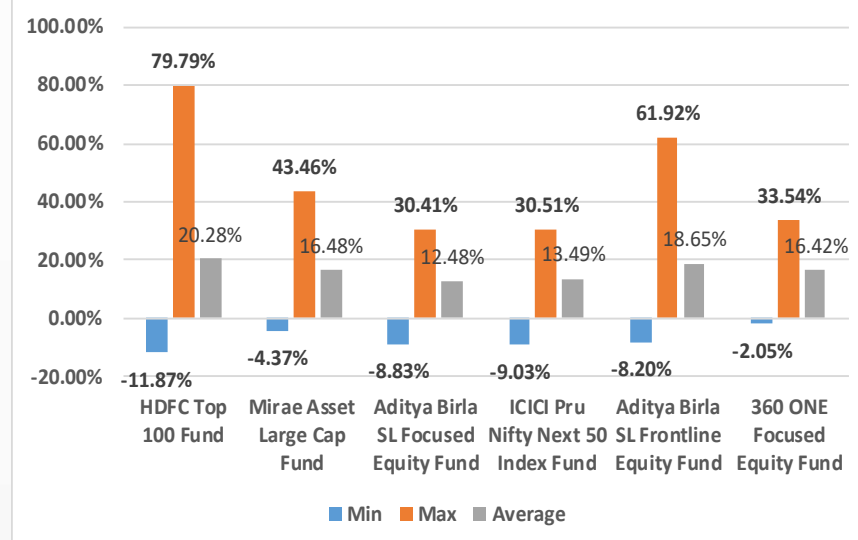
The investment objective of the scheme is to generate long term capital appreciation for investors from a portfolio of equity and equity related securities. However, there can be no assurance or guarantee that the investment objective of the Scheme would be achieved..

# Rolling return

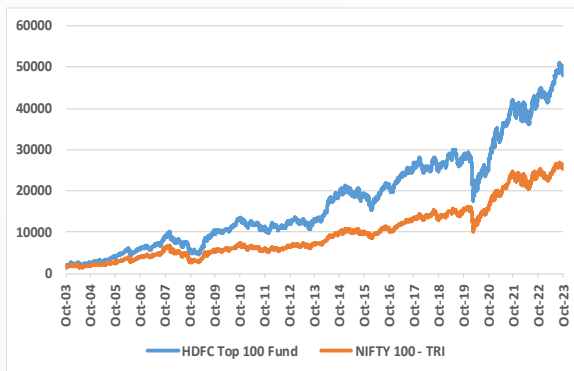
## 1 Year Rolling return since inception



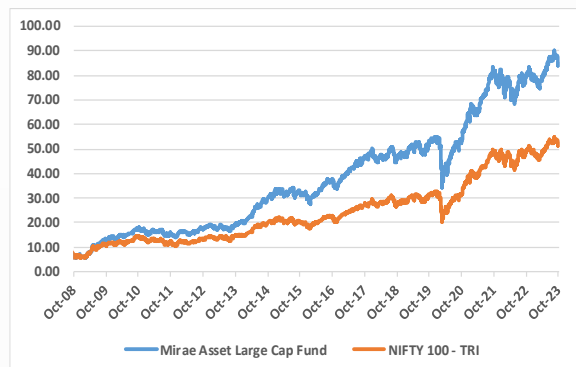
## 3 Years Rolling return since inception



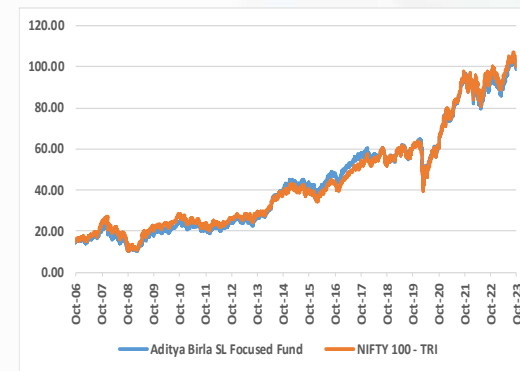
# Performance return



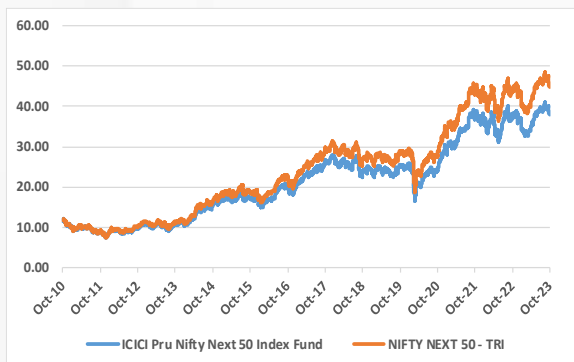
**\*48.72x in Fund vs 25.58x in NIFTY 100 - TRI since 1<sup>st</sup> Jan 2003**



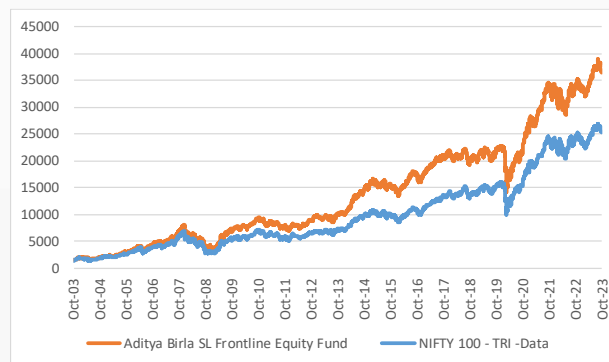
**8.48x in Fund vs 5.20x in NIFTY 100 - TRI since inception**



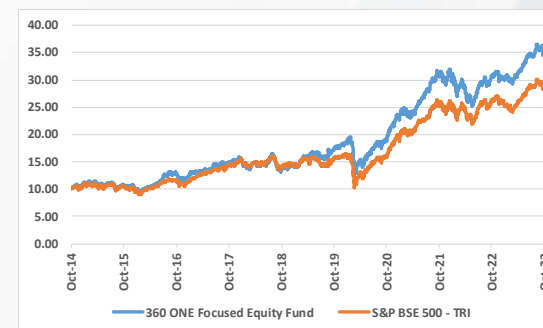
**10.04x in Fund vs 10.17x in Nifty 100 - TRI since inception**



**3.87x in Fund vs 4.59x in NIFTY Next 50 - TRI since inception**



**\*36.89x in Fund vs 25.58x in NIFTY 100 - TRI since 1<sup>st</sup> Jan 2003**



**3.45x in Fund vs 2.86x in S&P BSE 500 – TRI since inception**



# Top 10 Stocks

HDFC Top 100 Fund	% Allocation
ICICI Bank Ltd.	9.32
HDFC Bank Ltd.	9.10
Reliance Industries Ltd.	6.29
ITC Ltd.	5.27
NTPC Ltd.	5.00
Infosys Ltd.	4.95
Axis Bank Ltd.	4.46
Larsen & Toubro Ltd.	3.98
Bharti Airtel Ltd.	3.88
Coal India Ltd.	3.36

Mirae Asset Large Cap Fund	% Allocation
HDFC Bank Ltd.	9.96
ICICI Bank Ltd.	9.52
Infosys Ltd.	7.20
Reliance Industries Ltd.	7.14
Axis Bank Ltd.	5.21
Bharti Airtel Ltd.	3.96
State Bank Of India	3.43
Larsen & Toubro Ltd.	3.11
HCL Technologies Ltd.	3.05
Kotak Mahindra Bank Ltd.	2.79

Aditya Birla SL Focused Fund	% Allocation
HDFC Bank Ltd.	8.90
ICICI Bank Ltd.	8.61
Infosys Ltd.	7.02
Larsen & Toubro Ltd.	5.95
Reliance Industries Ltd.	5.26
Axis Bank Ltd.	4.42
Bharti Airtel Ltd.	4.41
Tata Motors Ltd.	4.15
State Bank Of India	3.92
Bajaj Finance Ltd.	3.91

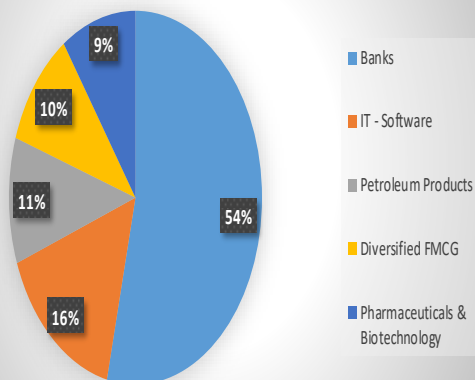
ICICI Pru Nifty Next 50 Index Fund	% Allocation
Shriram Finance Ltd.	3.96
Bharat Electronics Ltd.	3.62
Trent Ltd.	3.60
Cholamandalam Investment and Finance Company Ltd.	3.40
Godrej Consumer Products Ltd.	2.84
Pidilite Industries Ltd.	2.84
TVS Motor Company Ltd.	2.81
Bank Of Baroda	2.77
ICICI Lombard General Insurance Company Ltd.	2.66
DLF Ltd.	2.64

Aditya Birla SL Frontline Equity Fund	% Allocation
HDFC Bank Ltd.	9.87
ICICI Bank Ltd.	8.43
Infosys Ltd.	5.69
Reliance Industries Ltd.	5.17
Larsen & Toubro Ltd.	4.63
Bharti Airtel Ltd.	3.32
Axis Bank Ltd.	3.24
State Bank Of India	2.66
ITC Ltd.	2.39
Mahindra & Mahindra Ltd.	2.37

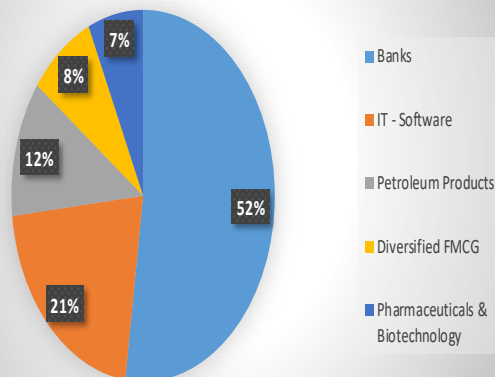
360 ONE Focused Equity Fund	% Allocation
HDFC Bank Ltd.	8.03
ICICI Bank Ltd.	8.02
Infosys Ltd.	5.94
Axis Bank Ltd.	5.84
Tata Motors Ltd.	5.51
Larsen & Toubro Ltd.	5.08
Bharti Airtel Ltd.	4.25
NTPC Ltd.	4.10
Cholamandalam Investment and Finance Company Ltd.	3.72
Motherson Sumi Wiring India Ltd.	3.42

# Top 5 Sectors

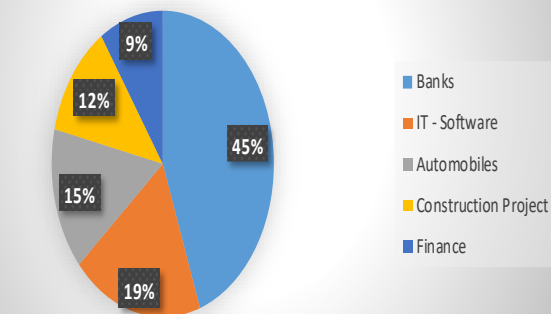
## HDFC Top 100 Fund



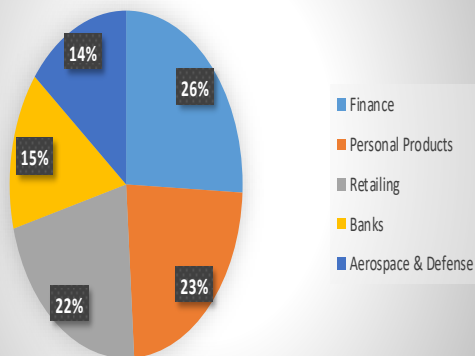
## Mirae Asset Large Cap Fund



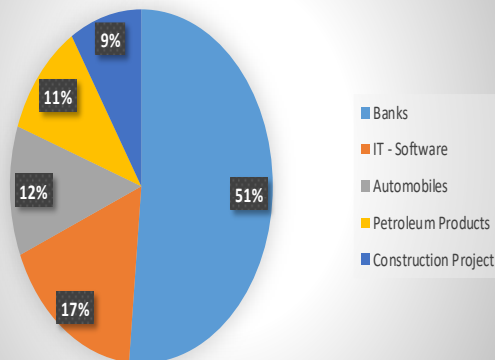
## Aditya Birla SL Focused Fund



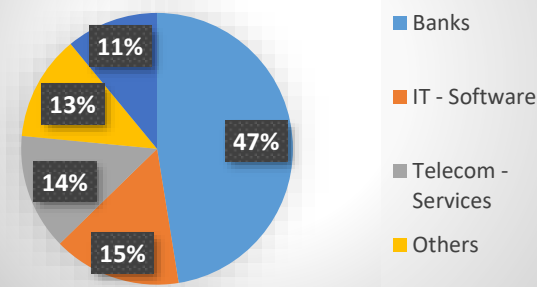
## ICICI Pru Nifty Next 50 Index Fund



## Aditya Birla SL Frontline Equity Fund



## 360 ONE Focused Equity Fund



Financials	PB	PE	Expense Ratio	AUM (In Cr.)
HDFC Top 100 Fund	4.7	27.8	1.7	26391
Mirae Asset Large Cap Fund	6.1	37.0	1.5	35684
Aditya Birla SL Focused Equity Fund	4.9	34.3	1.9	6243
ICICI Pru Nifty Next 50 Index Fund	8.5	51.3	0.7	3023
Aditya Birla SL Frontline Equity Fund	5.7	34.3	1.7	23815

Market Cap Allocation				
Scheme name	Large Cap (%)	Mid Cap (%)	Small Cap (%)	Others/ Cash (%)
HDFC Top 100 Fund	91.71	4.88	0.00	3.42
Mirae Asset Large Cap Fund	83.18	13.48	2.99	0.36
Aditya Birla SL Focused Equity Fund	83.60	13.81	0.00	2.60
ICICI Pru Nifty Next 50 Index Fund	88.66	11.01	0.00	0.33
Aditya Birla SL Frontline Equity Fund	82.80	10.53	2.42	4.25

## Stock Universe of our MF offerings

- Duplication of stocks are limited across our offerings.
- Exposure to companies in line with investment theme.

Stock Universe	No. of Stocks
Universe of Stocks	243
Unique no. of Stocks	62
Stocks common	63

Strategies (Total No. of stocks)	Aditya Birla SL Frontline Equity Fund (76)	Aditya Birla SL Focused Equity Fund (28)	360 ONE Focused Equity Fund (30)	HDFC Top 100 Fund (49)	Mirae Asset Large Cap Fund (60)
Aditya Birla SL Frontline Equity Fund (76)	17(10%)	24(65%)	16(46%)	38(74%)	36(68%)
Aditya Birla SL Focused Equity Fund (28)	24(90%)	2(3%)	9(50%)	20(80%)	16(68%)
360 ONE Focused Equity Fund (30)	16(66%)	9(50%)	14(30%)	10(53%)	10(48%)
HDFC Top 100 Fund (49)	38(82%)	20(63%)	10(48%)	8(11%)	26(74%)
Mirae Asset Large Cap Fund (60)	36(84%)	16(64%)	10(46%)	26(76%)	21(12%)
Note : Unique stocks & allocation mentioned in highlighted cells					

# Instance on How to Read - Stock Universe of our MF offerings (Previous Slide)

- Duplication of stocks are limited across our offerings.
- Exposure to companies in line with investment theme.

Stock Universe	No. of Stocks
Universe of Stocks	25
Unique no. of Stocks	9
Stocks common	16

Strategies (Total No. of stocks)	A	B	C
A	4 (19%)	12 (55%)	4 (16%)
B	12 (59%)	4 (18%)	1 (5%)
C	4 (30%)	1 (11%)	1 (10%)
Note : Unique stocks & allocation mentioned in highlighted cells			

Out of **9 Unique** no. stocks there is only **1** stock in C Strategy with **10% Proportion** which is not allocated in any other MF offered.

**4** Stocks of C Fund with **30% Proportion** are **common** amongst both the funds i.e. A & C.

## Large and Mid Cap Funds

- [Kotak Equity Opportunities Fund](#)
- [Motilal Oswal Large & Mid Cap Fund](#)

### **Kotak Equity Opportunities Fund**

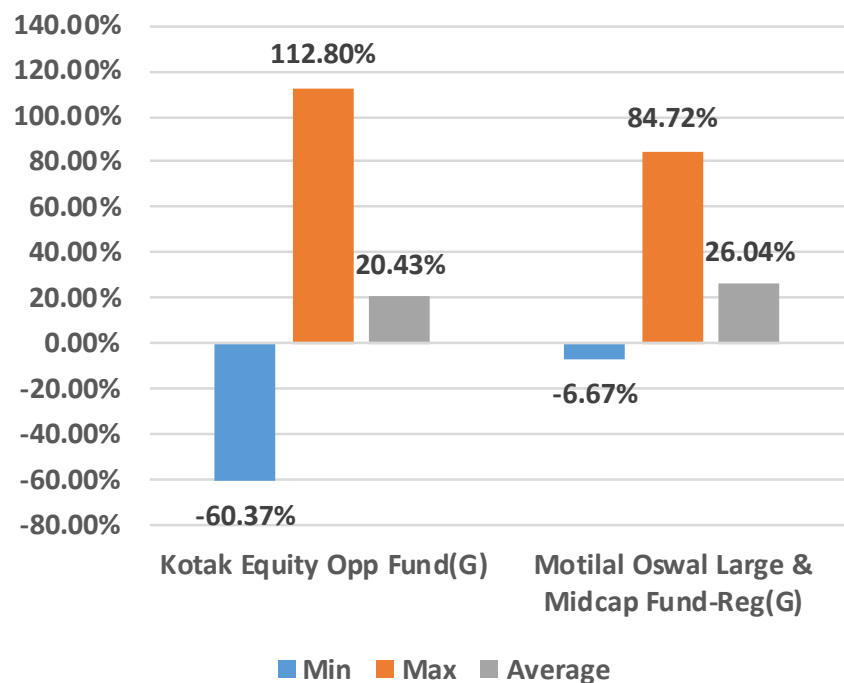
The investment objective of the scheme is to generate capital appreciation from a diversified portfolio of equity and equity related securities. The scheme will invest predominantly in a mix of large and midcap stocks from various sectors, which look promising, based on the growth pattern in the economy.

### **Motilal Oswal Large & Midcap Fund**

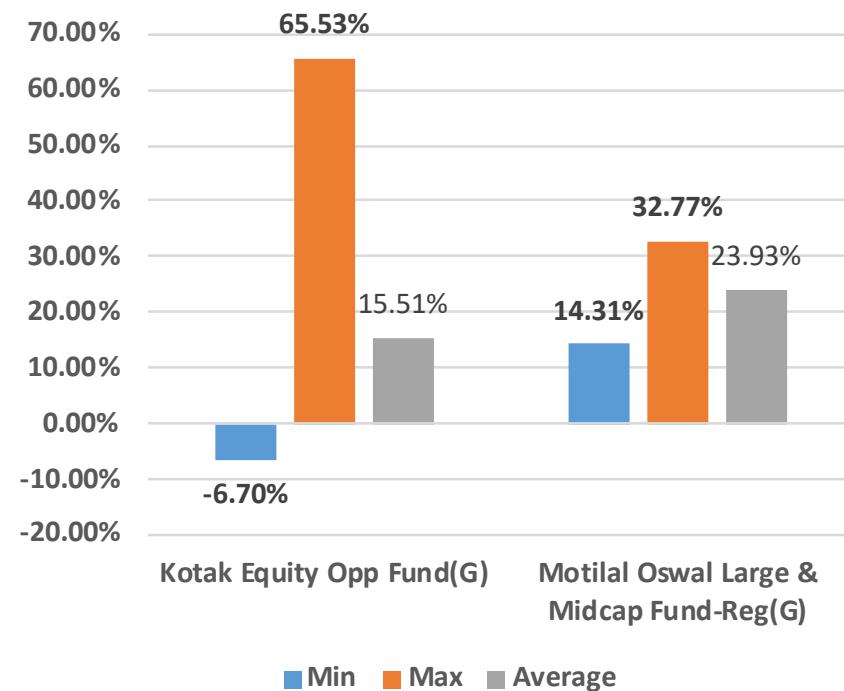
The investment objective of the scheme is to provide medium to long term capital appreciation by investing primarily in Large and Midcap stocks.

# Rolling return

## 1 Year Rolling return since inception

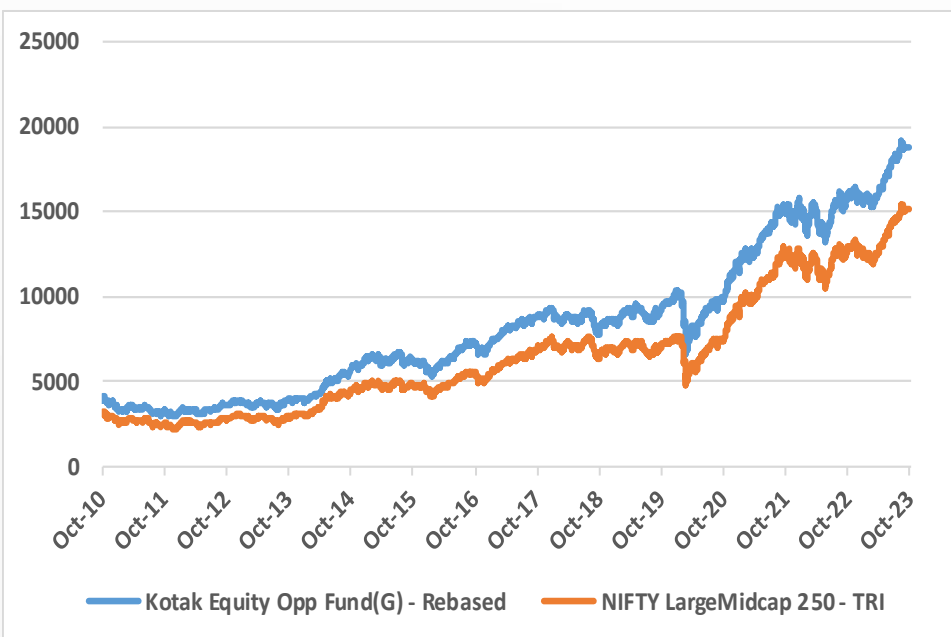


## 3 Years Rolling return since inception

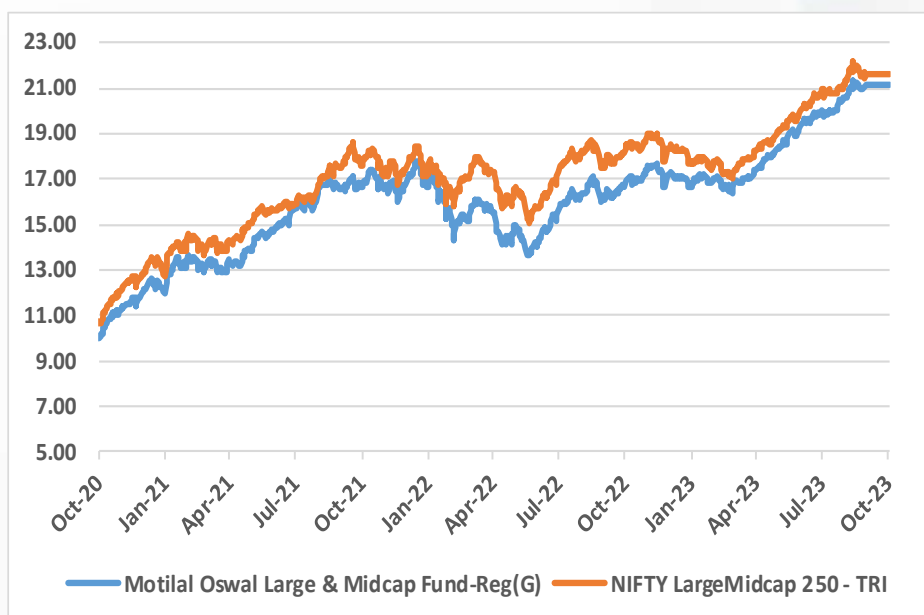




## Performance return



**\*18.84 in Fund vs 15.13x in NIFTY LargeMidcap 250 - TRI  
01<sup>st</sup> April 2005**



**2.11x in Fund vs 2.17x in NIFTY LargeMidcap 250 - TRI  
since inception**

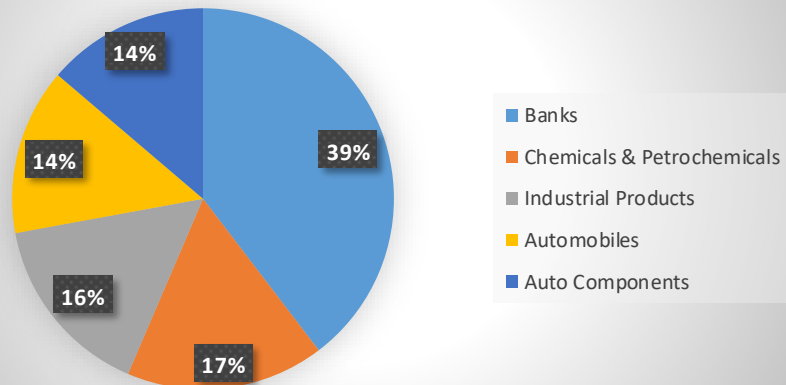
## Top 10 Stocks

Kotak Equity Opp Fund	% Allocation
ICICI Bank Ltd.	4.17
Maruti Suzuki India Ltd.	4.09
State Bank Of India	4.08
Axis Bank Ltd.	3.99
Larsen & Toubro Ltd.	3.58
Linde India Ltd.	3.20
Bharat Forge Ltd.	3.14
ITC Ltd.	3.09
Bharat Electronics Ltd.	2.49
Reliance Industries Ltd.	2.40

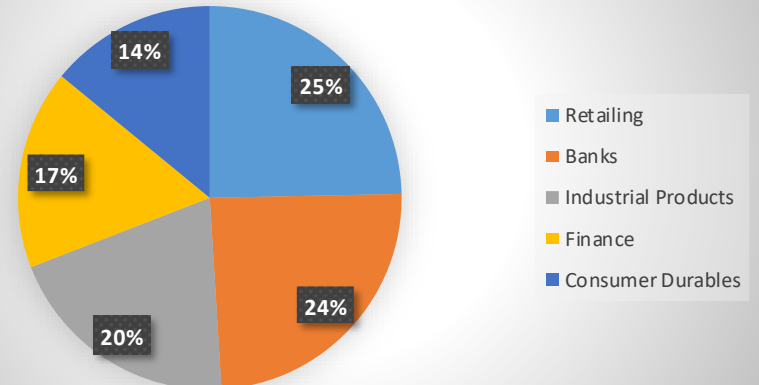
Motilal Oswal Large & Midcap Fund	% Allocation
Bharat Forge Ltd.	1.37
BSE Ltd.	1.56
Carborundum Universal Ltd.	2.69
Cholamandalam Investment and Finance Company Ltd.	4.76
Concord Biotech Ltd.	0.46
Crompton Greaves Consumer Electricals Ltd.	1.47
Cummins India Ltd.	2.98
Dalmia Bharat Ltd.	2.86
Fortis Healthcare Ltd.	4.05
Glenmark Pharmaceuticals Ltd.	3.13

## Top 5 Sectors

### Kotak Equity Opp Fund



### Motilal Oswal Large & Midcap Fund



Financials	PB	PE	Expense Ratio	AUM (In Cr.)
Kotak Equity Opp Fund	5.9	40.4	1.7	15500
Motilal Oswal Large & Midcap Fund	8.1	56.6	2.0	2338

Market Cap Allocation				
Scheme name	Large Cap (%)	Mid Cap (%)	Small Cap (%)	Others/ Cash (%)
Kotak Equity Opp Fund	53.49	36.34	6.64	3.54
Motilal Oswal Large & Midcap Fund	43.42	34.74	20.73	1.11

## Stock Universe of our MF offerings

- Duplication of stocks are limited across our offerings.
- Exposure to companies in line with investment theme.

Stock Universe	No. of Stocks
Universe of Stocks	102
Unique no. of Stocks	84
Stocks common	9

Strategies (Total No. of stocks)	Kotak Equity Opp Fund (66)	Motilal Oswal Large & Midcap Fund (36)
Kotak Equity Opp Fund (66)	57(82%)	9(14%)
Motilal Oswal Large & Midcap Fund (36)	9(24%)	27(72%)
Note : Unique stocks & allocation mentioned in highlighted cells?		

# Instance on How to Read - Stock Universe of our MF offerings (Previous Slide)

- Duplication of stocks are limited across our offerings.
- Exposure to companies in line with investment theme.

Stock Universe	No. of Stocks
Universe of Stocks	25
Unique no. of Stocks	9
Stocks common	16

Strategies (Total No. of stocks)	A	B	C
A	4 (19%)	12 (55%)	4 (16%)
B	12 (59%)	4 (18%)	1 (5%)
C	4 (30%)	1 (11%)	1 (10%)
Note : Unique stocks & allocation mentioned in highlighted cells			

Out of **9 Unique** no. stocks there is only **1** stock in C Strategy with **10% Proportion** which is not allocated in any other MF offered.

**4** Stocks of C Fund with **30% Proportion** are **common** amongst both the funds i.e. A & C.

## Flexi and Multi Cap Funds

- [Aditya Birla SL Flexi Cap Fund](#)
- [Franklin India Flexi Cap Fund](#)
- [HDFC Flexi Cap Fund](#)
- [Kotak Flexicap Fund](#)
- [Parag Parikh Flexi Cap Fund](#)
- [WOC Flexicap Fund](#)
- [Helios Flexi Cap Fund](#)
- [360 ONE Flexicap Fund](#)
- [Mirae Asset Multicap Fund](#)

# Investment Objective

## Aditya Birla SL Flexi Cap Fund

The objective of the scheme is long term growth of capital, through investment in equity & equity related instruments across market cap (large, mid & small) companies.

## Franklin India Flexi Cap Fund

A diversified equity fund that seeks to provide capital appreciation by investing in companies focused on shareholder wealth creation. It is an open ended growth scheme with the objective to provide growth of capital plus regular dividends through a diversified portfolio of equities, fixed income securities and money market instruments.

## HDFC Flexi Cap Fund

The objective of the scheme is to generate capital appreciation / income from a portfolio, predominantly invested in equity & equity related instruments.

## Kotak Flexicap Fund

The investment objective of the scheme is to generate long term capital appreciation from a portfolio of equity and equity related securities, generally focused on a few selected sectors.

## Parag Parikh Flexi Cap Fund

The investment objective of the scheme is to seek to generate long-term capital growth from an actively managed portfolio primarily of equity and Equity Related Securities.

## WOC Flexicap Fund

The investment objective of the scheme is to generate long-term capital appreciation by investing predominately in equity & equity related instruments across market capitalization.



## Helios Flexi Cap Fund

To generate long-term capital appreciation by investing predominantly in equity & equity related instruments across market capitalization.

## 360 ONE Flexicap Fund

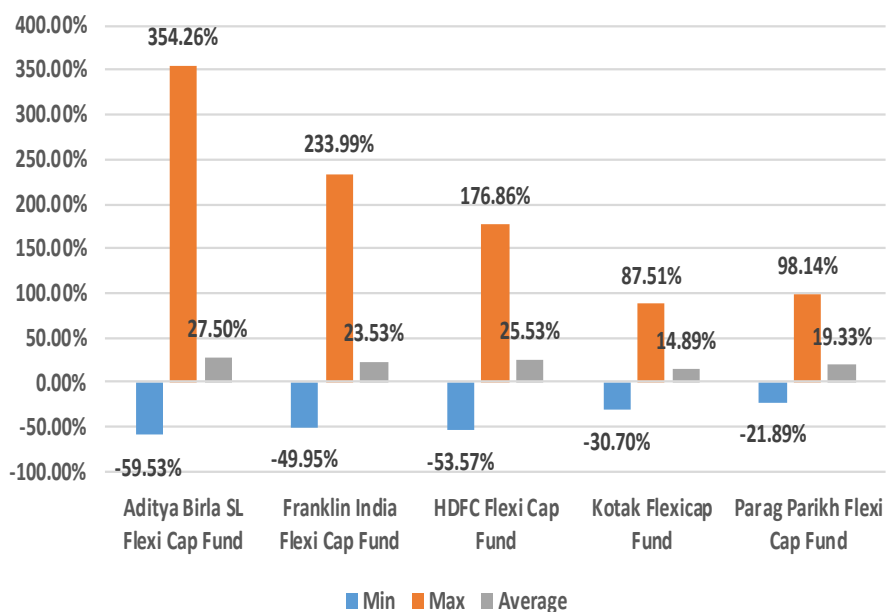
The investment objective of the scheme is to generate long -term capital appreciation by primarily investing in equity and equity related securities across the entire market capitalization range and investing the remaining portion in debt and money market instruments. However, there can be no assurance or guarantee that the investment objective of the Scheme would be achieved..

## Mirae Asset Multicap Fund

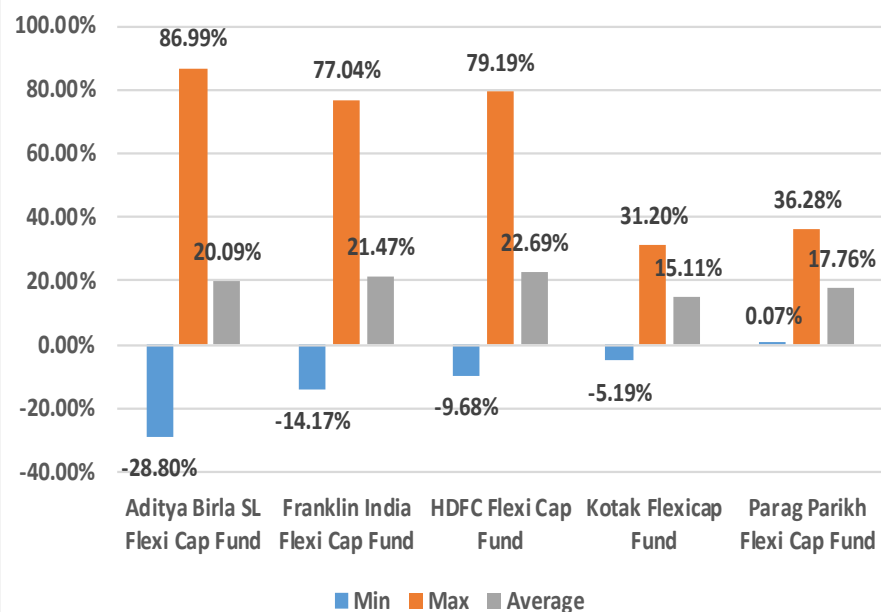
The investment objective of the scheme is to provide longterm capital appreciation from a portfolio investing predominantly in Indian equity and equity related securities of large cap, mid cap, small cap companies. However, there is no assurance that the investment objective of the Scheme will be realized.

# Rolling return

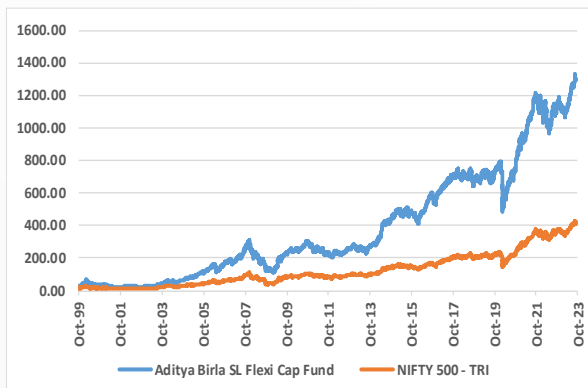
## 1 Year Rolling return since inception



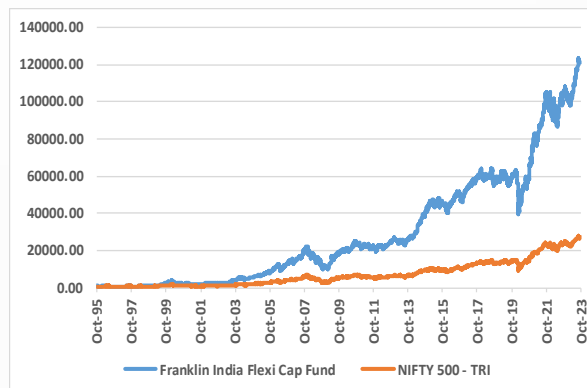
## 3 Years Rolling return since inception



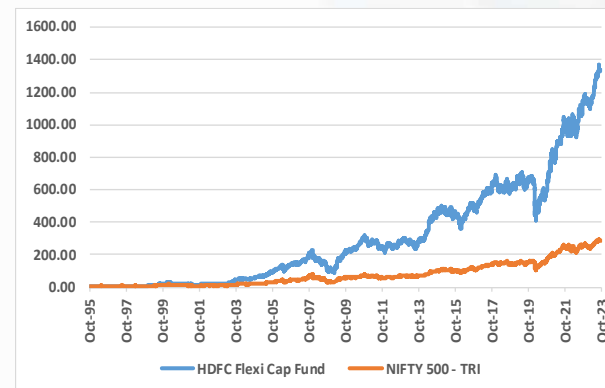
# Performance return



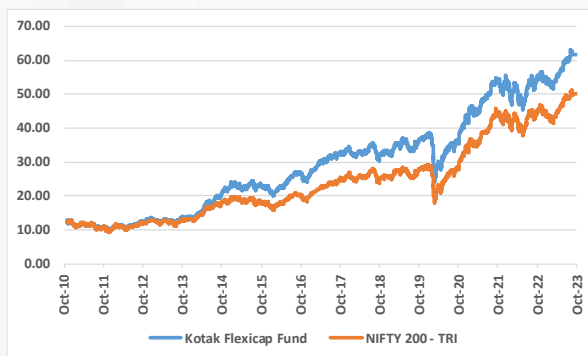
**130.12x in Fund vs 41.63x in Nifty 500 - TRI since inception**



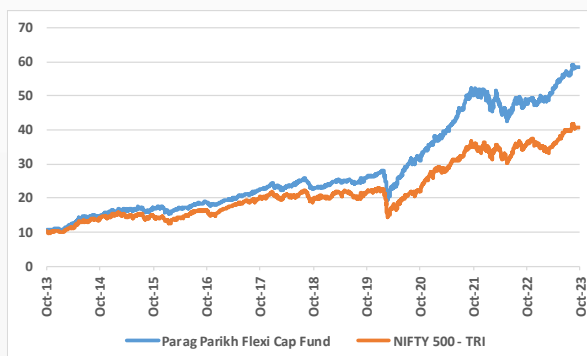
**\*121.60x in Fund vs 27.03x in Nifty 500 - TRI since 01<sup>st</sup> Jan 95**



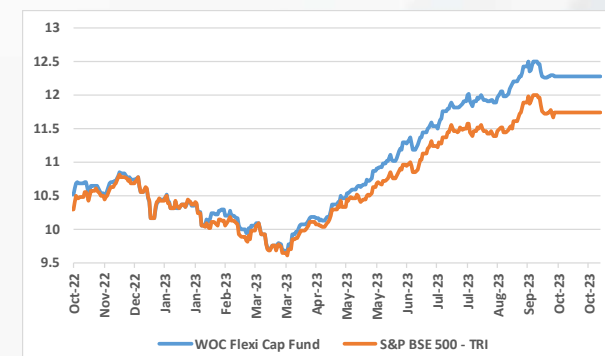
**144.67x in Fund vs 31.44x in Nifty 500 -TRI since inception**



**6.19x in Fund vs 5.00x in Nifty 200 - TRI since inception**

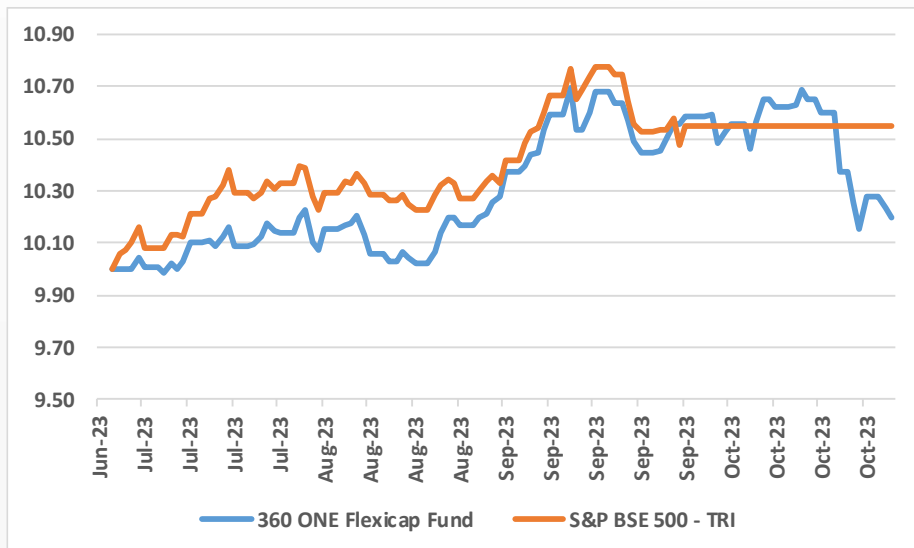


**5.84x in Fund vs 4.08x in Nifty 500 - TRI since inception**

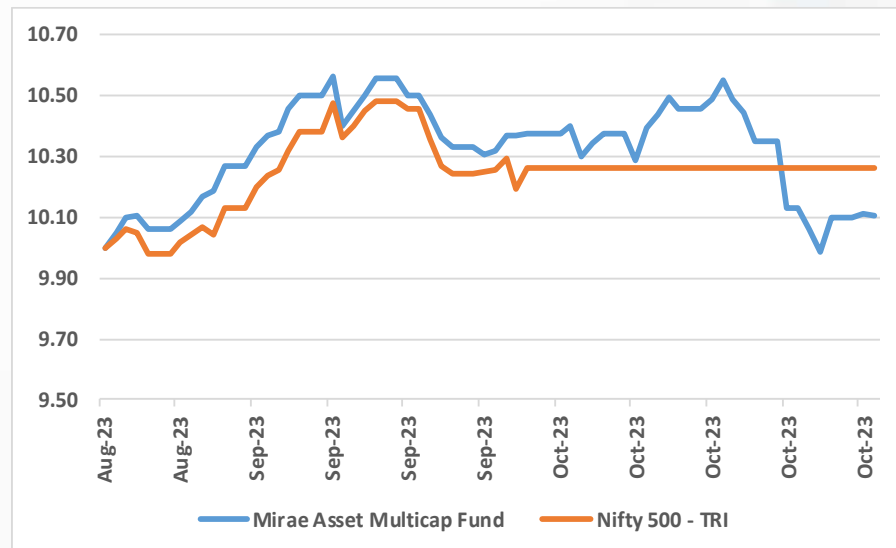


**1.23x in Fund vs 1.17x in S&P BSE 500 - TRI since inception**

## Performance return



1.02x in Fund vs 1.05x in S&P BSE 500 – TRI since inception



1.01x in Fund vs 1.03x in Nifty 500 - TRI since inception

# Top 10 Stocks

Aditya Birla SL Flexi Cap Fund	% Allocation
ICICI Bank Ltd.	9.12
HDFC Bank Ltd.	7.30
Infosys Ltd.	5.31
Bharti Airtel Ltd.	4.59
HCL Technologies Ltd.	4.34
Sun Pharmaceutical Industries Ltd.	4.17
Apollo Hospitals Enterprise Ltd.	3.32
Tata Steel Ltd.	2.93
Axis Bank Ltd.	2.81
Bajaj Finance Ltd.	2.81

Franklin India Flexi Cap Fund	% Allocation
ICICI Bank Ltd.	7.90
HDFC Bank Ltd.	7.17
Larsen & Toubro Ltd.	5.64
Infosys Ltd.	4.81
Axis Bank Ltd.	4.77
Bharti Airtel Ltd.	4.59
State Bank Of India	3.08
United Spirits Ltd.	3.06
HCL Technologies Ltd.	2.99
Grasim Industries Ltd.	2.72

HDFC Flexi Cap Fund	% Allocation
HDFC Bank Ltd.	9.22
ICICI Bank Ltd.	9.18
NTPC Ltd.	5.39
HCL Technologies Ltd.	5.04
Cipla Ltd.	4.93
State Bank Of India	4.88
Bharti Airtel Ltd.	4.41
SBI Life Insurance Company Ltd.	4.34
Hindustan Aeronautics Ltd.	3.89
Apollo Hospitals Enterprise Ltd.	3.67

Kotak Flexicap Fund	% Allocation
ICICI Bank Ltd.	7.67
Larsen & Toubro Ltd.	5.07
Ultratech Cement Ltd.	4.99
Infosys Ltd.	4.77
Axis Bank Ltd.	4.60
Bharat Electronics Ltd.	4.51
HDFC Bank Ltd.	4.32
SRF Ltd.	4.09
State Bank Of India	3.82
Maruti Suzuki India Ltd.	3.81

Parag Parikh Flexi Cap Fund	% Allocation
HDFC Bank Ltd.	7.88
Bajaj Holdings & Investment Ltd.	7.01
ITC Ltd.	5.90
Axis Bank Ltd.	5.27
HCL Technologies Ltd.	5.22
Coal India Ltd.	5.15
ICICI Bank Ltd.	4.96
Power Grid Corporation Of India Ltd.	4.95
Maruti Suzuki India Ltd.	4.95
Microsoft Corp	4.68

WOC Flexi Cap Fund	% Allocation
ICICI Bank Ltd.	7.76
HDFC Bank Ltd.	6.83
Nestle India Ltd.	4.29
Titan Company Ltd.	2.86
Larsen & Toubro Ltd.	2.37
Cholamandalam Investment and Finance Company Ltd.	2.33
Persistent Systems Ltd.	1.88
CG Power and Industrial Solutions Ltd.	1.84
Kotak Mahindra Bank Ltd.	1.78
Reliance Industries Ltd.	1.75

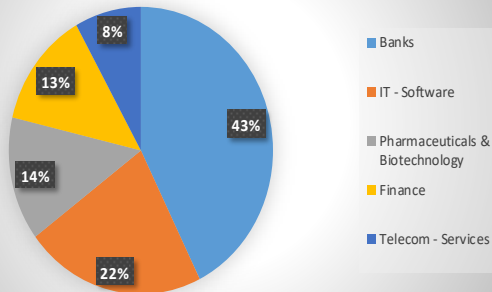
## Top 10 Stocks

360 ONE Flexicap Fund	% Allocation
HDFC Bank Ltd.	7.78
ICICI Bank Ltd.	7.07
Axis Bank Ltd.	5.32
Tata Motors Ltd.	4.90
Infosys Ltd.	4.60
Bharti Airtel Ltd.	3.90
Larsen & Toubro Ltd.	3.57
Cholamandalam Investment and Finance Company Ltd.	3.05
Dixon Technologies (India) Ltd.	2.85
Suzlon Energy Ltd.	2.81

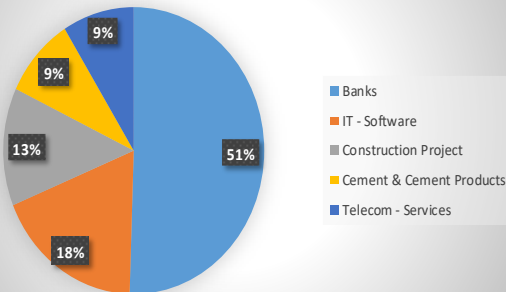
Mirae Asset Multicap Fund	% Allocation
HDFC Bank Ltd.	5.65
ICICI Bank Ltd.	3.31
Larsen & Toubro Ltd.	2.94
State Bank Of India	2.84
NTPC Ltd.	2.35
Gland Pharma Ltd.	2.33
Axis Bank Ltd.	2.03
Reliance Industries Ltd.	1.99
Kotak Mahindra Bank Ltd.	1.91
The Federal Bank Ltd.	1.91

# Top 5 Sectors

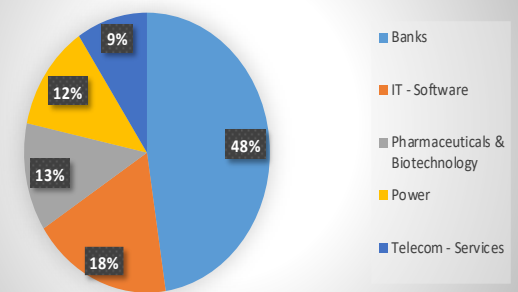
**Aditya Birla SL Flexi Cap Fund**



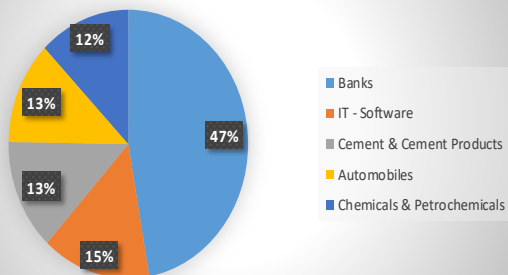
**Franklin India Flexi Cap Fund**



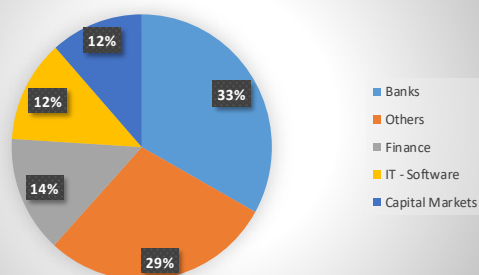
**HDFC Flexi Cap Fund**



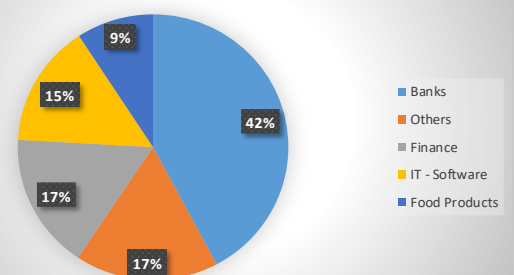
**Kotak Flexicap Fund**



**Parag Parikh Flexi Cap Fund**

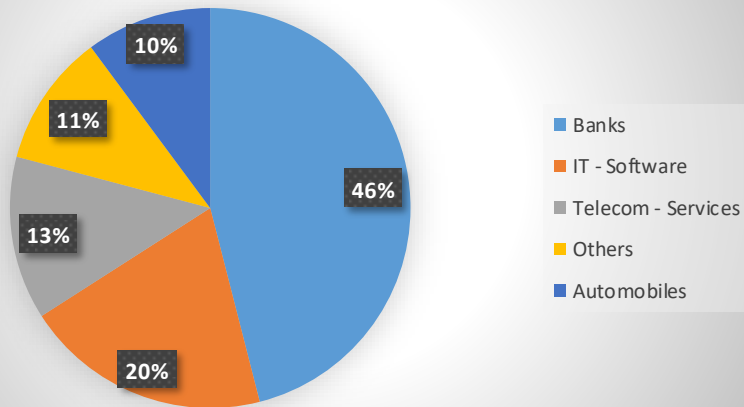


**WOC Flexi Cap Fund**

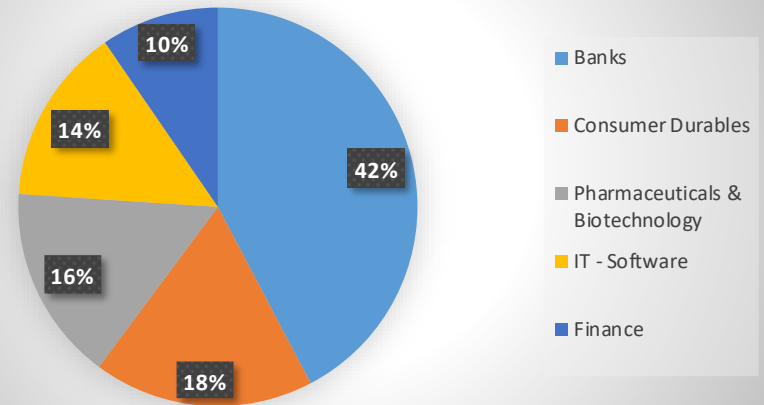


## Top 5 Sectors

### 360 ONE Flexicap Fund



### Mirae Asset Multicap Fund





Financials	PB	PE	Expense Ratio	AUM (In Cr.)
Aditya Birla SL Flexi Cap Fund	5.4	43.2	1.7	17685
Franklin India Flexi Cap Fund	5.5	40.5	1.8	12141
HDFC Flexi Cap Fund	4.6	29.3	1.6	39794
Kotak Flexicap Fund	5.1	36.0	1.5	40685
Parag Parikh Flexi Cap Fund	4.2	23.4	1.4	42785
WOC Flexi Cap Fund	11.0	44.2	2.0	2180
360 ONE Flexicap Fund	7.2	41.6	2.4	262
Mirae Asset Multicap Fund	5.6	34.7	2.0	1731

Market Cap Allocation				
Scheme name	Large Cap (%)	Mid Cap (%)	Small Cap (%)	Others/ Cash (%)
Aditya Birla SL Flexi Cap Fund	70.43	15.98	11.84	1.75
Franklin India Flexi Cap Fund	68.10	10.89	10.04	10.98
HDFC Flexi Cap Fund	80.64	6.02	2.78	10.57
Kotak Flexicap Fund	72.30	24.39	1.92	1.39
Parag Parikh Flexi Cap Fund	57.88	5.54	7.22	29.36
WOC Flexi Cap Fund	57.82	11.71	16.55	13.92
360 ONE Flexicap Fund	57.32	24.13	13.48	5.07
Mirae Asset Multicap Fund	41.10	28.84	27.25	2.81

## Stock Universe of our MF offerings

- Duplication of stocks are limited across our offerings.
- Exposure to companies in line with investment theme.

Stock Universe	No. of Stocks
Universe of Stocks	471
Unique no. of Stocks	182
Stocks common	93

Strategies (Total No. of stocks)	Aditya Birla SL Flexi Cap Fund (69)	Franklin India Flexi Cap Fund (48)	HDFC Flexi Cap Fund (41)	360 ONE Flexicap Fund (38)	Mirae Asset Multicap Fund (76)	Kotak Flexicap Fund (52)	Parag Parikh Flexi Cap Fund (40)	WOC Flexi Cap Fund (107)
Aditya Birla SL Flexi Cap Fund (69)	24(20%)	16(45%)	16(47%)	13(40%)	22(55%)	21(46%)	12(39%)	25(49%)
Franklin India Flexi Cap Fund (48)	16(50%)	15(13%)	16(53%)	14(50%)	18(54%)	14(48%)	10(37%)	13(44%)
HDFC Flexi Cap Fund (41)	16(54%)	16(56%)	8(6%)	12(51%)	20(61%)	15(47%)	11(42%)	13(49%)
360 ONE Flexicap Fund (38)	13(46%)	14(50%)	12(43%)	13(25%)	13(46%)	9(39%)	9(37%)	14(48%)
Mirae Asset Multicap Fund (76)	22(37%)	18(37%)	20(40%)	13(28%)	29(31%)	19(33%)	11(20%)	23(38%)
Kotak Flexicap Fund (52)	21(49%)	14(44%)	15(47%)	9(34%)	19(50%)	16(23%)	13(40%)	22(57%)
Parag Parikh Flexi Cap Fund (40)	12(28%)	10(25%)	11(32%)	9(25%)	11(39%)	13(35%)	15(35%)	13(34%)
WOC Flexi Cap Fund (107)	25(39%)	13(27%)	13(27%)	14(28%)	23(33%)	22(35%)	13(25%)	62(37%)
Note : Unique stocks & allocation mentioned in highlighted cells								

# Instance on How to Read - Stock Universe of our MF offerings (Previous Slide)

- Duplication of stocks are limited across our offerings.
- Exposure to companies in line with investment theme.

Stock Universe	No. of Stocks
Universe of Stocks	25
Unique no. of Stocks	9
Stocks common	16

Strategies (Total No. of stocks)	A	B	C
A	4 (19%)	12 (55%)	4 (16%)
B	12 (59%)	4 (18%)	1 (5%)
C	4 (30%)	1 (11%)	1 (10%)
Note : Unique stocks & allocation mentioned in highlighted cells			

Out of **9 Unique** no. stocks there is only **1** stock in C Strategy with **10% Proportion** which is not allocated in any other MF offered.

**4** Stocks of C Fund with **30% Proportion** are **common** amongst both the funds i.e. A & C.

## Mid Cap Funds

- [HDFC Mid-Cap Opportunities Fund](#)
- [Kotak Emerging Equity Fund](#)
- [Motilal Oswal Midcap Fund](#)
- [PGIM India Midcap Opportunities Fund](#)
- [WOC Mid Cap Fund](#)

# Investment Objective

## HDFC Mid-Cap Opportunities Fund

The objective of the scheme is to provide long-term capital appreciation/income by investing predominantly in Mid-Cap companies.

## Kotak Emerging Equity Fund

The investment objective of the scheme is to generate longterm capital appreciation from a portfolio of equity and equity related securities, by investing predominantly in mid companies..

## Motilal Oswal Midcap Fund

The investment objective of the scheme is to achieve long term capital appreciation by investing in quality mid-cap companies having long-term competitive advantages and potential for growth.

## PGIM India Midcap Opportunities Fund

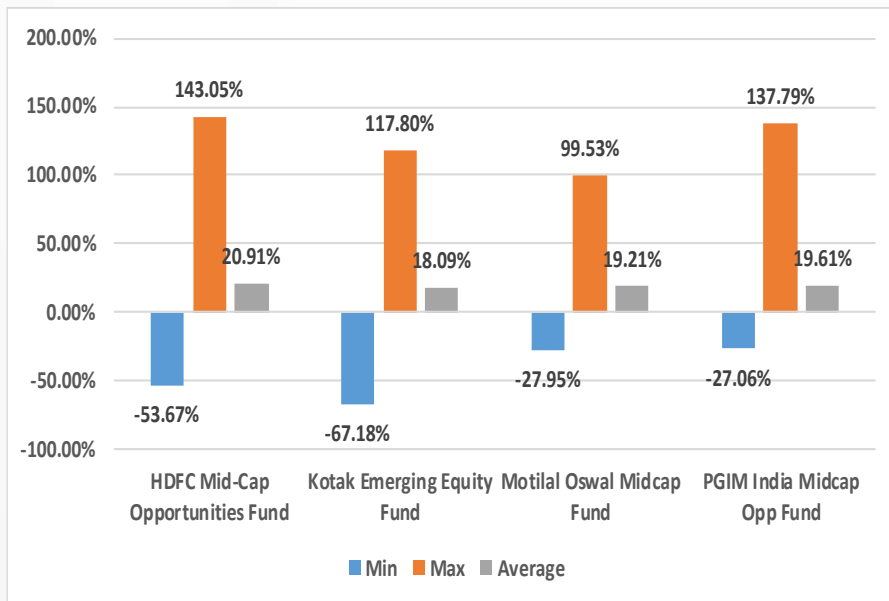
The primary objective of the scheme is to achieve long term capital appreciation by predominantly investing in equity & equity related instruments of mid cap companies.

## WOC Mid Cap Fund

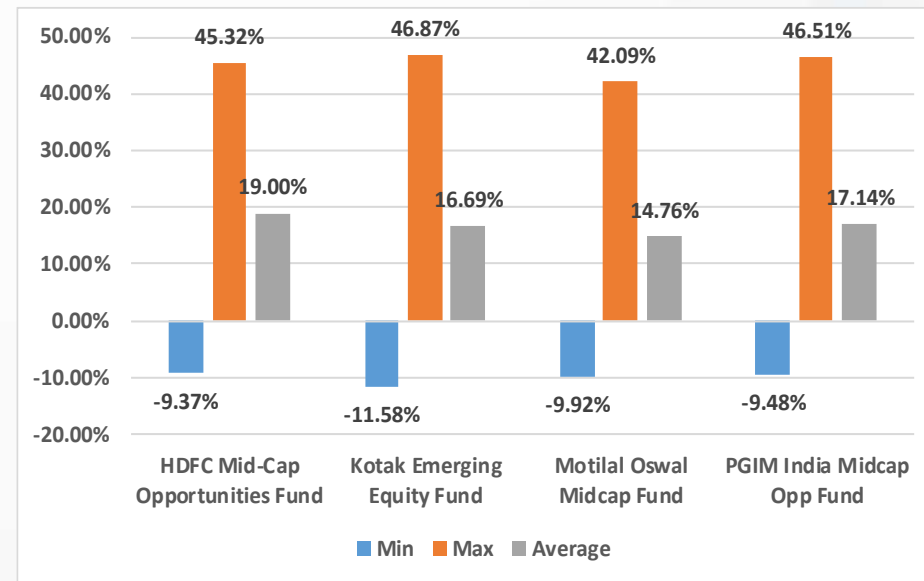
The primary objective of the scheme is to generate capital appreciation by actively investing in and managing a diversified portfolio primarily composed of mid- cap stocks.

# Rolling return

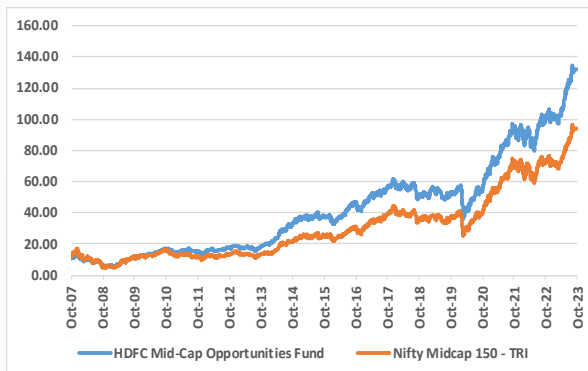
## 1 Year Rolling return since inception



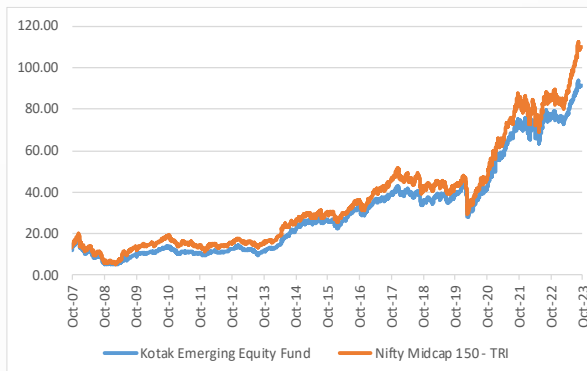
## 3 Years Rolling return since inception



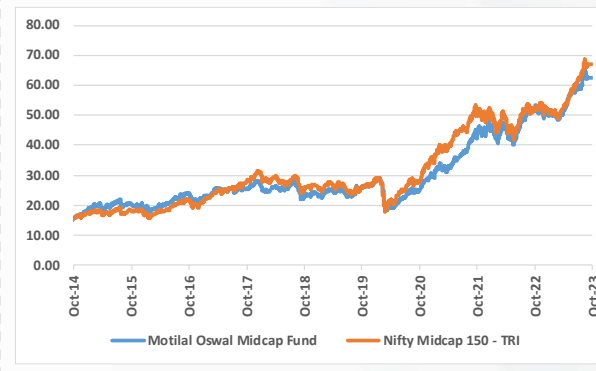
# Performance return



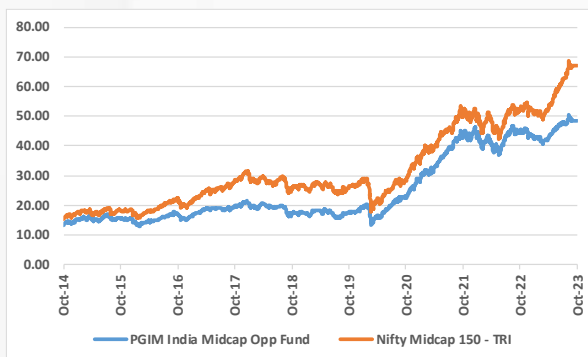
**13.20x in Fund vs 9.39x in Nifty Midcap 150 - TRI since inception**



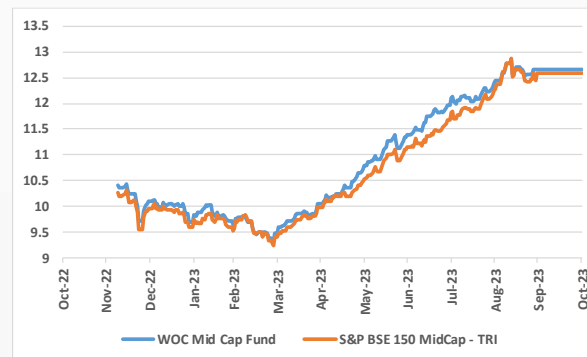
**9.15x in Fund vs 11.00x in Nifty Midcap 150 - TRI since inception**



**6.26x in Fund vs 6.70x in Nifty Midcap 150 - TRI since inception**



**4.85x in Fund vs 6.71x in Nifty Midcap 150 - TRI since inception**



**1.27x in Fund vs 1.26x in S&P BSE 150 - TRI Midcap 150 since inception**

# Top 10 Stocks

HDFC Mid-Cap Opportunities Fund	% Allocation
The Indian Hotels Company Ltd.	3.76
Tata Communications Ltd.	3.35
The Federal Bank Ltd.	3.21
Max Financial Services Ltd.	3.11
Apollo Tyres Ltd.	2.95
Max Healthcare Institute Ltd.	2.91
Coforge Ltd.	2.86
Indian Bank	2.85
Bharat Electronics Ltd.	2.81
Ipca Laboratories Ltd.	2.77

Kotak Emerging Equity Fund	% Allocation
Supreme Industries Ltd.	4.95
Persistent Systems Ltd.	3.48
Solar Industries India Ltd.	3.36
Schaeffler India Ltd.	3.11
Cummins India Ltd.	2.92
Oberoi Realty Ltd.	2.70
Sundaram Finance Ltd.	2.58
Thermax Ltd.	2.58
SKF India Ltd.	2.51
Bharat Forge Ltd.	2.46

Motilal Oswal Midcap Fund	% Allocation
Persistent Systems Ltd.	10.17
JIO Financial Services Ltd.	9.03
Zomato Ltd.	8.24
Cholamandalam Investment and Finance Company Ltd.	8.07
Coforge Ltd.	6.55
KPIT Technologies Ltd.	6.03
Deepak Nitrite Ltd.	5.98
Balkrishna Industries Ltd.	5.90
Prestige Estates Projects Ltd.	5.24
CG Power and Industrial Solutions Ltd.	4.18

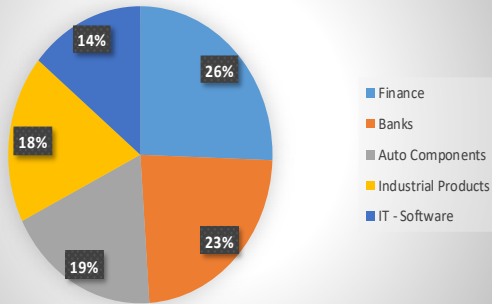
PGIM India Midcap Opp Fund	% Allocation
Tube Investments of India Ltd.	3.18
The Phoenix Mills Ltd.	2.89
Max Healthcare Institute Ltd.	2.88
Cholamandalam Investment and Finance Company Ltd.	2.59
Timken India Ltd.	2.54
Abbott India Ltd.	2.47
TVS Motor Company Ltd.	2.39
HDFC Bank Ltd.	2.32
Kotak Mahindra Bank Ltd.	2.28
Dixon Technologies (India) Ltd.	2.24

WOC Mid Cap Fund	% Allocation
CG Power and Industrial Solutions Ltd.	3.35
Persistent Systems Ltd.	2.53
The Federal Bank Ltd.	2.43
Shriram Finance Ltd.	2.41
IIFL Finance Ltd.	2.30
Coforge Ltd.	2.27
The Indian Hotels Company Ltd.	2.14
REC Ltd.	2.06
AIA Engineering Ltd.	1.95
Abbott India Ltd.	1.92

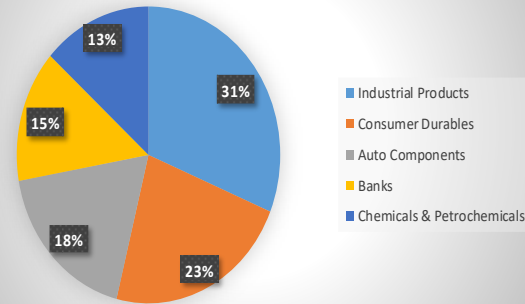


# Top 5 Sectors

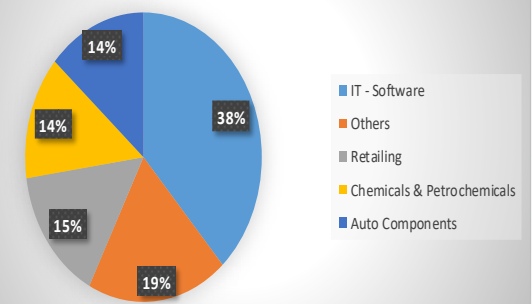
**HDFC Mid-Cap Opportunities Fund**



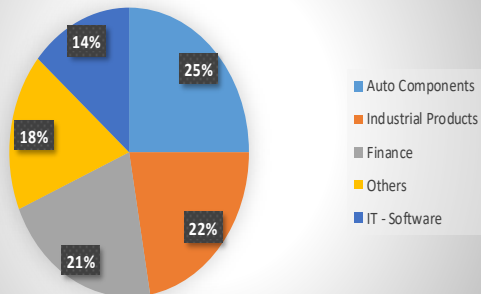
**Kotak Emerging Equity Fund**



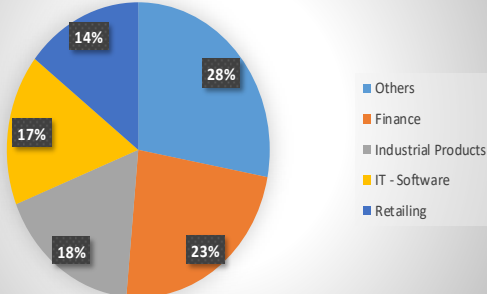
**Motilal Oswal Midcap Fund**



**PGIM India Midcap Opp Fund**



**WOC Mid Cap Fund**



Financials	PB	PE	Expense Ratio	AUM (In Cr.)
HDFC Mid-Cap Opportunities Fund	6.2	33.8	1.5	48686
Kotak Emerging Equity Fund	7.7	50.2	1.5	33918
Motilal Oswal Midcap Fund	9.4	57.8	1.8	5953
PGIM India Midcap Opp Fund	9.4	51.9	1.7	9342
WOC Mid Cap Fund	10.7	51.6	2.2	1068

Market Cap Allocation				
Scheme name	Large Cap (%)	Mid Cap (%)	Small Cap (%)	Others/ Cash (%)
HDFC Mid-Cap Opportunities Fund	10.49	65.64	16.03	7.84
Kotak Emerging Equity Fund	15.71	67.52	11.06	5.71
Motilal Oswal Midcap Fund	20.51	65.48	2.22	11.80
PGIM India Midcap Opp Fund	19.03	67.45	8.54	4.97
WOC Mid Cap Fund	6.09	55.48	21.04	17.38

## Stock Universe of our MF offerings

- Duplication of stocks are limited across our offerings.
- Exposure to companies in line with investment theme.

Stock Universe	No. of Stocks
Universe of Stocks	349
Unique no. of Stocks	147
Stocks common	79

Strategies (Total No. of stocks)	HDFC Mid-Cap Opportuni- ties Fund (64)	Kotak Emerging Equity Fund (80)	Motilal Oswal Midcap Fund (30)	PGIM India Midcap Opp Fund (69)	WOC Mid Cap Fund (106)
HDFC Mid-Cap Opportunities Fund (64)	30(29%)	21(40%)	9(20%)	16(29%)	20(44%)
Kotak Emerging Equity Fund (80)	21(37%)	34(32%)	10(15%)	29(43%)	21(25%)
Motilal Oswal Midcap Fund (30)	9(39%)	10(32%)	6(22%)	16(53%)	15(53%)
PGIM India Midcap Opp Fund (69)	16(26%)	29(40%)	16(30%)	18(20%)	27(43%)
WOC Mid Cap Fund (106)	20(26%)	21(21%)	15(21%)	27(31%)	59(33%)
Note : Unique stocks & allocation mentioned in highlighted cells					

# Instance on How to Read - Stock Universe of our MF offerings (Previous Slide)

- Duplication of stocks are limited across our offerings.
- Exposure to companies in line with investment theme.

Stock Universe	No. of Stocks
Universe of Stocks	25
Unique no. of Stocks	9
Stocks common	16

Strategies (Total No. of stocks)	A	B	C
A	4 (19%)	12 (55%)	4 (16%)
B	12 (59%)	4 (18%)	1 (5%)
C	4 (30%)	1 (11%)	1 (10%)
Note : Unique stocks & allocation mentioned in highlighted cells			

Out of **9 Unique** no. stocks there is only **1** stock in C Strategy with **10% Proportion** which is not allocated in any other MF offered.

**4** Stocks of C Fund with **30% Proportion** are **common** amongst both the funds i.e. A & C.

## Small Cap Funds

- [DSP Small Cap Fund](#)
- [HDFC Small Cap Fund](#)
- [Invesco India Smallcap Fund](#)
- [Kotak Small Cap Fund](#)
- [PGIM India Smallcap Fund](#)

# Investment Objective

## DSP Small Cap Fund

The primary investment objective is to seek to generate long term capital appreciation from a portfolio that is substantially constituted of equity and equity related securities of small cap companies.

## HDFC Small Cap Fund

The investment objective of the scheme is to provide long-term capital appreciation /income by investing predominantly in Small-Cap companies.

## Invesco India Smallcap Fund

The investment objective of the scheme is to generate capital appreciation by investing predominantly in stocks of smallcap companies.

## Kotak Small Cap Fund

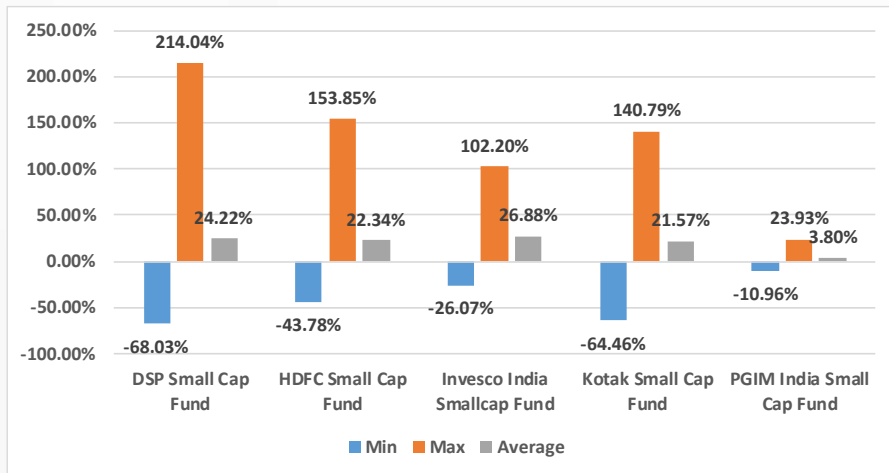
The investment objective of the scheme is to generate capital appreciation from a diversified portfolio of equity and equity related securities by investing predominantly in small cap companies..

## PGIM India Smallcap Fund

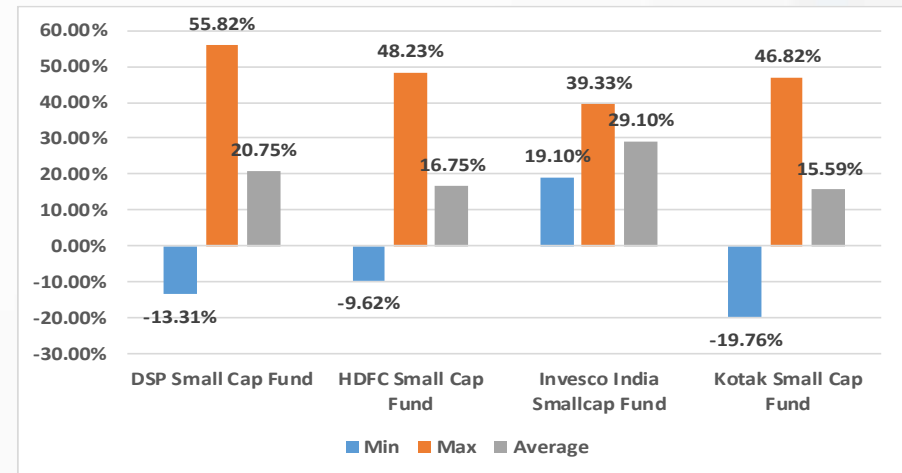
The investment objective of the scheme is to achieve long term capital appreciation by predominantly investing in equity and equity related instruments of small cap companies.

# Rolling return

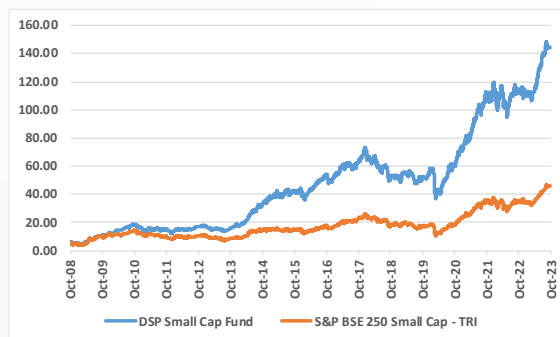
## 1 Year Rolling return since inception



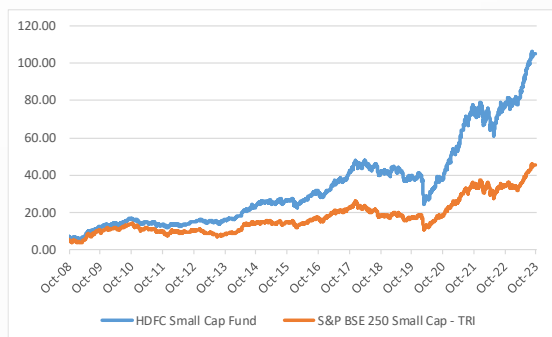
## 3 Year Rolling return since inception



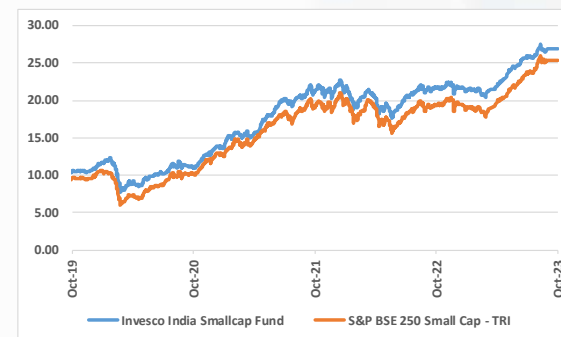
# Performance return



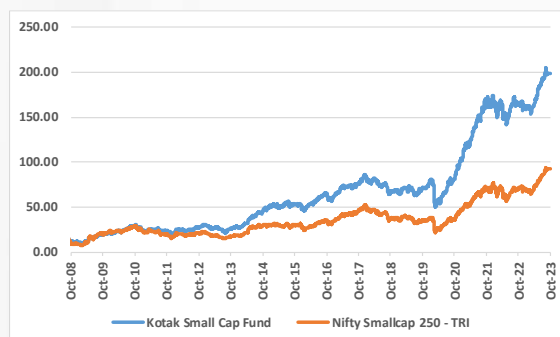
**\*13.98x in Fund vs 4.42x in S&P BSE 250 - TRI Smallcap since 15<sup>th</sup> April 2008**



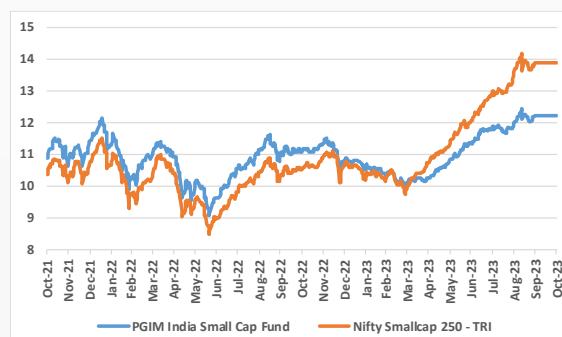
**\*10.23x in Fund vs 4.42x in S&P BSE 250 Smallcap – TRI since 15<sup>th</sup> April 2004**



**2.69x in Fund vs 2.54x in S&P BSE 250 Smallcap - TRI since inception**



**\*\*9.52x in Fund vs 4.42x in Nifty Smallcap 250 Smallcap - TRI since 15<sup>th</sup> April 2008**



**1.22x in Fund vs 1.39x in Nifty Smallcap 250 Smallcap - TRI since inception**

Source: Ace MF, Respective AMC website | Data as on 31<sup>st</sup> October, 2023 | \*Since the S&P BSE 250 Smallcap was beginning from 15<sup>th</sup> April 2008. Comparison is taken from 15<sup>th</sup> April 2008. | \*\*Since the Nifty Smallcap 250 was beginning from 15<sup>th</sup> April 2008. Comparison is taken from 15<sup>th</sup> April 2008.



# Top 10 Stocks

DSP Small Cap Fund	% Allocation
Cyient Ltd.	4.43
Triveni Engineering & Industries Ltd.	3.01
Suprajit Engineering Ltd.	2.87
Ratnamani Metals & Tubes Ltd.	2.84
Ipca Laboratories Ltd.	2.68
Nilkamal Ltd.	2.59
eClerx Services Ltd.	2.55
La Opala RG Ltd.	2.19
Welspun Corp Ltd.	2.11
Safari Industries (India) Ltd.	2.10

HDFC Small Cap Fund	% Allocation
Sonata Software Ltd.	4.73
Bank Of Baroda	3.62
Firstsource Solutions Ltd.	3.34
eClerx Services Ltd.	2.92
IDFC Ltd.	2.52
Bajaj Electricals Ltd.	2.46
Aster DM Healthcare Ltd.	2.37
The Great Eastern Shipping Company Ltd.	2.28
SKF India Ltd.	2.21
Equitas Small Finance Bank Ltd.	2.08

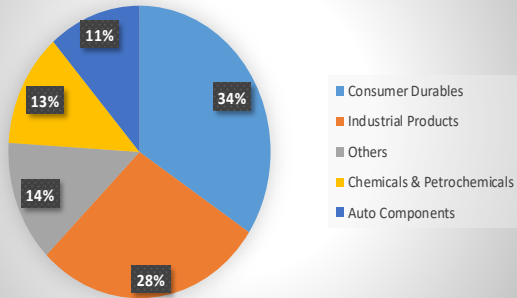
Invesco India Smallcap Fund	% Allocation
CreditAccess Grameen Ltd.	3.57
Equitas Small Finance Bank Ltd.	3.12
Global Health Ltd.	2.70
Mrs. Bectors Food Specialities Ltd.	2.44
360 One Wam Ltd.	2.43
Safari Industries (India) Ltd.	2.41
CIE Automotive India Ltd.	2.23
Home First Finance Company India Ltd.	2.18
Central Depository Services (India) Ltd.	2.17
KEI Industries Ltd.	2.06

Kotak Small Cap Fund	% Allocation
Cyient Ltd.	3.94
Carborundum Universal Ltd.	3.52
Ratnamani Metals & Tubes Ltd.	3.25
Century Plyboards (India) Ltd.	3.20
Blue Star Ltd.	2.95
Galaxy Surfactants Ltd.	2.85
Blue Dart Express Ltd.	2.33
Garware Technical Fibres Ltd.	2.30
Alembic Pharmaceuticals Ltd.	2.27
Solar Industries India Ltd.	2.26

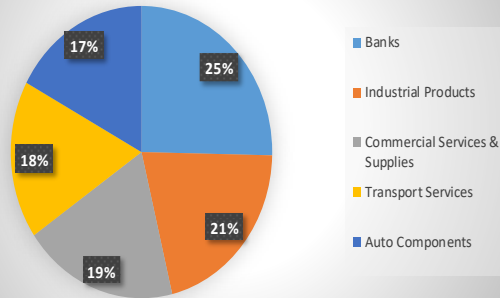
PGIM India Small Cap Fund	% Allocation
CreditAccess Grameen Ltd.	2.89
CSB Bank Ltd.	2.88
Sanofi India Ltd.	2.80
Equitas Small Finance Bank Ltd.	2.79
Blue Star Ltd.	2.74
Global Health Ltd.	2.70
Rainbow Children's Medicare Ltd.	2.68
JB Chemicals & Pharmaceuticals Ltd.	2.66
Blue Dart Express Ltd.	2.65
Central Depository Services (India) Ltd.	2.56

# Top 5 Sectors

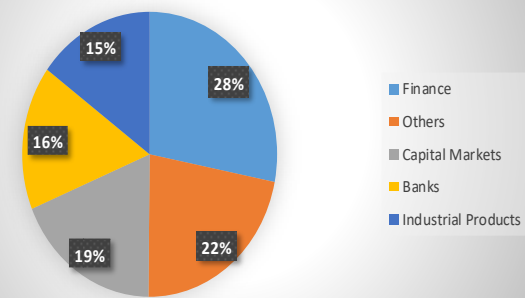
**DSP Small Cap Fund**



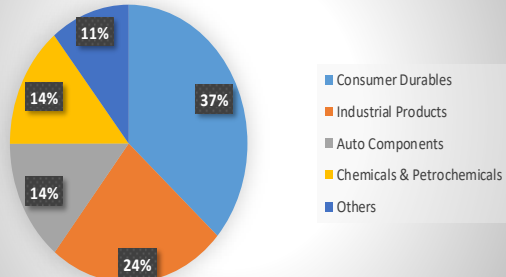
**HDFC Small Cap Fund**



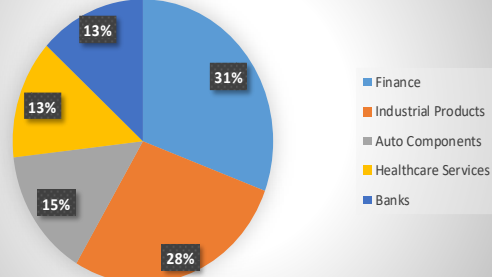
**Invesco India Smallcap Fund**



**Kotak Small Cap Fund**



**PGIM India Small Cap Fund**



Financials	PB	PE	Expense Ratio	AUM (In Cr.)
DSP Small Cap Fund	5.8	34.7	1.8	12098
HDFC Small Cap Fund	5.1	29.0	1.7	23251
Invesco India Smallcap Fund	7.6	51.0	1.9	2761
Kotak Small Cap Fund	6.6	41.6	1.7	12440
PGIM India Small Cap Fund	8.4	54.3	2.0	1709

Market Cap Allocation				
Scheme name	Large Cap (%)	Mid Cap (%)	Small Cap (%)	Others/ Cash (%)
DSP Small Cap Fund	0.48	9.45	84.04	6.03
HDFC Small Cap Fund	3.94	8.80	79.89	7.36
Invesco India Smallcap Fund	2.19	17.09	74.16	6.56
Kotak Small Cap Fund	4.57	22.68	66.75	6.00
PGIM India Small Cap Fund	1.73	13.93	74.99	9.35

## Stock Universe of our MF offerings

- Duplication of stocks are limited across our offerings.
- Exposure to companies in line with investment theme.

Stock Universe	No. of Stocks
Universe of Stocks	351
Unique no. of Stocks	186
Stocks common	73

Strategies (Total No. of stocks)	DSP Small Cap Fund (74)	HDFC Small Cap Fund (77)	Invesco India Smallcap Fund (68)	Kotak Small Cap Fund (78)	PGIM India Small Cap Fund (54)
DSP Small Cap Fund (74)	39(47%)	16(23%)	7(11%)	20(27%)	4(6%)
HDFC Small Cap Fund (77)	16(19%)	46(55%)	13(18%)	6(7%)	8(10%)
Invesco India Smallcap Fund (68)	7(11%)	13(20%)	35(45%)	9(11%)	19(35%)
Kotak Small Cap Fund (78)	20(29%)	6(11%)	9(13%)	43(44%)	11(18%)
PGIM India Small Cap Fund (54)	4(8%)	8(14%)	19(36%)	11(20%)	23(37%)
Note : Unique stocks & allocation mentioned in highlighted cells					

# Instance on How to Read - Stock Universe of our MF offerings (Previous Slide)

- Duplication of stocks are limited across our offerings.
- Exposure to companies in line with investment theme.

Stock Universe	No. of Stocks
Universe of Stocks	25
Unique no. of Stocks	9
Stocks common	16

Strategies (Total No. of stocks)	A	B	C
A	4 (19%)	12 (55%)	4 (16%)
B	12 (59%)	4 (18%)	1 (5%)
C	4 (30%)	1 (11%)	1 (10%)
Note : Unique stocks & allocation mentioned in highlighted cells			

Out of **9 Unique** no. stocks there is only **1** stock in C Strategy with **10% Proportion** which is not allocated in any other MF offered.

**4** Stocks of C Fund with **30% Proportion** are **common** amongst both the funds i.e. A & C.

## Other Funds

- [HDFC Banking & Financial Services Fund](#)
- [ICICI Pru India Opp Fund](#)
- [Invesco India Contra Fund](#)
- [Bandhan Sterling Value Fund](#)
- [Franklin India Opportunities Fund](#)

# Investment Objective

## HDFC Banking & Financial Services Fund

The investment objective of the scheme is to provide long-term capital appreciation by investing predominantly in equity and equity related instruments of companies engaged in banking and financial services.

## ICICI Pru India Opp Fund

The investment objective of the scheme is to generate long-term capital appreciation by investing in opportunities presented by special situations such as corporate restructuring, Government policy and/or regulatory changes, companies going through temporary unique challenges and other similar instances.

## Invesco India Contra Fund

The investment objective of the scheme is to generate capital appreciation by investing predominantly in Equity and Equity Related Instruments through contrarian investing.

## Bandhan Sterling Value Fund

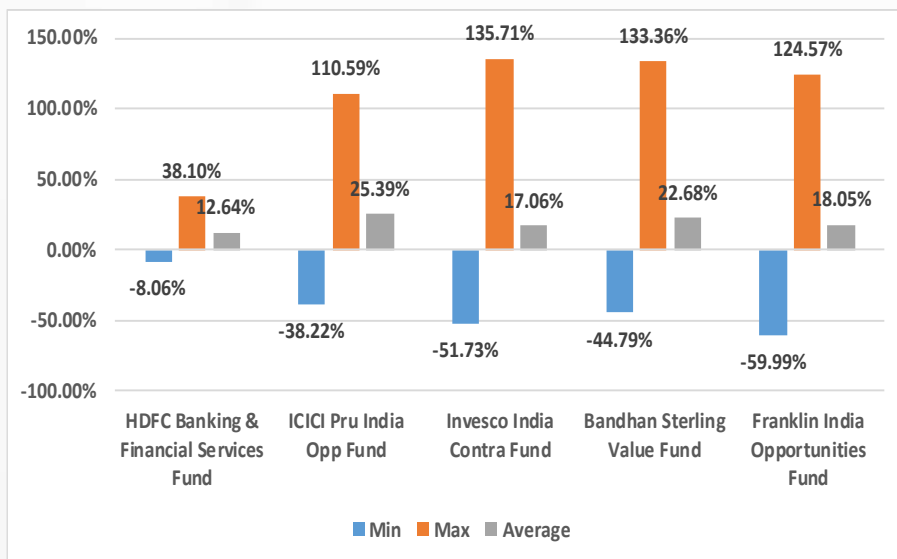
The investment objective of the scheme is to seek to generate capital appreciation from a diversified portfolio of equity and equity related instruments by following a value investment strategy.

## Franklin India Opportunities Fund

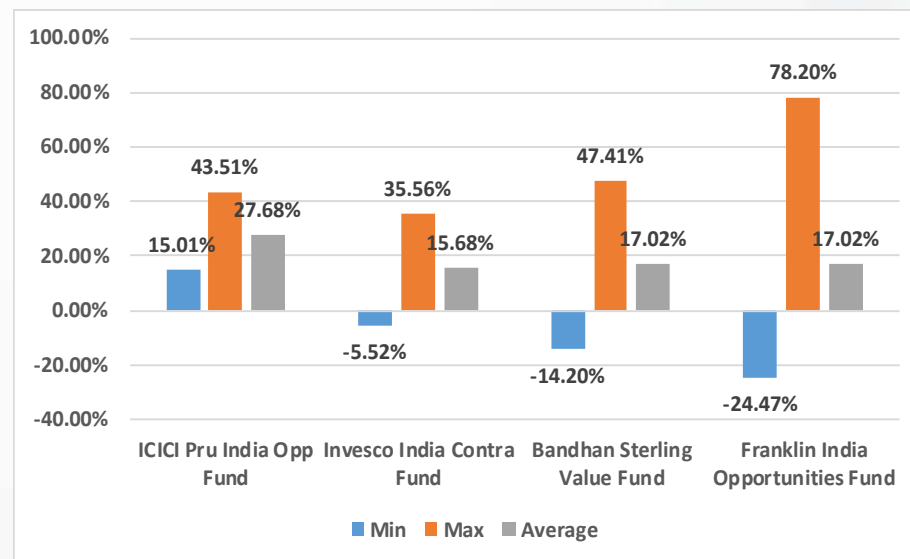
The primary investment objective is to generate capital appreciation by investing in opportunities presented by special situations such as corporate restructuring, Government policy and/or regulatory changes, companies going through temporary unique challenges and other similar instances.

# Rolling return

## 1 Year Rolling return since inception

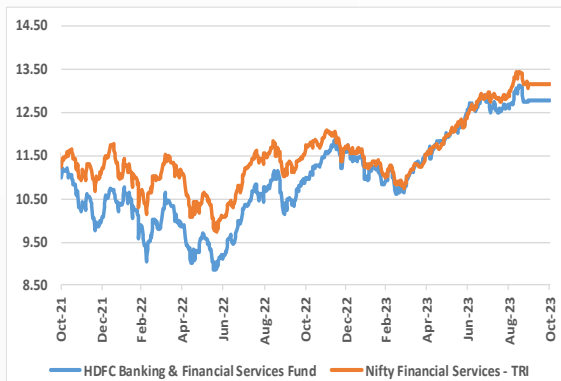


## 3 Years Rolling return since inception

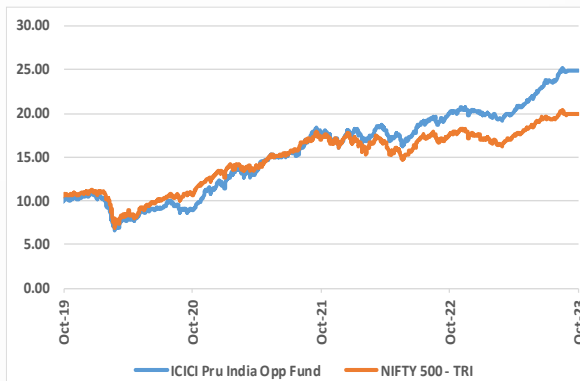




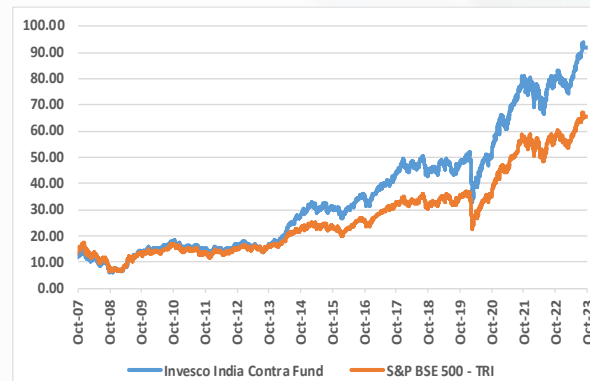
# Performance return



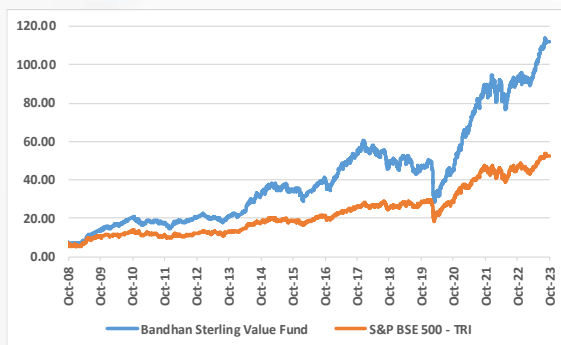
**1.28x in Fund vs 1.32x in NIFTY Financial Services - TRI since inception**



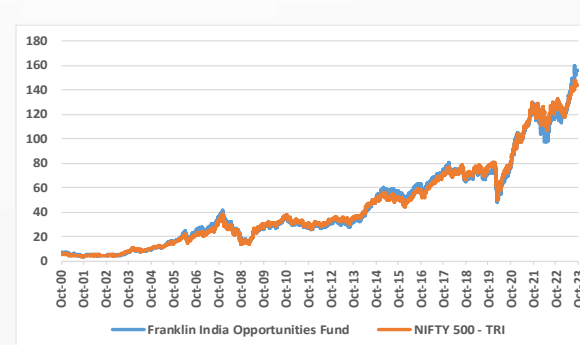
**2.50x in Fund vs 1.99x in NIFTY 500 - TRI since inception**



**9.19x in Fund vs 6.54x in S&P BSE 500 - TRI since inception**



**11.20x in Fund vs 5.28x in S&P BSE 500 - TRI since inception**



**15.64x in Fund vs 14.42x in NIFTY 500 - TRI since inception**

# Top 10 Stocks

HDFC Banking & Financial Services Fund	% Allocation
HDFC Bank Ltd.	23.97
ICICI Bank Ltd.	16.26
Axis Bank Ltd.	7.57
State Bank Of India	6.54
IndusInd Bank Ltd.	3.82
Five-Star Business Finance Ltd.	3.76
SBI Life Insurance Company Ltd.	3.06
Power Finance Corporation Ltd.	2.95
Equitas Small Finance Bank Ltd.	2.57
SBFC Finance Ltd.	2.31

ICICI Pru India Opp Fund	% Allocation
Bharti Airtel Ltd.	6.40
Sun Pharmaceutical Industries Ltd.	6.26
Infosys Ltd.	5.96
HDFC Bank Ltd.	5.94
Oil & Natural Gas Corporation Ltd.	5.82
NTPC Ltd.	5.03
ICICI Bank Ltd.	4.92
Hindustan Unilever Ltd.	2.94
Cholamandalam Financial Holdings Ltd.	2.85
Maruti Suzuki India Ltd.	2.65

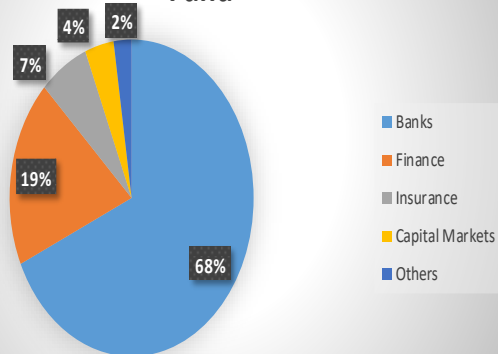
Invesco India Contra Fund	% Allocation
HDFC Bank Ltd.	6.40
ICICI Bank Ltd.	6.25
Infosys Ltd.	5.59
NTPC Ltd.	4.64
Larsen & Toubro Ltd.	3.41
Axis Bank Ltd.	2.77
State Bank Of India	2.68
Maruti Suzuki India Ltd.	2.27
Bharat Electronics Ltd.	2.16
HCL Technologies Ltd.	2.15

Bandhan Sterling Value Fund	% Allocation
Axis Bank Ltd.	4.56
ICICI Bank Ltd.	4.12
HDFC Bank Ltd.	3.76
Reliance Industries Ltd.	2.81
Jindal Steel & Power Ltd.	2.75
ITC Ltd.	2.70
Tata Consultancy Services Ltd.	2.65
CG Power and Industrial Solutions Ltd.	2.41
State Bank Of India	2.29
KEC International Ltd.	2.07

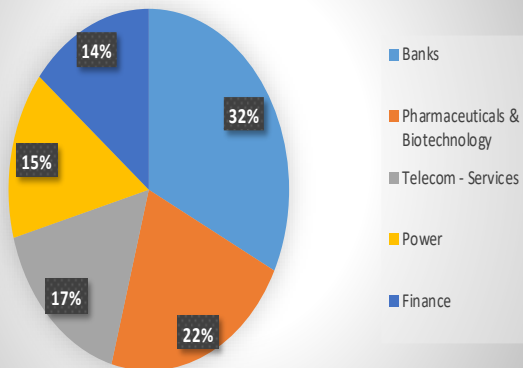
Franklin India Opportunities Fund	% Allocation
Reliance Industries Ltd.	6.11
NTPC Ltd.	5.94
Bharat Electronics Ltd.	4.79
ICICI Bank Ltd.	4.68
Kirloskar Oil Engines Ltd.	4.59
Larsen & Toubro Ltd.	4.07
PB Fintech Ltd.	3.83
Hindustan Aeronautics Ltd.	3.39
Multi Commodity Exchange Of India Ltd.	3.21
Kirloskar Pneumatic Company Ltd.	3.05

# Top 5 Sectors

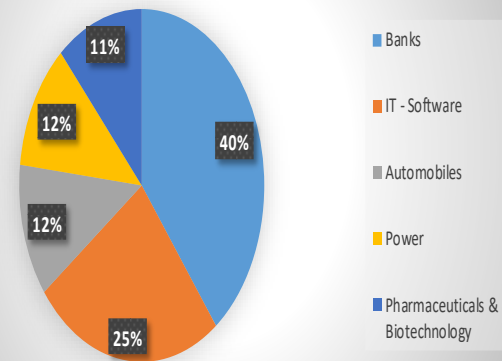
## HDFC Banking & Financial Services Fund



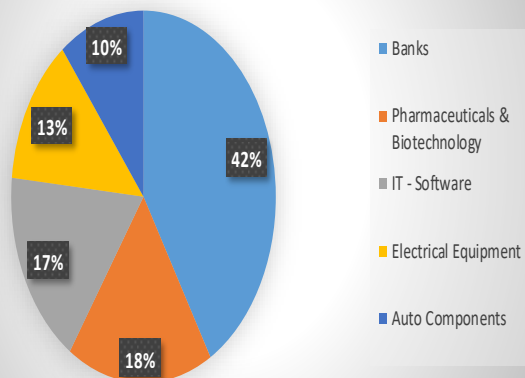
## ICICI Pru India Opp Fund



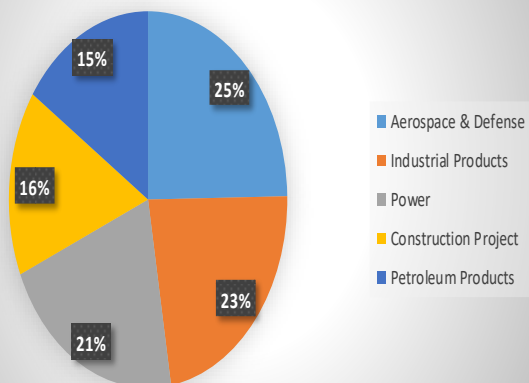
## Invesco India Contra Fund



## Bandhan Sterling Value Fund



## Franklin India Opportunities Fund



Financials	PB	PE	Expense Ratio	AUM (In Cr.)
HDFC Banking & Financial Services Fund	3.5	22.6	1.9	2879
ICICI Pru India Opp Fund	4.9	30.4	1.7	12279
Invesco India Contra Fund	5.4	38.8	1.7	11454
Bandhan Sterling Value Fund	5.1	33.1	1.8	6847
Franklin India Opportunities Fund	5.9	50.0	2.3	1401

Market Cap Allocation				
Scheme name	Large Cap (%)	Mid Cap (%)	Small Cap (%)	Others/ Cash (%)
HDFC Banking & Financial Services Fund	70.62	12.12	13.76	3.50
ICICI Pru India Opp Fund	61.50	14.46	12.31	11.73
Invesco India Contra Fund	65.96	17.40	10.20	6.44
Bandhan Sterling Value Fund	54.73	18.64	20.86	5.77
Franklin India Opportunities Fund	37.50	21.31	30.48	10.71

## Stock Universe of our MF offerings

- Duplication of stocks are limited across our offerings.
- Exposure to companies in line with investment theme.

Stock Universe	No. of Stocks
Universe of Stocks	254
Unique no. of Stocks	124
Stocks common	52

Strategies (Total No. of stocks)	Bandhan Sterling Value Fund (60)	Franklin India Opportunities Fund (45)	HDFC Banking & Financial Services Fund (29)	ICICI Pru India Opp Fund (54)	Invesco India Contra Fund (66)
Bandhan Sterling Value Fund (60)	31(43%)	7(13%)	8(21%)	12(24%)	20(40%)
Franklin India Opportunities Fund (45)	7(24%)	25(39%)	4(13%)	7(19%)	12(43%)
HDFC Banking & Financial Services Fund (29)	8(62%)	4(19%)	12(21%)	8(56%)	10(66%)
ICICI Pru India Opp Fund (54)	12(45%)	7(15%)	8(23%)	28(32%)	16(42%)
Invesco India Contra Fund (66)	20(44%)	12(24%)	10(24%)	16(37%)	28(30%)
Note : Unique stocks & allocation mentioned in highlighted cells					

# Instance on How to Read - Stock Universe of our MF offerings (Previous Slide)

- Duplication of stocks are limited across our offerings.
- Exposure to companies in line with investment theme.

Stock Universe	No. of Stocks
Universe of Stocks	25
Unique no. of Stocks	9
Stocks common	16

Strategies (Total No. of stocks)	A	B	C
A	4 (19%)	12 (55%)	4 (16%)
B	12 (59%)	4 (18%)	1 (5%)
C	4 (30%)	1 (11%)	1 (10%)
Note : Unique stocks & allocation mentioned in highlighted cells			

Out of **9 Unique** no. stocks there is only **1** stock in C Strategy with **10% Proportion** which is not allocated in any other MF offered.

**4** Stocks of C Fund with **30% Proportion** are **common** amongst both the funds i.e. A & C.

## International Funds

- [Mirae Asset NYSE FANG+ETF FoF](#)
- [Motilal Oswal Nasdaq 100 FOF](#)
- [Motilal Oswal S&P 500 Index Fund](#)
- [Navi US Total Stock Market FoF](#)

# Investment Objective

## Mirae Asset NYSE FANG+ETF FoF

The investment objective of the scheme is to provide longterm capital appreciation from a portfolio investing predominantly in units of Mirae Asset NYSE FANG+ ETF.

## Motilal Oswal Nasdaq 100 FOF

The investment objective of the scheme is to seek returns by investing in units of Motilal Oswal Nasdaq 100 ETF.

## Motilal Oswal S&P 500 Index Fund

The scheme seeks investment return that corresponds to the performance of S&P 500 Index subject to tracking error.

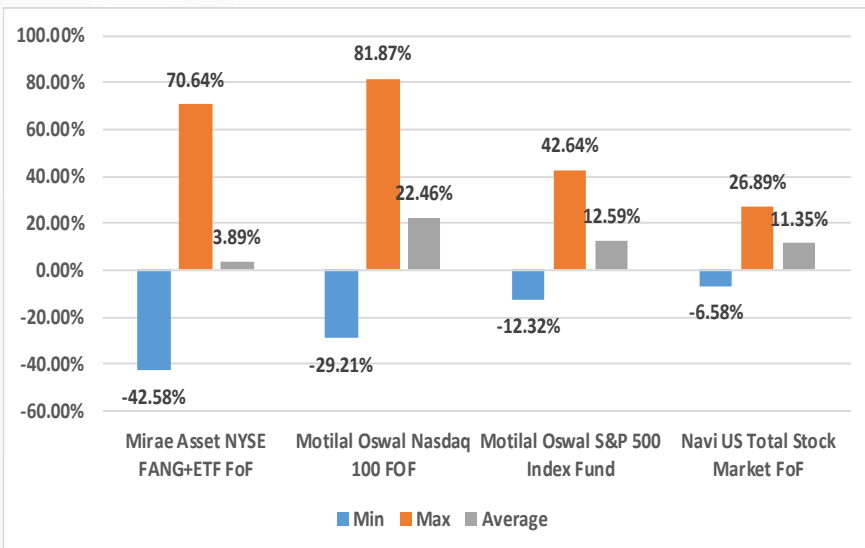
## Navi US Total Stock Market FoF

The investment objective of the scheme is to provide longterm capital appreciation by investing in units of the Vanguard Total Stock Market ETF (VTI) or the Schwab Total Stock Market Index Fund (SWTSX).

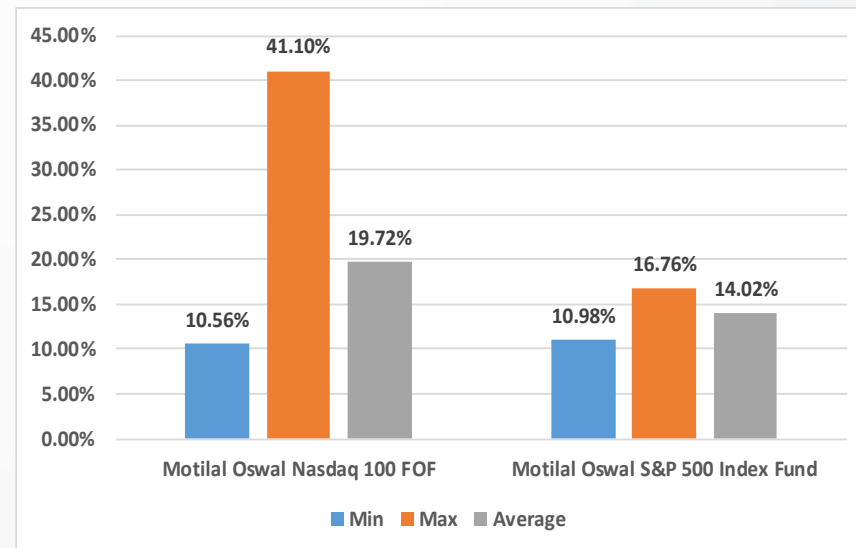


# Rolling return

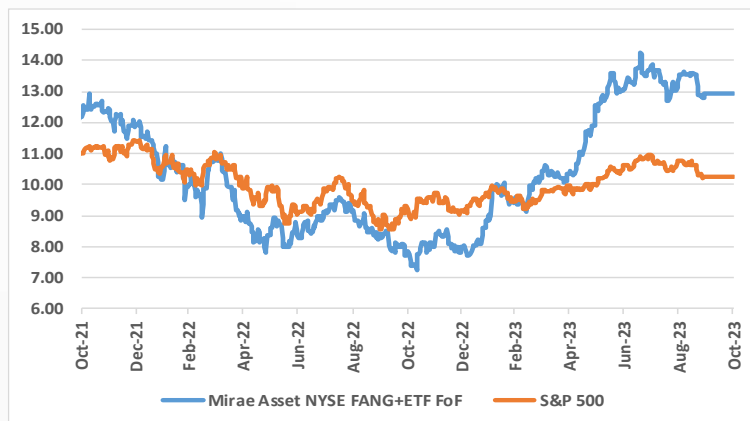
## 1 Year Rolling return since inception



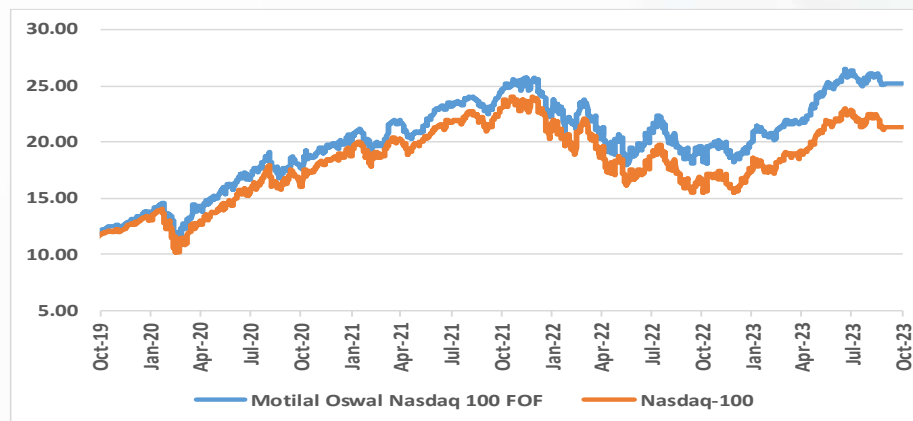
## 3 Years Rolling return since inception



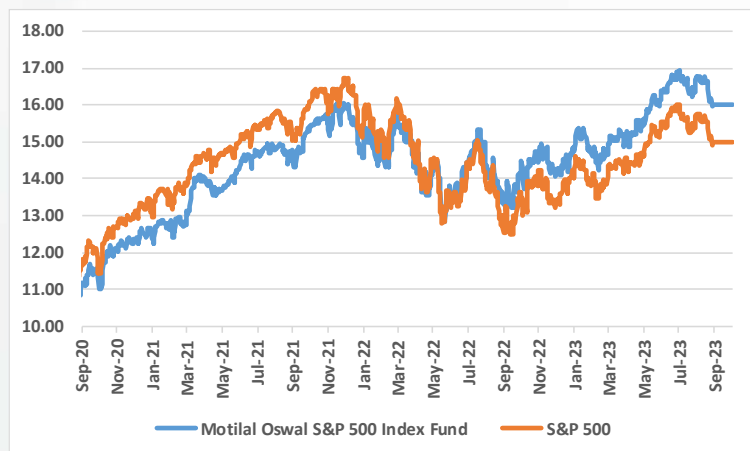
# Performance return



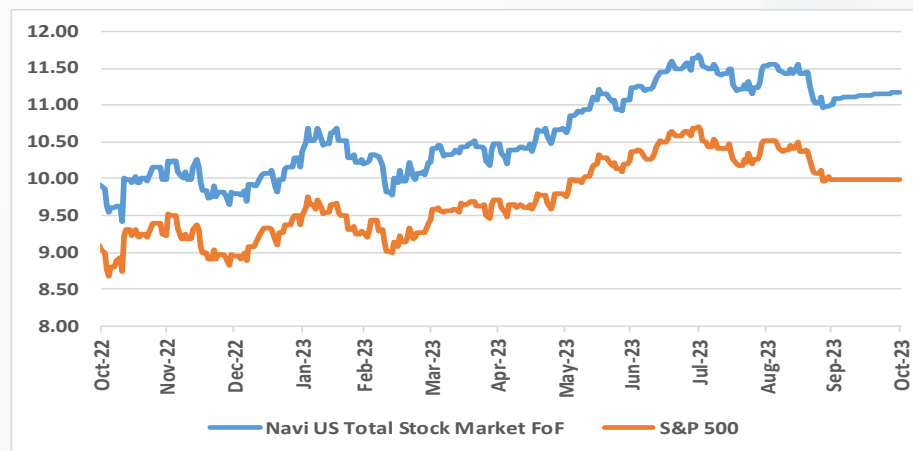
**1.29x in Fund vs 1.02x in S&P 500 since inception**



**2.53x in Fund vs 2.13x in Nasdaq 100 since inception**



**1.60x in Fund vs 1.50x in S&P500 since inception**



**1.10x in Fund vs 1.00x in S&P 500 since inception**

## Top 10 Stocks

Mirae Asset NYSE FANG+ETF FoF	% Allocation
Microsoft Corp	10.82
NetFlix Inc.	10.74
Facebook	10.62
Broadcom Corporation	10.61
Apple Inc Com	10.54
Amazon.com	9.88
Alphabet Inc A	9.76
NVIDIA Corporation	9.64
Snowflake Inc	9.44
Tesla Inc.	7.96

Motilal Oswal Nasdaq 100 FOF	% Allocation
Apple Inc Com	11.01
Microsoft Corp	10.36
Amazon.com	5.66
NVIDIA Corporation	4.15
Facebook	3.87
Broadcom Corporation	3.07
Alphabet Inc A	3.04
Alphabet Inc	3.00
Tesla Inc.	2.63
Costco Wholesale Corporation	2.17

Motilal Oswal S&P 500 Index Fund	% Allocation
Microsoft Corp	7.12
Apple Inc Com	7.11
Amazon.com	3.42
NVIDIA Corporation	2.85
Alphabet Inc A	2.09
Facebook	1.90
Alphabet Inc	1.79
Berkshire Hathway Inc	1.76
Tesla Inc.	1.57
Unitedhealth Group Inc.	1.41

Navi US Total Stock Market FoF	% Allocation
Vanguard ETF	100.00

## ELSS Funds

- [ICICI Pru ELSS Tax Saver Fund](#)
- [Mirae Asset Tax Saver](#)
- [Motilal Oswal ELSS Tax Saver Fund](#)

# Investment Objective

## ICICI Pru ELSS Tax Saver Fund

The scheme seeks to generate long-term capital appreciation through investments made primarily in equity and equity related securities of companies. Accordingly, the NAV of the Scheme is linked to performance of such companies.

## Mirae Asset Tax Saver

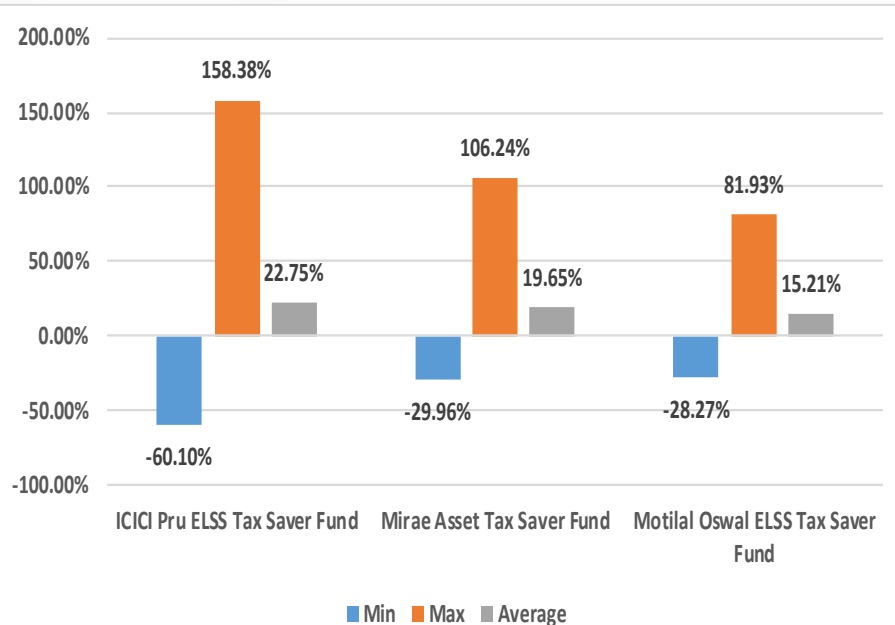
The investment objective of the scheme is to generate long -term capital appreciation from a diversified portfolio of predominantly equity and equity related instruments.

## Motilal Oswal Long Term Equity

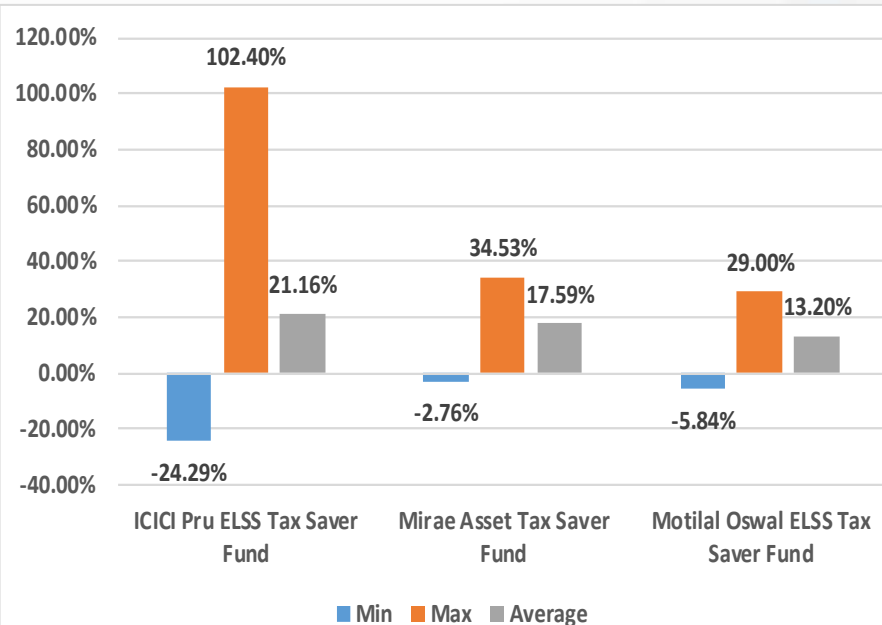
The investment objective of the scheme is to generate long -term capital appreciation from a diversified portfolio of predominantly equity and equity related instruments.

# Rolling return

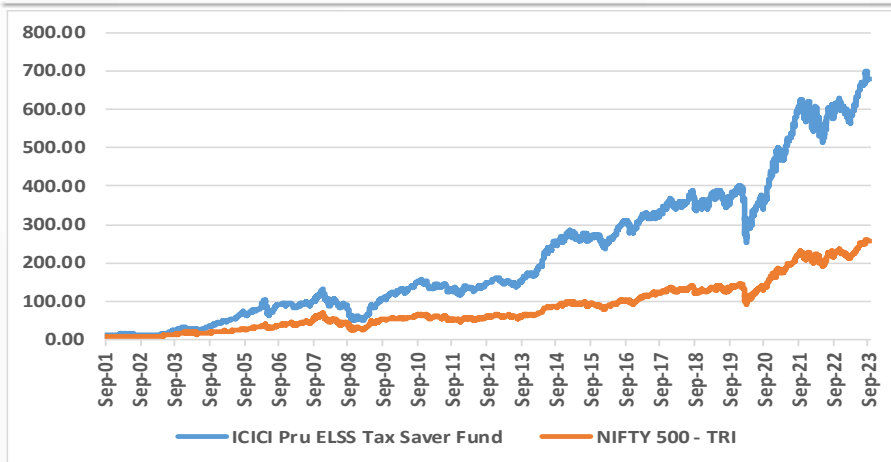
## 1 Year Rolling return since inception



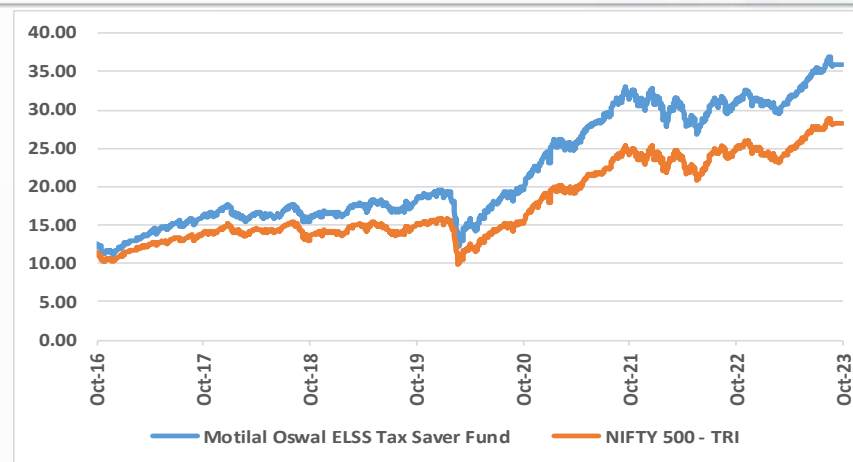
## 3 Year Rolling return since inception



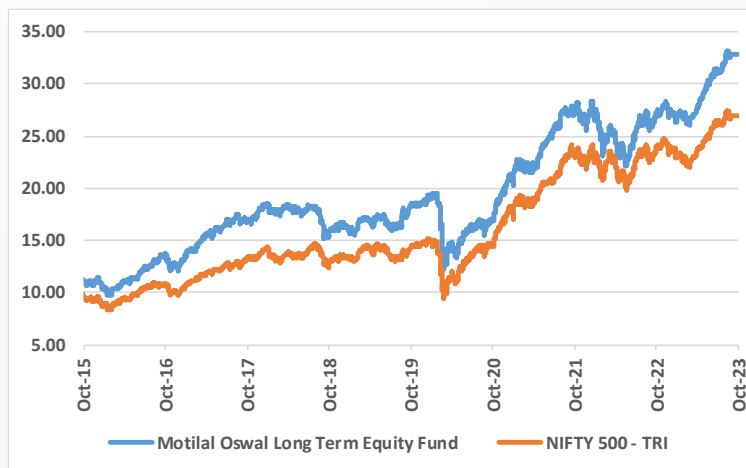
# Performance return



**68.21x in Fund vs 25.63x in NIFTY 500 - TRI since inception**



**3.59x in Fund vs 2.83x in NIFTY 500 - TRI since inception**



**3.28x in Fund vs 2.69x in NIFTY 500 - TRI since inception**

## Top 10 Stocks

ICICI Pru ELSS Tax Saver Fund	% Allocation
ICICI Bank Ltd.	8.02
HDFC Bank Ltd.	5.83
Bharti Airtel Ltd.	5.44
Maruti Suzuki India Ltd.	5.29
Axis Bank Ltd.	5.12
Avenue Supermarts Ltd.	5.10
Infosys Ltd.	4.42
SBI Cards And Payment Services Ltd.	3.59
Larsen & Toubro Ltd.	3.19
Reliance Industries Ltd.	3.08

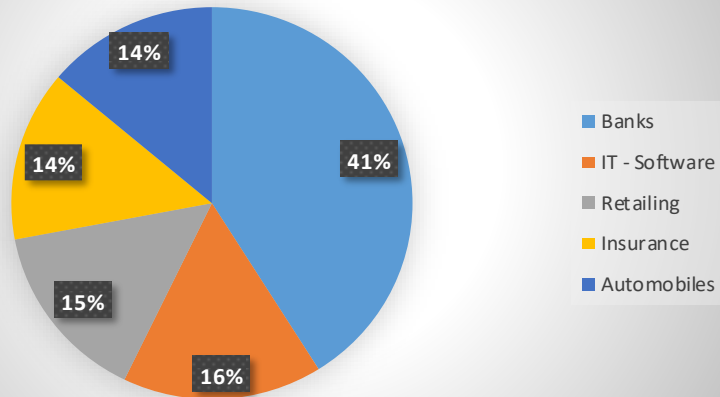
Mirae Asset Tax Saver Fund	% Allocation
HDFC Bank Ltd.	9.63
ICICI Bank Ltd.	6.56
State Bank Of India	5.04
Reliance Industries Ltd.	3.92
Infosys Ltd.	3.43
Larsen & Toubro Ltd.	3.32
Axis Bank Ltd.	3.17
NTPC Ltd.	2.83
HCL Technologies Ltd.	2.82
Bharti Airtel Ltd.	2.45

Motilal Oswal ELSS Tax Saver Fund	% Allocation
Trent Ltd.	6.01
Global Health Ltd.	5.71
IndusInd Bank Ltd.	5.17
Interglobe Aviation Ltd.	5.14
Cholamandalam Investment and Finance Company Ltd.	4.99
ICICI Bank Ltd.	4.93
Infosys Ltd.	4.64
Zomato Ltd.	4.61
Mankind Pharma Ltd.	4.51
Fortis Healthcare Ltd.	3.86

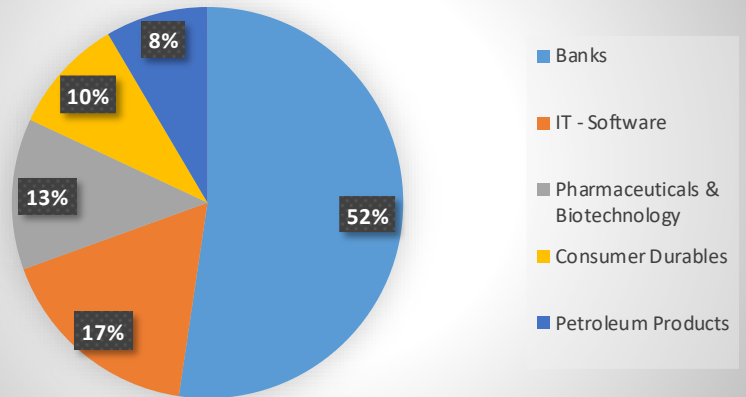


## Top 5 Sectors

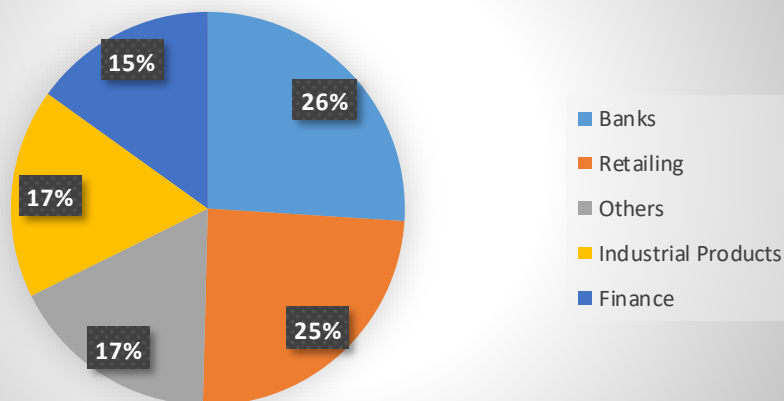
### ICICI Pru ELSS Tax Saver Fund



### Mirae Asset Tax Saver Fund



### Motilal Oswal ELSS Tax Saver Fund



Financials	PB	PE	Expense Ratio	AUM (In Cr.)
ICICI Pru ELSS Tax Saver Fund	5.5	42.1	1.8	11062
Mirae Asset Tax Saver Fund	4.8	31.5	1.6	17532
Motilal Oswal ELSS Tax Saver Fund	7.0	46.1	1.9	2508

Market Cap Allocation				
Scheme name	Large Cap (%)	Mid Cap (%)	Small Cap (%)	Others/ Cash (%)
ICICI Pru ELSS Tax Saver Fund	69.52	11.53	12.32	6.63
Mirae Asset Tax Saver Fund	66.85	21.07	11.09	0.99
Motilal Oswal ELSS Tax Saver Fund	49.34	19.60	22.17	8.88

## Stock Universe of our MF offerings

- Duplication of stocks are limited across our offerings.
- Exposure to companies in line with investment theme.

Stock Universe	No. of Stocks
Universe of Stocks	153
Unique no. of Stocks	88
Stocks common	30

Strategies (Total No. of stocks)	ICICI Pru ELSS Tax Saver Fund (54)	Mirae Asset Tax Saver Fund (70)	Motilal Oswal ELSS Tax Saver Fund (29)
ICICI Pru ELSS Tax Saver Fund (54)	29(30%)	22(63%)	8(17%)
Mirae Asset Tax Saver Fund (70)	22(55%)	43(41%)	10(19%)
Motilal Oswal ELSS Tax Saver Fund (29)	8(31%)	10(36%)	16(50%)
Note : Unique stocks & allocation mentioned in highlighted cells			

# Instance on How to Read - Stock Universe of our MF offerings (Previous Slide)

- Duplication of stocks are limited across our offerings.
- Exposure to companies in line with investment theme.

Stock Universe	No. of Stocks
Universe of Stocks	25
Unique no. of Stocks	9
Stocks common	16

Strategies (Total No. of stocks)	A	B	C
A	4 (19%)	12 (55%)	4 (16%)
B	12 (59%)	4 (18%)	1 (5%)
C	4 (30%)	1 (11%)	1 (10%)
Note : Unique stocks & allocation mentioned in highlighted cells			

Out of **9 Unique** no. stocks there is only **1** stock in C Strategy with **10% Proportion** which is not allocated in any other MF offered.

**4** Stocks of C Fund with **30% Proportion** are **common** amongst both the funds i.e. A & C.

## Recommended Mutual Funds

Scheme Category	Scheme Name
Large Cap Funds	HDFC Top 100 Fund
Large Cap Funds	Mirae Asset Large Cap Fund
Large Cap Funds	Aditya Birla SL Focused Equity Fund
Large Cap Funds	ICICI Pru Nifty Next 50 Index Fund
Large Cap Funds	Aditya Birla SL Frontline Equity Fund
Large Cap Funds	360 ONE Focused Equity Fund
Large and Mid Cap Funds	Kotak Equity Opportunities Fund
Large and Mid Cap Funds	Motilal Oswal Large & Mid Cap Fund
Flexi Cap Funds	Aditya Birla SL Flexi Cap Fund
Flexi Cap Funds	Franklin India Flexi Cap Fund
Flexi Cap Funds	HDFC Flexi Cap Fund
Flexi Cap Funds	Kotak Flexicap Fund
Flexi Cap Funds	Parag Parikh Flexi Cap Fund
Flexi Cap Funds	WOC Flexicap Fund
Flexi Cap Funds	Helios Flexi Cap Fund
Flexi Cap Funds	360 ONE Flexicap Fund
Flexi Cap Funds	Mirae Asset Multicap Fund
Mid Cap Funds	HDFC Mid-Cap Opportunities Fund
Mid Cap Funds	Kotak Emerging Equity Fund
Mid Cap Funds	Motilal Oswal Midcap Fund
Mid Cap Funds	PGIM India Midcap Opportunities Fund
Mid Cap Funds	WOC Mid Cap Fund
Small Cap Funds	DSP Small Cap Fund
Small Cap Funds	HDFC Small Cap Fund
Small Cap Funds	Invesco India Smallcap Fund
Small Cap Funds	Kotak Small Cap Fund
Small Cap Funds	PGIM India Smallcap Fund
Sectoral Funds	HDFC Banking & Financial Services Fund
Thematic Funds	ICICI Pru India Opp Fund
Value Funds	Bandhan Sterling Value Fund
Thematic Funds	Franklin India Opportunities Fund
Contra Funds	Invesco India Contra Fund
International Funds	Mirae Asset NYSE FANG+ETF FoF
International Funds	Motilal Oswal Nasdaq 100 FOF
International Funds	Motilal Oswal S&P 500 Index Fund
International Funds	Navi US Total Stock Market FoF
ELSS Funds	ICICI Pru LT Equity Fund (Tax Saving)
ELSS Funds	Mirae Asset Tax Saver
ELSS Funds	Motilal Oswal Long Term Equity

Thank You !

**Motilal Oswal Financial Services Limited (MOFSL)\* Member of NSE, BSE, MCX, NCDEX CIN No.:  
L67190MH2005PLC153397**

Registered Office Address: Motilal Oswal Tower, Rahimtullah Sayani Road, Opposite Parel ST Depot, Prabhadevi, Mumbai-400025; Tel No.: 022-71934263; Website [www.motilaloswal.com](http://www.motilaloswal.com). Correspondence Office Address: Palm Spring Centre, 2nd Floor, Palm Court Complex, New Link Road, Malad (West), Mumbai- 400 064. Tel No: 022 7188 1000. Registration Nos.: Motilal Oswal Financial Services Limited (MOFSL)\*: INZ000158836. (BSE/NSE/MCX/NCDEX); CDSL and NSDL: IN-DP-16-2015; Research Analyst: INH000000412. AMFI: ARN - 146822; ; Insurance Corporate Agent: CA0579. Motilal Oswal Asset Management Company Ltd. (MOAMC): PMS (Registration No.: INP000000670); PMS and Mutual Funds are offered through MOAMC which is group company of MOFSL. Motilal Oswal Wealth Management Ltd. (MOWML): PMS (Registration No.: INP000004409) is offered through MOWML, which is a group company of MOFSL. • Motilal Oswal Financial Services Limited is a distributor of Mutual Funds, PMS, Fixed Deposit, Bond, NCDs, Insurance Products, Investment advisor and IPOs etc . These are not Exchange traded products and the Trading Member is just acting as distributor. All disputes with respect to the distribution activity would not have access to Exchange Investor Redressal Forum or Arbitration mechanism • Research & Advisory services is backed by proper research. Please read the Risk Disclosure Document prescribed by the Stock Exchanges carefully before investing. There is no assurance or guarantee of the returns. Details of Compliance Officer: Name: Neeraj Agarwal, Email ID: [na@motilaloswal.com](mailto:na@motilaloswal.com), Contact No.:022-40548085.The securities quoted are exemplary and are not recommendatory. Brokerage will not exceed SEBI prescribed limit. Customer having any query/feedback/ clarification may write to [query@motilaloswal.com](mailto:query@motilaloswal.com). In case of grievances for Securities Broking write to [grievances@motilaloswal.com](mailto:grievances@motilaloswal.com), for DP to [dpgrievances@motilaloswal.com](mailto:dpgrievances@motilaloswal.com).

**\*Such representations are not indicative of future results.**

**Investment in securities market are subject to market risks, read all the related documents carefully before investing.**



## Awards & Accolades



Voted as the top firm  
across multiple  
categories in the  
**Asiamoney Brokers  
Poll 2020 & 2019**



Inducted in the  
**'Hall of Fame'**  
at the 10th CNBC TV18  
Financial Advisor  
Awards 2019



Wins the **'Best  
Broking Business of  
the Year 2018'** at the  
Money Control Wealth  
Creator Awards.



**'Best Performing  
Financial Advisor'**  
(Equity Broker)  
at the CNBC  
TV18 Financial Advisor  
Awards (5 Times)



**Best Brokerage House**  
of the Year -  
(West Region)  
at the MCX Awards  
2018 & 2019



Motilal Oswal  
Financial Services  
features in  
**Forbes India Super 50**



Motilal Oswal  
Financial Services  
is now a  
**Fortune 500  
(India) Company**



Wins award for  
innovation in  
Cross-Media Marketing  
at the Asia Pacific  
**Stevie® Awards**



**'Best Video Content  
in a traditional media'**  
Award in Financial  
Services Category  
at the VIDEA 2020  
Video Mmedia Awards



Wins  
**'Brand of the Year'**  
at the CNBC TV18  
India Business  
Leadership  
Awards 2018

